

11 June 2015

Unpaid Bills of Exchange Statistics (UBE) April 2015. Provisional data

The value of unpaid bills of exchange decreases 21.6% in April, as compared with the same month of 2014

1.8% of the total expired bills of exchange are unpaid

In April, the value of the expired bills of exchange reached 12,943 million euros, 3.4% less than in the same month of 2014.

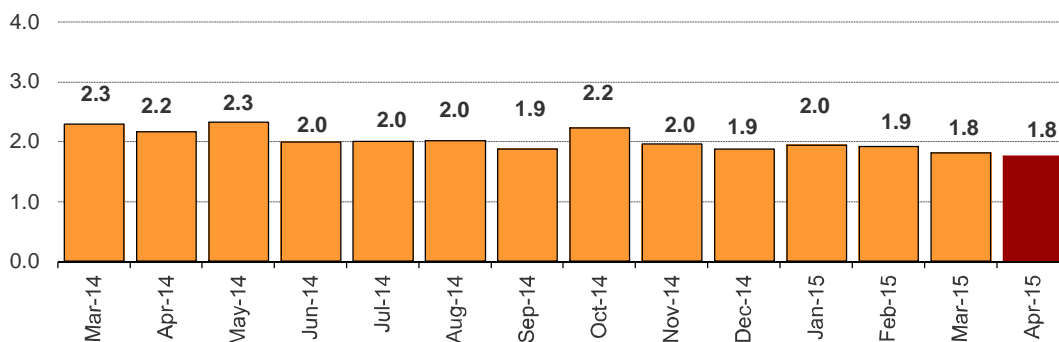
With regards to returned unpaid bills of exchange, the value reached 229 million euros, representing a 21.6% annual decrease.

Credit materialised in bills of exchange. April 2015

	Total	% Variation		
		Monthly	Annual	Annual accumulated
Value of bills of exchange (million euros)				
Expired bills	12,943	-1.7	-3.4	-4.0
- Paid bills	12,714	-1.7	-3.0	-3.6
- Unpaid bills	229	-4.7	-21.6	-22.5
% of paid bills against expired bills	98.2	0.1	0.4	0.5
% of unpaid bills against expired bills	1.8	-3.0	-18.8	-19.3

The percentage of unpaid bills of exchange as compared with expired bills of exchange reached 1.8%, which is four tenths lower than that recorded in the same month of the previous year.

Percentage of unpaid bills of exchange against expired bills of exchange



In April, the total value of expired bills of exchange reached 7,680,377, that is, 2.1% more than in the same month of 2014.

The average value of expired bills of exchange reached 1,685 euros, representing a 5.4% decrease in the annual rate. In turn, the average value of unpaid bills of exchange stood at 1,214 euros, that is, 10.8% below that registered in April 2014.

Number and value of bills of exchange. April 2015

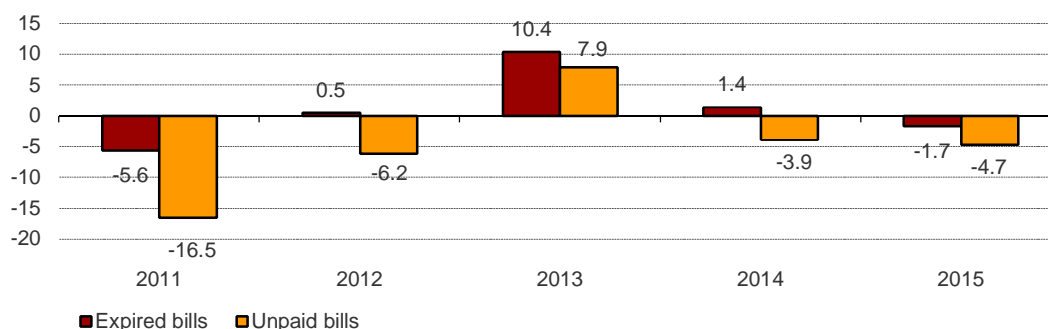
	Total	% Variation		
		Monthly	Annual	Annual accumulated
Expired bills of exchange				
Number	7,680,377	-0.6	2.1	1.2
Average value (euros)	1,685	-1.2	-5.4	-5.1
Paid bills				
Number	7,491,849	-0.6	2.5	1.7
Average value (euros)	1,697	-1.1	-5.4	-5.2
Unpaid bills of exchange				
Number	188,528	-1.6	-12.1	-15.0
Average value (euros)	1,214	-3.1	-10.8	-8.8

Monthly rate evolution

In order to contribute to the analysis and interpretation of data, this chart shows the variation in the value of the unpaid and expired bills of exchange between April and March in the last five years.

In April 2015, the monthly variation of the expired bills of exchange decreased 1.7%, and the monthly variation of the unpaid bills of exchange did so by 4.7%.

Performance of the monthly variation (april-march) value of expired and unpaid bills of exchange



Credit expired by type of bill

Of the total value of expired bills in April, 65.6% corresponded to unpaid portfolio bills of exchange and 34.4% to debt collection management from clients.

Of the total value of unpaid bills of exchange, 67.9% corresponded to portfolio bills of exchange and 32.1% to bills of exchange in debt collection management.

In April, 1.8% of the total expired portfolio bills of exchange and 1.7% of the total expired bills of exchange in debt collection management were unpaid.

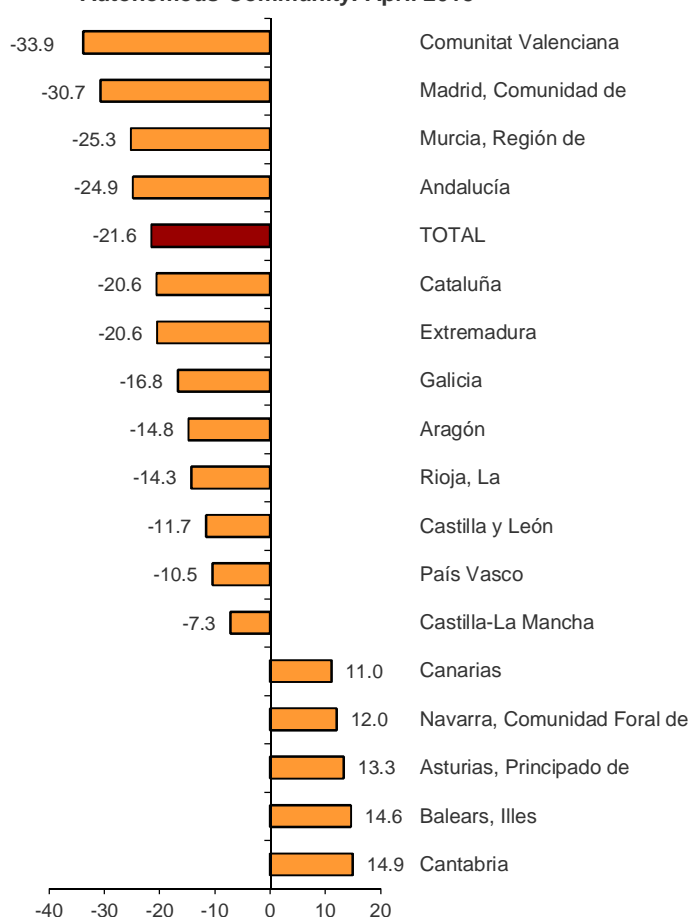
Credit expired during the month by type of bill. April 2015

	Total	% Variation		
		Monthly	Annual	Annual accumulated
Value Portfolio bills of exchange (million euros)				
Expired bills	8,488	-1.7	-2.2	-1.6
- Paid bills	8,332	-1.7	-1.8	-1.1
- Unpaid bills	155	-0.6	-20.0	-21.4
Value Debt collection management from clients (million euros)				
Expired bills	4,455	-1.9	-5.6	-8.3
- Paid bills	4,382	-1.7	-5.2	-7.9
- Unpaid bills	74	-12.2	-24.8	-24.5
% of portfolio unpaid bills	67.9	4.3	2.1	1.4
% of unpaid bills of exchange in debt collection management	32.1	-7.9	-4.1	-2.5

Results by Autonomous Community

The greatest annual decreases of the value of unpaid bills of exchange were registered in Comunitat Valenciana (-33.9%) and Comunidad de Madrid (-30.7%). In turn, Cantabria (14.9%) and Illes Balears (14.6%) were the Autonomous Communities that registered the greatest increases.

Annual variation value of unpaid bills of exchange by Autonomous Community. April 2015



Extremadura (2.7%), Canarias (2.6%) and Principado de Asturias (2.5%) were the Autonomous Communities that showed the highest percentage of unpaid bills of exchange as compared with the expired bills of exchange. In turn, Región de Murcia and Castilla y León registered the lowest percentage (both 1.5%).

In April, Cataluña and Comunidad de Madrid accumulated around half of the total of unpaid bills of exchange (46.4%).

**Credit volume materialised in bills of exchange by Autonomous Communities.
April 2015**

	Value expired bills of (euros)	Value unpaid bills of (euros)	% unpaid against expired	% monthly variation value of unpaid of exchange	% annual variation value of unpaid of exchange
TOTAL	12,943,042,822	228,929,996	1.8	-4.7	-21.6
Andalucía	992,078,232	21,088,403	2.1	11.1	-24.9
Aragón	487,937,075	8,996,354	1.8	-6.8	-14.8
Asturias, Principado de	216,945,834	5,513,280	2.5	26.1	13.3
Balears, Illes	120,637,765	2,077,333	1.7	10.5	14.6
Canarias	112,654,792	2,935,231	2.6	0.8	11.0
Cantabria	101,565,505	1,972,652	1.9	-7.5	14.9
Castilla y León	503,819,366	7,719,140	1.5	6.5	-11.7
Castilla-La Mancha	305,435,424	5,663,152	1.9	7.1	-7.3
Cataluña	3,627,292,563	60,929,851	1.7	-8.5	-20.6
Comunitat Valenciana	1,219,191,838	22,719,569	1.9	-2.7	-33.9
Extremadura	94,223,611	2,503,814	2.7	2.4	-20.6
Galicia	687,959,693	10,874,660	1.6	-1.8	-16.8
Madrid, Comunidad de	2,663,944,241	45,359,842	1.7	-13.5	-30.7
Murcia, Región de	445,458,252	6,830,949	1.5	-13.5	-25.3
Navarra, Comunidad Foral de	319,715,640	6,322,878	2.0	20.0	12.0
País Vasco	889,341,009	14,739,811	1.7	-9.5	-10.5
Rioja, La	152,424,965	2,636,391	1.7	16.0	-14.3

Unpaid Bills of Exchange Statistics April 2015. Provisional data

UBE.1 Portfolio bills of exchange in the reference month

Value in euros

	Portfolio bills of exchange expiring		Unpaid portfolio bills of exchange	
	Number	Value	Number	Value
TOTAL	4,639,369	8,487,656,531	122,631	155,381,810
Andalucía	374,903	838,462,881	12,405	17,060,183
Aragón	153,817	327,000,943	4,537	6,247,007
Asturias, Principado de	130,457	186,779,077	3,451	4,940,534
Balears, Illes	62,358	105,883,306	1,091	1,575,738
Canarias	37,295	93,528,568	1,244	2,712,107
Cantabria	36,095	82,704,714	844	1,731,923
Castilla y León	195,309	399,230,790	3,997	6,077,115
Castilla-La Mancha	138,465	275,090,617	3,972	5,270,001
Cataluña	1,248,525	1,796,230,668	33,335	32,457,858
Comunitat Valenciana	553,929	1,030,385,094	13,249	19,164,481
Extremadura	56,212	86,424,970	2,011	2,240,286
Galicia	342,307	575,825,434	7,436	9,407,353
Madrid, Comunidad de	648,827	1,229,373,146	21,189	20,686,011
Murcia, Región de	146,992	390,444,839	3,382	5,632,540
Navarra, Comunidad Foral de	123,573	243,686,185	2,291	5,683,627
País Vasco	339,139	698,786,737	6,978	12,207,889
Rioja, La	48,923	125,415,211	1,196	2,240,471
Ceuta	2,161	2,113,571	16	26,627
Melilla	82	289,780	7	20,059

UBE.2 Bills of exchange in debt collection management from clients in the reference month

Value in euros

	Portfolio bills of exchange expiring		Unpaid portfolio bills of exchange	
	Number	Value	Number	Value
TOTAL	3,041,008	4,455,386,291	65,897	73,548,186
Andalucía	89,661	153,615,351	2,674	4,028,220
Aragón	139,757	160,936,132	3,121	2,749,347
Asturias, Principado de	32,567	30,166,757	651	572,746
Balears, Illes	12,920	14,754,459	330	501,595
Canarias	14,347	19,126,224	484	223,124
Cantabria	15,177	18,860,791	358	240,729
Castilla y León	83,551	104,588,576	1,404	1,642,025
Castilla-La Mancha	28,611	30,344,807	665	393,151
Cataluña	1,543,028	1,831,061,895	30,813	28,471,993
Comunitat Valenciana	166,344	188,806,744	3,826	3,555,088
Extremadura	13,267	7,798,641	511	263,528
Galicia	87,271	112,134,259	1,905	1,467,307
Madrid, Comunidad de	565,349	1,434,571,095	14,278	24,673,831
Murcia, Región de	28,162	55,013,413	560	1,198,409
Navarra, Comunidad Foral de	57,004	76,029,455	652	639,251
País Vasco	136,286	190,554,272	3,126	2,531,922
Rioja, La	27,676	27,009,754	539	395,920
Ceuta	28	13,520	0	0
Melilla	2	146	0	0

Más información en **INEbase** – www.ine.es Todas las notas de prensa en: www.ine.es/prensa/prensa.htm

Gabinete de prensa: Teléfonos: 91 583 93 63 / 94 08 – Fax: 91 583 90 87 – gprensa@ine.es

Área de información: Teléfono: 91 583 91 00 – Fax: 91 583 91 58 – www.ine.es/infoine