

15 July 2015

## Unpaid Bills of Exchange Statistics (UBE) May 2015. Provisional data

**The value of unpaid bills of exchange decreases 22.9% in May, as compared with the same month of 2014**

**1.9% of the total expired bills of exchange are unpaid**

In May, the value of the expired bills of exchange reached 12,479 million euros, 5.0% less than in the same month of 2014.

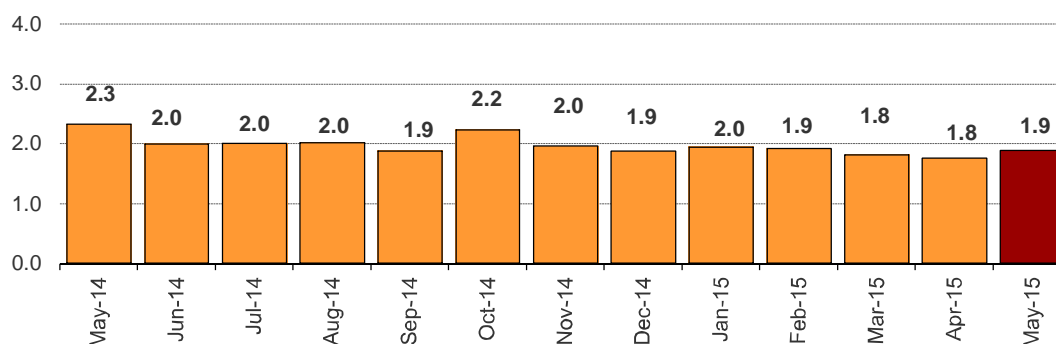
With regards to returned unpaid bills of exchange, the value reached 236 million euros, representing a 22.9% annual decrease.

### Credit materialised in bills of exchange. May 2015

	Total	% Variation		
		Monthly	Annual	Annual accumulated
Value of bills of exchange (million euros)				
Expired bills	12,479	-3.6	-5.0	-4.2
- Paid bills	12,243	-3.7	-4.6	-3.8
- Unpaid bills	236	3.3	-22.9	-22.6
% of paid bills against expired bills	98.1	-0.1	0.5	0.5
% of unpaid bills against expired bills	1.9	7.1	-18.9	-19.2

The percentage of unpaid bills of exchange as compared with expired bills of exchange reached 1.9%, which is four tenths lower than that recorded in the same month of the previous year.

Percentage of unpaid bills of exchange against expired bills of exchange



In May, the total value of expired bills of exchange reached 7,439,788, that is, 3.2% less than in the same month of 2014.

The average value of expired bills of exchange reached 1,677 euros, representing a 1.9% decrease in the annual rate. In turn, the average value of unpaid bills of exchange stood at 1,215 euros, that is, 7.5% below that registered in May 2014.

## Number and value of bills of exchange. May 2015

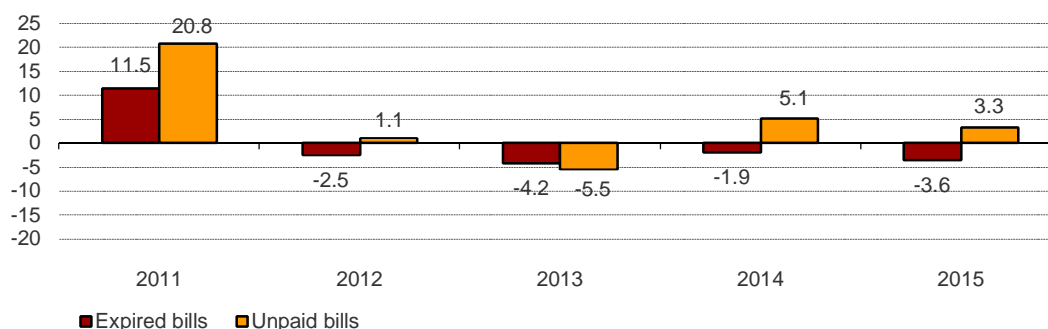
	Total	% Variation		
		Monthly	Annual	Annual accumulated
<b>Expired bills of exchange</b>				
Number	7,439,788	-3.1	-3.2	0.3
Average value (euros)	1,677	-0.5	-1.9	-4.5
<b>Paid bills</b>				
Number	7,245,278	-3.3	-2.8	0.8
Average value (euros)	1,690	-0.4	-1.9	-4.5
<b>Unpaid bills of exchange</b>				
Number	194,510	3.2	-16.7	-15.3
Average value (euros)	1,215	0.1	-7.5	-8.6

## Monthly rate evolution

In order to contribute to the analysis and interpretation of data, this chart shows the variation in the value of the unpaid and expired bills of exchange between May and April in the last five years.

In May 2015, the monthly variation of the expired bills of exchange decreased 3.6%, and the monthly variation of the unpaid bills of exchange increased 3.3%.

Performance of the monthly variation (may-april) value of expired and unpaid bills of exchange



## Credit expired by type of bill

Of the total value of expired bills in May, 65.5% corresponded to portfolio bills of exchange and 34.5% to debt collection management from clients.

Of the total value of unpaid bills of exchange, 67.9% corresponded to portfolio bills of exchange and 32.1% to bills of exchange in debt collection management.

In May, 2.0% of the total expired portfolio bills of exchange and 1.8% of the total expired bills of exchange in debt collection management were unpaid.

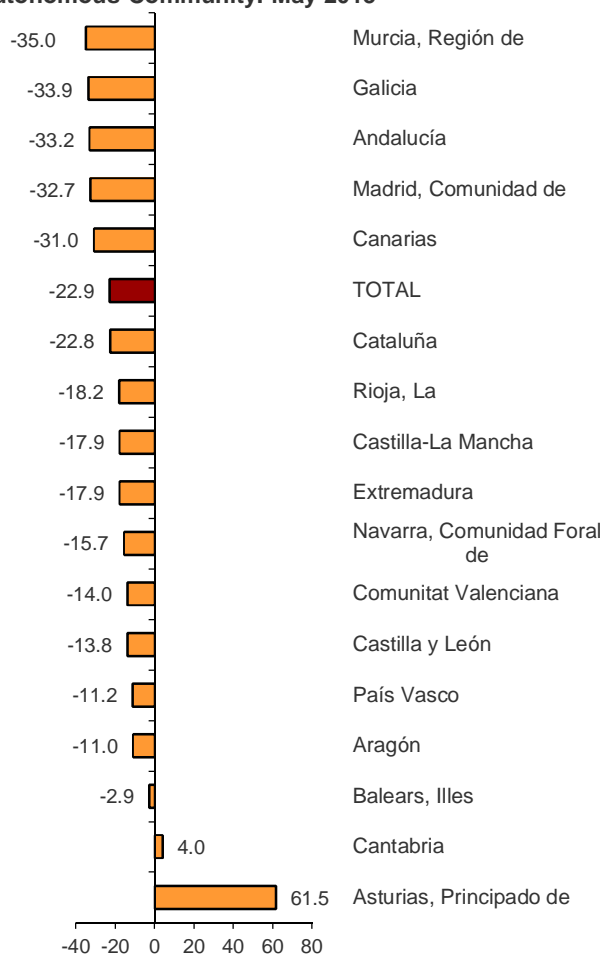
## Credit expired during the month by type of bill. May 2015

	Total	% Variation		
		Monthly	Annual	Annual accumulated
<b>Value Portfolio bills of exchange (million euros)</b>				
Expired bills	8,177	-3.7	-2.9	-1.9
- Paid bills	8,017	-3.8	-2.5	-1.4
- Unpaid bills	160	3.3	-19.7	-21.1
<b>Value Debt collection management from clients (million euros)</b>				
Expired bills	4,302	-3.4	-8.9	-8.4
- Paid bills	4,226	-3.6	-8.4	-8.0
- Unpaid bills	76	3.3	-29.0	-25.3
% of portfolio unpaid bills	67.9	0.0	4.2	1.9
% of unpaid bills of exchange in debt collection management	32.1	0.0	-7.8	-3.6

## Results by Autonomous Community

The greatest annual decreases of the value of unpaid bills of exchange were registered in Región de Murcia (-35.0%). In turn, Principado de Asturias (61.5%) were the Autonomous Communities that registered the greatest increase.

Annual variation value of unpaid bills of exchange by Autonomous Community. May 2015



Principado de Asturias (3.3%) was the Autonomous Communities that showed the highest percentage of unpaid bills of exchange as compared with the expired bills of exchange. In turn, Galicia and La Rioja registered the lowest percentage (both 1.6%).

In May, Cataluña and Comunidad de Madrid accumulated around half of the total of unpaid bills of exchange (47.0%).

**Credit volume materialised in bills of exchange by Autonomous Community.  
May 2015**

	Value expired bills of (euros)	Value unpaid bills of (euros)	% unpaid against expired	% monthly variation value of unpaid of exchange	% annual variation value of unpaid of exchange
TOTAL	12,479,313,984	236,415,040	1.9	3.3	-22.9
Andalucía	954,701,106	19,682,817	2.1	-6.7	-33.2
Aragón	482,443,946	8,355,311	1.7	-7.1	-11.0
Asturias, Principado de	216,832,075	7,257,560	3.3	31.6	61.5
Balears, Illes	113,400,467	2,216,167	2.0	6.7	-2.9
Canarias	114,935,300	2,663,952	2.3	-9.2	-31.0
Cantabria	107,663,698	2,166,816	2.0	9.8	4.0
Castilla y León	481,022,561	8,714,777	1.8	12.9	-13.8
Castilla-La Mancha	309,525,005	5,575,589	1.8	-1.5	-17.9
Cataluña	3,578,160,149	66,761,225	1.9	9.6	-22.8
Comunitat Valenciana	1,237,329,903	25,038,118	2.0	10.2	-14.0
Extremadura	94,524,322	2,719,511	2.9	8.6	-17.9
Galicia	653,427,474	10,697,723	1.6	-1.6	-33.9
Madrid, Comunidad de	2,425,146,038	44,293,751	1.8	-2.4	-32.7
Murcia, Región de	425,916,210	7,149,932	1.7	4.7	-35.0
Navarra, Comunidad Foral de	293,277,379	5,215,677	1.8	-17.5	-15.7
País Vasco	838,707,474	15,200,577	1.8	3.1	-11.2
Rioja, La	149,716,537	2,451,855	1.6	-7.0	-18.2

## Unpaid Bills of Exchange Statistics May 2015. Provisional data

### UBE.1 Portfolio bills of exchange in the reference month

Value in euros

	Portfolio bills of exchange expiring		Unpaid portfolio bills of exchange	
	Number	Value	Number	Value
<b>TOTAL</b>	<b>4,484,802</b>	<b>8,177,393,670</b>	<b>127,116</b>	<b>160,431,870</b>
Andalucía	359,543	789,042,995	13,620	15,288,489
Aragón	155,039	321,074,990	4,632	5,803,081
Asturias, Principado de	119,569	184,477,184	3,387	6,843,631
Balears, Illes	59,491	98,721,028	1,166	1,823,826
Canarias	35,412	102,063,940	1,279	2,414,611
Cantabria	32,875	84,954,410	1,004	1,794,926
Castilla y León	173,437	376,111,463	4,090	7,093,702
Castilla-La Mancha	143,197	282,167,132	3,992	5,125,509
Cataluña	1,226,856	1,807,916,718	35,900	36,381,793
Comunitat Valenciana	567,914	1,050,384,580	14,463	20,902,377
Extremadura	56,283	87,154,588	2,120	2,419,224
Galicia	304,214	542,287,977	7,943	9,335,644
Madrid, Comunidad de	627,599	1,074,020,137	19,545	20,311,685
Murcia, Región de	144,893	374,400,812	3,532	5,485,710
Navarra, Comunidad Foral de	115,042	224,896,163	2,294	4,391,824
País Vasco	306,684	653,483,551	6,771	12,709,202
Rioja, La	54,522	121,948,845	1,335	2,054,380
Ceuta	2,149	2,103,434	27	207,950
Melilla	83	183,723	16	44,306

### UBE.2 Bills of exchange in debt collection management from clients in the reference month

Value in euros

	Portfolio bills of exchange expiring		Unpaid portfolio bills of exchange	
	Number	Value	Number	Value
<b>TOTAL</b>	<b>2,954,986</b>	<b>4,301,920,314</b>	<b>67,394</b>	<b>75,983,170</b>
Andalucía	89,087	165,658,111	3,300	4,394,328
Aragón	136,836	161,368,956	3,125	2,552,230
Asturias, Principado de	31,030	32,354,891	701	413,929
Balears, Illes	13,284	14,679,439	351	392,341
Canarias	13,045	12,871,360	559	249,341
Cantabria	16,353	22,709,288	402	371,890
Castilla y León	82,902	104,911,098	1,514	1,621,075
Castilla-La Mancha	27,663	27,357,873	696	450,080
Cataluña	1,503,517	1,770,243,431	31,960	30,379,432
Comunitat Valenciana	158,650	186,945,323	3,617	4,135,741
Extremadura	12,367	7,369,734	550	300,287
Galicia	82,216	111,139,497	1,870	1,362,079
Madrid, Comunidad de	548,050	1,351,125,901	13,773	23,982,066
Murcia, Región de	25,500	51,515,398	612	1,664,222
Navarra, Comunidad Foral de	57,744	68,381,216	709	823,853
País Vasco	127,831	185,223,923	3,090	2,491,375
Rioja, La	28,879	27,767,692	563	397,475
Ceuta	31	297,013	2	1,426
Melilla	1	170	0	0

Más información en **INEbase** – [www.ine.es](http://www.ine.es) Todas las notas de prensa en: [www.ine.es/prensa/prensa.htm](http://www.ine.es/prensa/prensa.htm)

Gabinete de prensa: Teléfonos: 91 583 93 63 / 94 08 – Fax: 91 583 90 87 – [gprensa@ine.es](mailto:gprensa@ine.es)

Área de información: Teléfono: 91 583 91 00 – Fax: 91 583 91 58 – [www.ine.es/infoine](http://www.ine.es/infoine)