

12 November 2014

Unpaid Bills of Exchange Statistics (UBE) September 2014. *Provisional data*

The value of unpaid bills of exchange decreases 21.7% in September, as compared with the same month of 2013

1.9% of the total expired bills of exchange are unpaid

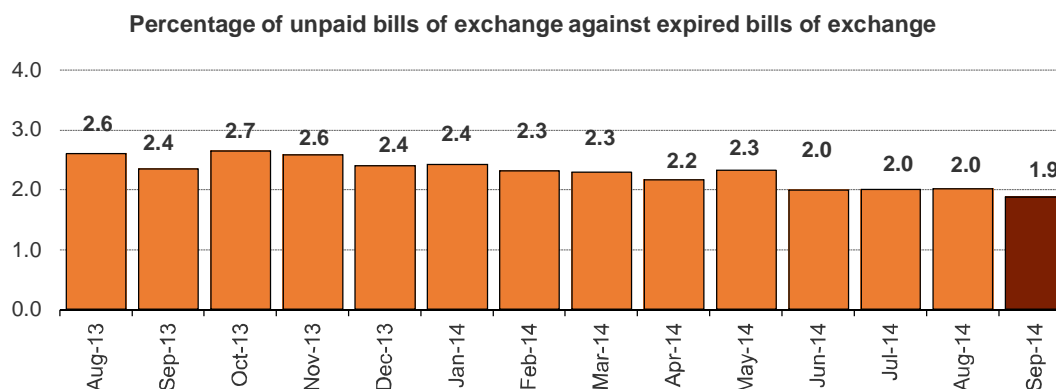
In September, the value of the expired bills of exchange reached 14,524 million euros, 2.4% less than that registered in the same month of 2013.

With regards to returned unpaid bills of exchange, the value reached 275 million euros, representing a 21.7% annual decrease.

Credit materialised in bills of exchange. September 2014

	Total	% Variation		
		Monthly	Annual	Annual accumulated
Value of bills of exchange (million euros)				
Expired bills	14,524	22.9	-2.4	-6.3
- Paid bills	14,249	23.1	-2.0	-5.3
- Unpaid bills	275	14.8	-21.7	-35.8
% of paid bills against expired bills	98.1	0.1	0.5	1.0
% of unpaid bills against expired bills	1.9	-6.6	-19.8	-31.5

The percentage of unpaid bills of exchange as compared with expired bills of exchange reached 1.9%, which is a value five tenths lower than that recorded in the same month of the previous year.



In September, the total value of expired bills of exchange reached 7,679,643, that is, 4.6% more than in the same month of 2013.

The average value of expired bills of exchange reached 1,891 euros, representing a 6.7% decrease in the annual rate. In turn, the average value of unpaid bills of exchange stood at 1,364 euros, that is, 8.5% less than that registered in September 2013.

Number and value of bills of exchange. September 2014

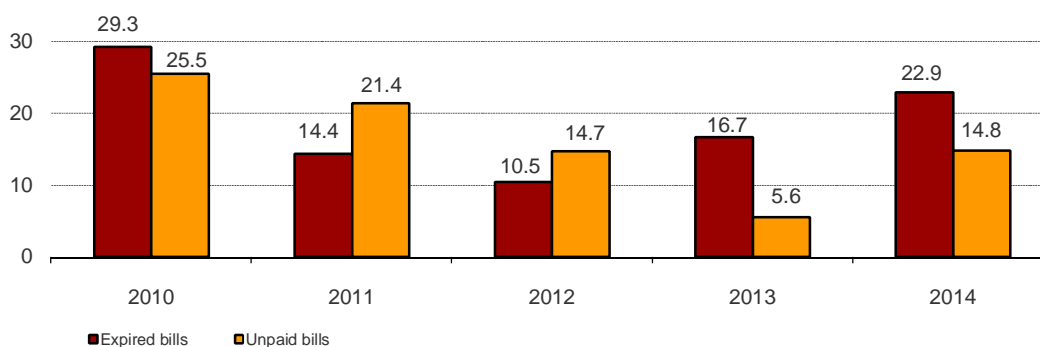
	Total	% Variation		
		Monthly	Annual	Annual accumulated
Expired bills of exchange				
Number	7,679,643	14.8	4.6	0.2
Average value (euros)	1,891	7.1	-6.7	-6.5
Paid bills				
Number	7,478,225	15.1	5.2	1.0
Average value (euros)	1,905	6.9	-6.8	-6.3
Unpaid bills of exchange				
Number	201,418	3.6	-14.5	-20.5
Average value (euros)	1,364	10.9	-8.5	-19.2

Monthly rate evolution

In order to contribute to the analysis and interpretation of data, this chart shows the variation in the value of the unpaid and expired bills of exchange between September and August in the last five years.

In September 2014, the monthly variation of the expired bills of exchange increased 22.9%, and the monthly variation of the unpaid bills of exchange did so by 14.8%.

Performance of the monthly variation (septembre-august) value of expired and unpaid bills of exchange



Credit expired by type of bill

In September, 64.5% of the value of expired bills of exchange corresponded to unpaid portfolio bills of exchange and 35.5% to debt collection management from clients.

Of the total value of unpaid bills of exchange, 65.4% corresponded to portfolio bills of exchange and 34.6% to bills of exchange in debt collection management.

In September, 1.9% of the total expired portfolio bills of exchange were unpaid. Likewise, 1.8% of the total expired bills of exchange in debt collection management were unpaid.

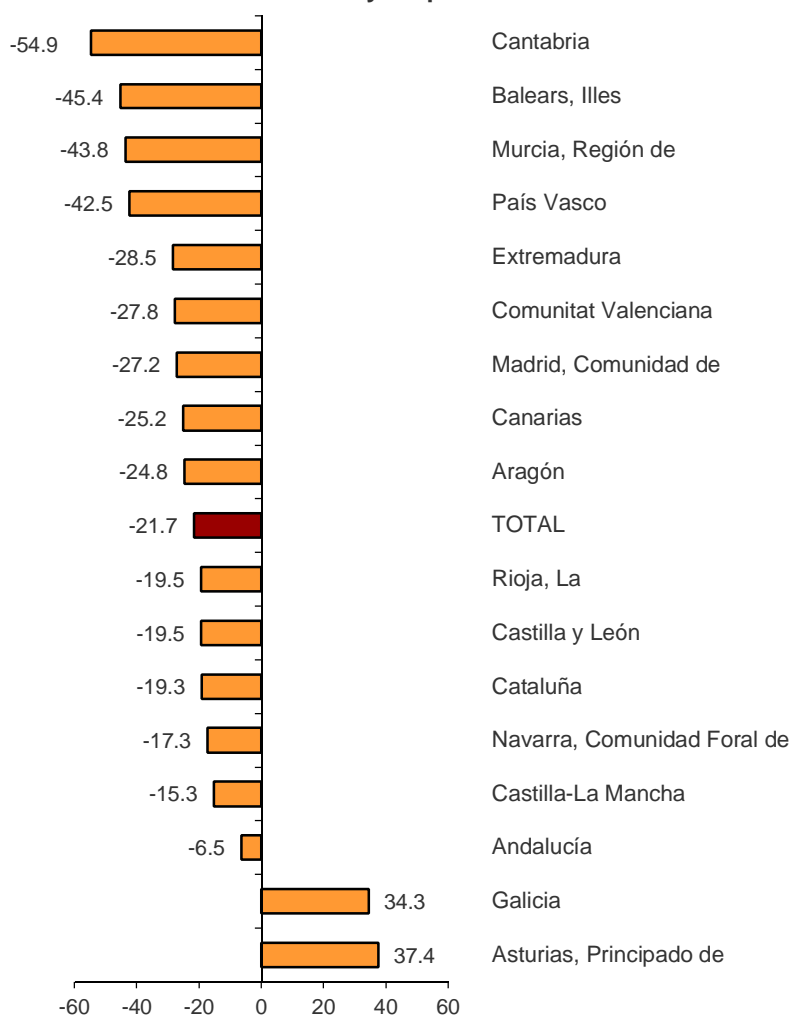
Credit expired during the month by type of bill. September 2014

	Total	% Variation		
		Monthly	Annual	Annual accumulated
Value Portfolio bills of exchange (million euros)				
Expired bills	9,373	28.0	-1.3	-7.5
- Paid bills	9,193	28.2	-0.9	-6.4
- Unpaid bills	180	18.5	-19.5	-40.8
Value Debt collection management from clients (million euros)				
Expired bills	5,151	14.7	-4.4	-4.0
- Paid bills	5,056	14.8	-3.9	-3.4
- Unpaid bills	95	8.5	-25.7	-23.8
% of portfolio unpaid bills	65.4	3.2	2.9	-7.8
% of unpaid bills of exchange in debt collection management	34.6	-5.5	-5.1	18.6

Geographical distribution of unpaid bills of exchange

In September, the greatest annual decreases of the value of unpaid bills of exchange were registered in Cantabria (-54.9%). In turn, Principado de Asturias (37.4%) and Galicia (34.3%) were the only Autonomous Communities that registered an increase.

Annual variation value of unpaid bills of exchange by Autonomous Community. Septiembre 2014



Principado de Asturias (3.3%) was the Autonomous Community that showed the highest percentage of unpaid bills of exchange as compared with the expired bills of exchange. In turn, Illes Balears (1.2%) registered the lowest percentage.

In September, Cataluña and Comunidad de Madrid accumulated around half of the total of unpaid bills of exchange (49.6%).

Credit volume materialised in bills of exchange by Autonomous Cities and Communities. September 2014

	Value expired bills of (euros)	Value unpaid bills of (euros)	% unpaid against expired	% monthly variation value of unpaid of exchange	% annual variation value of unpaid of exchange
TOTAL	14,524,077,663	274,762,946	1.9	14.8	-21.7
Andalucía	1,005,981,469	23,752,330	2.4	25.9	-6.5
Aragón	492,332,005	9,505,264	1.9	15.2	-24.8
Asturias, Principado de	235,114,720	7,807,350	3.3	91.7	37.4
Balears, Illes	143,388,350	1,689,597	1.2	-31.9	-45.4
Canarias	131,843,220	2,305,974	1.7	-30.6	-25.2
Cantabria	114,853,781	1,733,765	1.5	-7.3	-54.9
Castilla y León	549,100,164	8,731,282	1.6	0.9	-19.5
Castilla-La Mancha	347,496,800	6,912,242	2.0	31.8	-15.3
Cataluña	4,116,910,427	80,145,956	1.9	8.9	-19.3
Comunitat Valenciana	1,424,240,004	26,260,085	1.8	20.4	-27.8
Extremadura	97,599,840	2,288,018	2.3	7.6	-28.5
Galicia	827,549,879	16,494,835	2.0	37.5	34.3
Madrid, Comunidad de	3,032,057,414	56,250,919	1.9	12.9	-27.2
Murcia, Región de	484,495,386	7,164,952	1.5	9.9	-43.8
Navarra, Comunidad Foral de	320,626,470	5,487,583	1.7	19.2	-17.3
País Vasco	1,043,925,843	15,882,939	1.5	20.9	-42.5
Rioja, La	153,750,440	2,288,563	1.5	-21.4	-19.5
Ceuta	2,432,338	33,870	1.4	49.3	-45.6
Melilla	379,113	27,422	7.2	-10.6	-

Unpaid Bills of Exchange Statistics Septiembre 2014. Provisional data

UBE.1 Portfolio bills of exchange in the reference month

Value in euros

	Portfolio bills of exchange expiring		Unpaid portfolio bills of exchange	
	Number	Value	Number	Value
TOTAL	4,560,415	9,372,721,920	126,181	179,756,368
Andalucía	354,753	818,732,393	12,999	18,809,825
Aragón	137,160	337,418,948	4,353	6,523,788
Asturias, Principado de	124,712	200,163,195	3,382	7,234,237
Balears, Illes	60,214	123,313,525	1,057	1,325,793
Canarias	40,541	115,108,406	1,226	2,053,227
Cantabria	39,583	93,215,509	818	1,331,634
Castilla y León	199,649	442,428,070	4,165	6,767,931
Castilla-La Mancha	139,901	310,406,224	4,111	6,063,505
Cataluña	1,270,337	2,093,666,504	37,750	44,182,596
Comunitat Valenciana	572,449	1,221,951,249	14,834	22,179,463
Extremadura	53,412	89,834,195	2,021	2,042,740
Galicia	343,612	691,679,549	6,710	14,020,330
Madrid, Comunidad de	551,865	1,225,167,551	17,589	21,889,832
Murcia, Región de	144,319	424,527,051	3,489	6,167,900
Navarra, Comunidad Foral de	115,200	242,231,357	2,211	4,543,815
País Vasco	361,361	816,896,810	8,201	12,710,681
Rioja, La	47,945	123,196,294	1,225	1,848,366
Ceuta	3,294	2,405,977	35	33,283
Melilla	108	379,113	5	27,422

UBE.2 Bills of exchange in debt collection management from clients in the reference month

Value in euros

	Portfolio bills of exchange expiring		Unpaid portfolio bills of exchange	
	Number	Value	Number	Value
TOTAL	3,119,228	5,151,355,743	75,237	95,006,578
Andalucía	90,285	187,249,076	3,017	4,942,505
Aragón	117,440	154,913,057	3,116	2,981,476
Asturias, Principado de	29,434	34,951,525	654	573,113
Balears, Illes	13,967	20,074,825	340	363,804
Canarias	14,241	16,734,814	477	252,747
Cantabria	15,081	21,638,272	367	402,131
Castilla y León	83,596	106,672,094	1,646	1,963,351
Castilla-La Mancha	32,184	37,090,576	815	848,737
Cataluña	1,612,232	2,023,243,923	36,751	35,963,360
Comunitat Valenciana	167,129	202,288,755	3,774	4,080,622
Extremadura	10,286	7,765,645	503	245,278
Galicia	100,294	135,870,330	2,367	2,474,505
Madrid, Comunidad de	578,892	1,806,889,863	16,044	34,361,087
Murcia, Región de	25,488	59,968,335	608	997,052
Navarra, Comunidad Foral de	59,691	78,395,113	740	943,768
País Vasco	140,592	227,029,033	3,483	3,172,258
Rioja, La	28,356	30,554,146	534	440,197
Ceuta	40	26,361	1	587
Melilla	0	0	0	0

Más información en **INEbase** – www.ine.es

Todas las notas de prensa en: www.ine.es/prensa/prensa.htm

Gabinete de prensa: Teléfonos: 91 583 93 63 / 94 08 – Fax: 91 583 90 87 – gprensa@ine.es

Área de información: Teléfono: 91 583 91 00 – Fax: 91 583 91 58 – www.ine.es/infoine