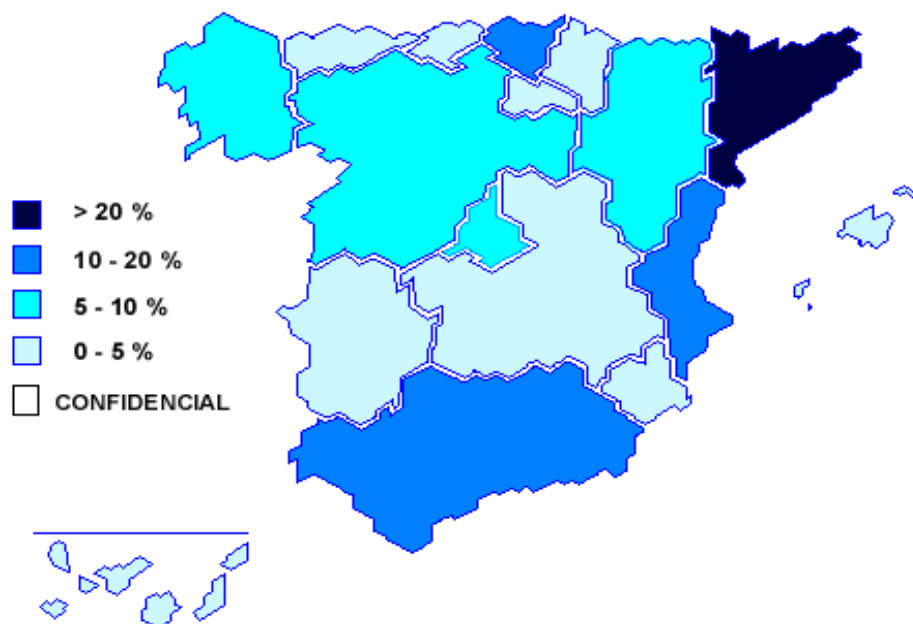


AIPS-2008

National Total

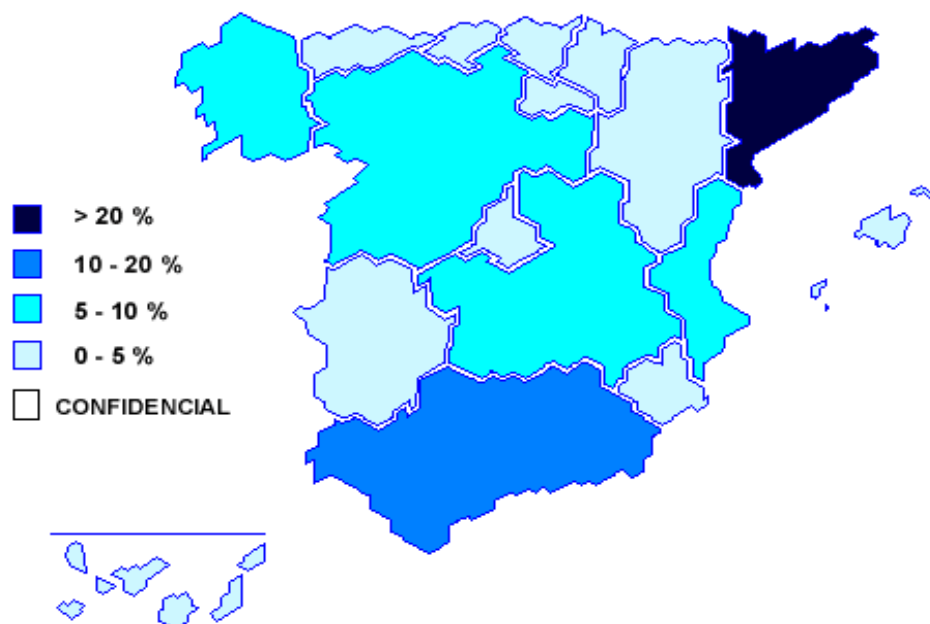
	Thousands of €	%
TOTAL	431,191,083	100.0
Andalucía	48,473,735	11.2
Aragón	20,483,910	4.8
Asturias (Principado de)	11,404,811	2.6
Balears (Illes)	2,170,189	0.5
Canarias	7,402,251	1.7
Cantabria	6,316,521	1.5
Castilla y León	27,823,124	6.5
Castilla-La Mancha	20,658,432	4.8
Cataluña	97,222,638	22.6
Comunitat Valenciana	43,422,497	10.1
Extremadura	4,747,082	1.1
Galicia	32,093,065	7.4
Madrid (Comunidad de)	32,380,039	7.5
Murcia (Región de)	11,142,060	2.6
Navarra (Comunidad Foral de)	14,554,621	3.4
País Vasco	46,676,046	10.8
Rioja (La)	4,220,062	1.0



AIPS-2008

Food, Beverages and Tobacco

	Thousands of €	%
TOTAL	78,961,960	100.0
Andalucía	12,878,529	16.3
Aragón	2,728,079	3.5
Asturias (Principado de)	1,601,697	2.0
Balears (Illes)	535,572	0.7
Canarias	1,483,321	1.9
Cantabria	949,930	1.2
Castilla y León	7,434,855	9.4
Castilla-La Mancha	5,724,561	7.3
Cataluña	17,457,194	22.1
Comunitat Valenciana	6,683,056	8.5
Extremadura	1,603,423	2.0
Galicia	5,624,090	7.1
Madrid (Comunidad de)	3,888,938	4.9
Murcia (Región de)	2,975,590	3.8
Navarra (Comunidad Foral de)	2,434,168	3.1
País Vasco	3,141,238	4.0
Rioja (La)	1,817,720	2.3

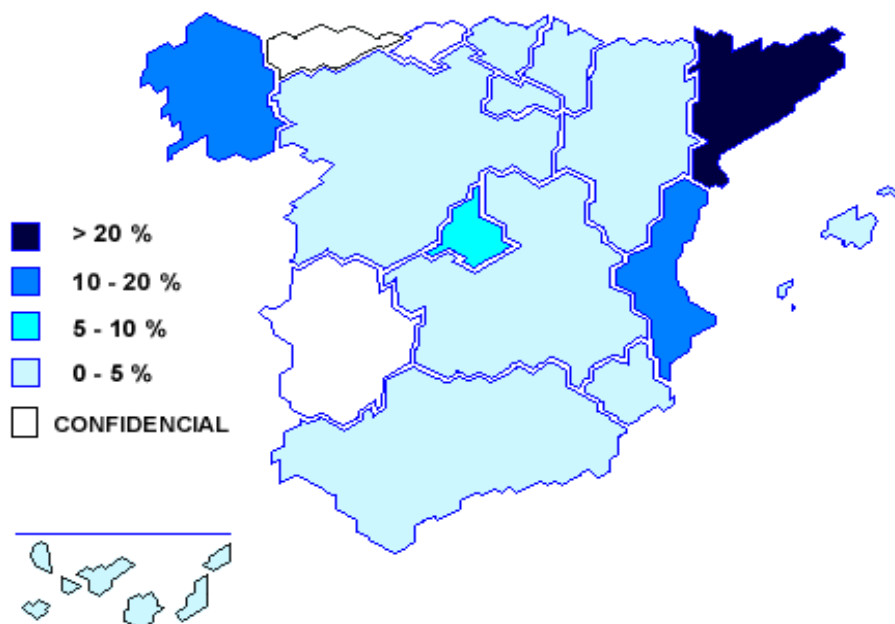


AIPS-2008

Textile and clothing

	Thousands of €	%
TOTAL	9,690,020	100.0
Andalucía	413,794	4.3
Aragón	188,241	1.9
Asturias (Principado de)	---	---
Balears (Illes)	18,948	0.2
Canarias	13,285	0.1
Cantabria	---	---
Castilla y León	198,629	2.1
Castilla-La Mancha	253,485	2.6
Cataluña	4,029,457	41.6
Comunitat Valenciana	1,665,157	17.2
Extremadura	---	---
Galicia	1,444,395	14.9
Madrid (Comunidad de)	854,804	8.8
Murcia (Región de)	148,041	1.5
Navarra (Comunidad Foral de)	87,926	0.9
País Vasco	146,909	1.5
Rioja (La)	73,973	0.8

--- Data protected by statistical secrecy

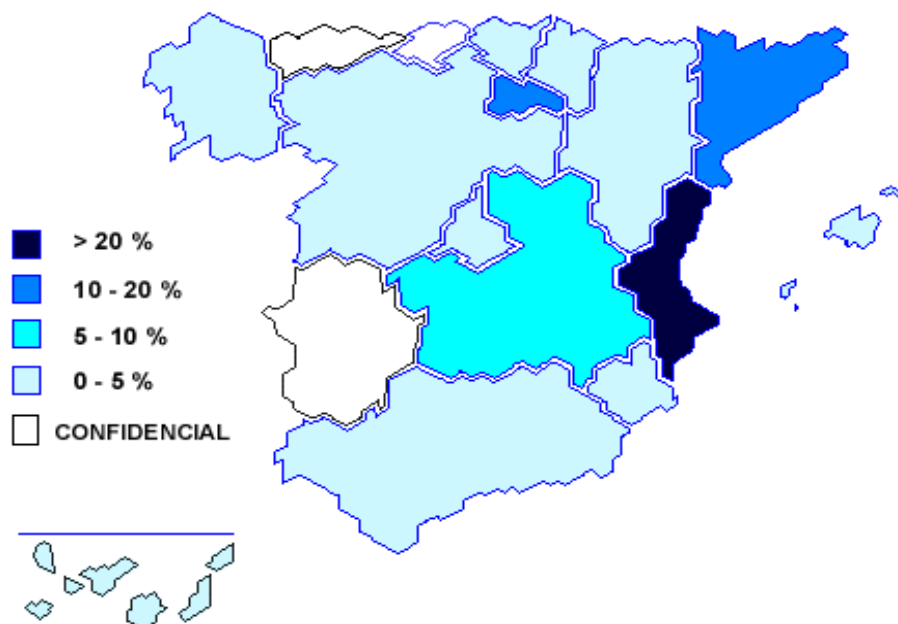


AIPS-2008

Leather and footwear

	Thousands of €	%
TOTAL	2,808,551	100.0
Andalucía	114,386	4.1
Aragón	98,397	3.5
Asturias (Principado de)	---	---
Balears (Illes)	89,086	3.2
Canarias	0	0,0
Cantabria	---	---
Castilla y León	28,194	1.0
Castilla-La Mancha	227,151	8.1
Cataluña	328,995	11.7
Comunitat Valenciana	1,319,720	47.0
Extremadura	---	---
Galicia	64,833	2.3
Madrid (Comunidad de)	90,942	3.2
Murcia (Región de)	109,613	3.9
Navarra (Comunidad Foral de)	19,701	0.7
País Vasco	9,878	0.4
Rioja (La)	306,606	10.9

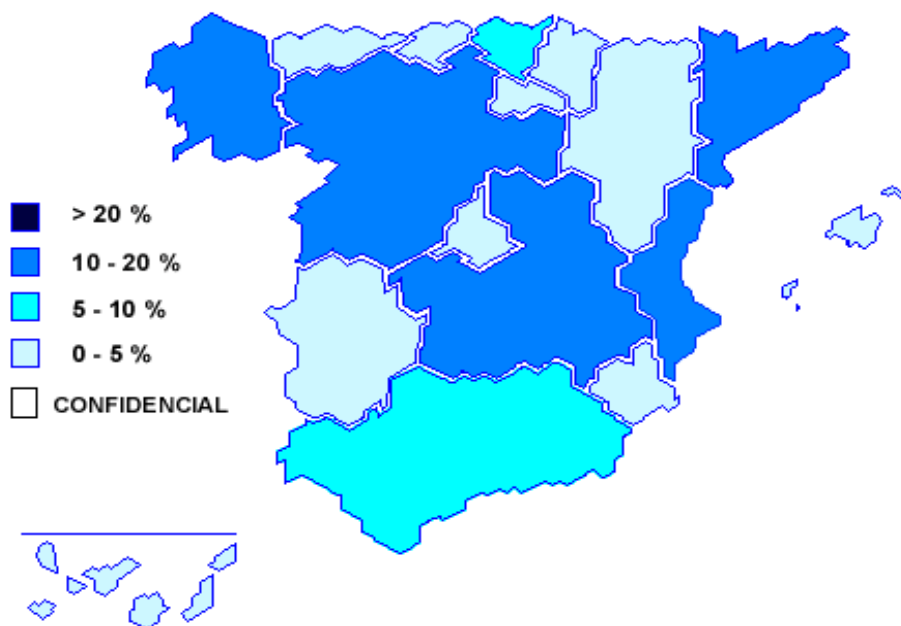
--- Dato protegido por secreto estadístico



AIPS-2008

Wood and cork

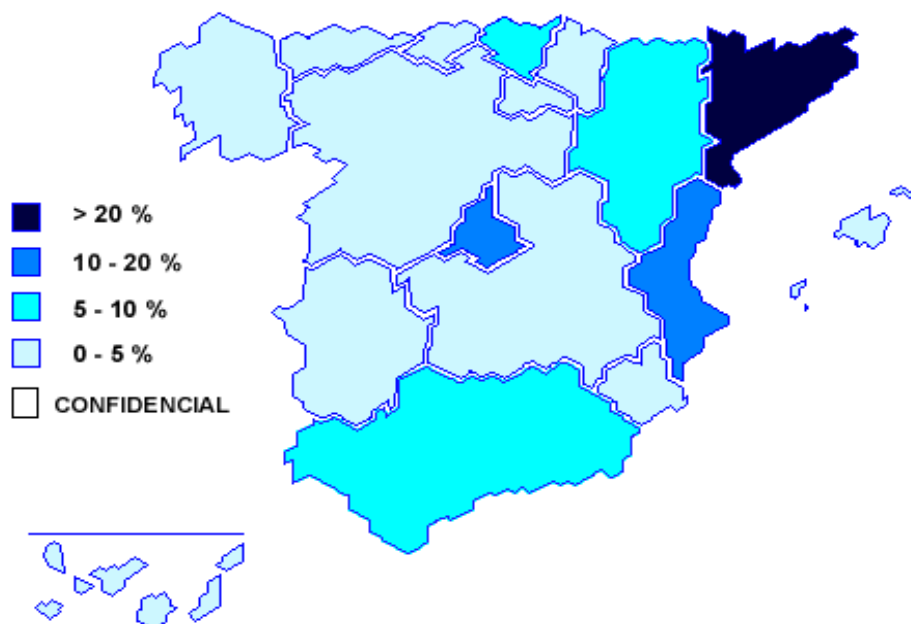
	Thousands of €	%
TOTAL	6,470,432	100.0
Andalucía	415,383	6.4
Aragón	246,949	3.8
Asturias (Principado de)	93,152	1.4
Balears (Illes)	58,818	0.9
Canarias	53,649	0.8
Cantabria	73,905	1.1
Castilla y León	676,167	10.5
Castilla-La Mancha	664,469	10.3
Cataluña	789,769	12.2
Comunitat Valenciana	1,070,078	16.5
Extremadura	140,921	2.2
Galicia	1,106,098	17.1
Madrid (Comunidad de)	301,657	4.7
Murcia (Región de)	152,176	2.4
Navarra (Comunidad Foral de)	119,493	1.9
País Vasco	363,496	5.6
Rioja (La)	144,253	2.2



AIPS-2008

Paper, graphic arts and publishing

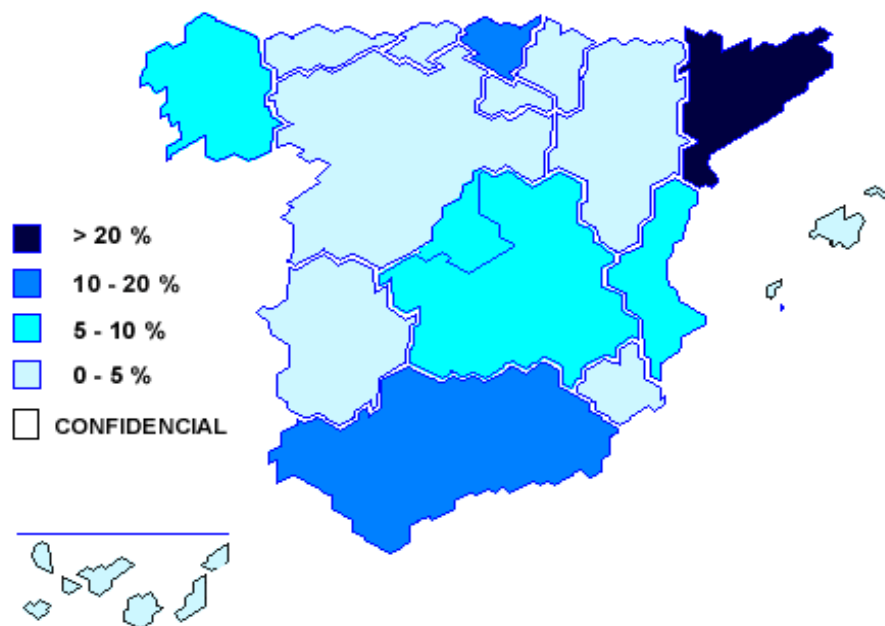
	Thousands of €	%
TOTAL	17,323,192	100.0
Andalucía	1,022,549	5.9
Aragón	1,310,957	7.6
Asturias (Principado de)	222,874	1.3
Balears (Illes)	66,716	0.4
Canarias	199,345	1.2
Cantabria	153,176	0.9
Castilla y León	787,529	4.6
Castilla-La Mancha	400,085	2.3
Cataluña	4,868,037	28.1
Comunitat Valenciana	2,012,047	11.6
Extremadura	65,775	0.4
Galicia	581,772	3.4
Madrid (Comunidad de)	3,198,188	18.5
Murcia (Región de)	210,060	1.2
Navarra (Comunidad Foral de)	676,542	3.9
País Vasco	1,436,276	8.3
Rioja (La)	111,264	0.6



AIPS-2008

Coke manufacture, chemical and petroleum refinement

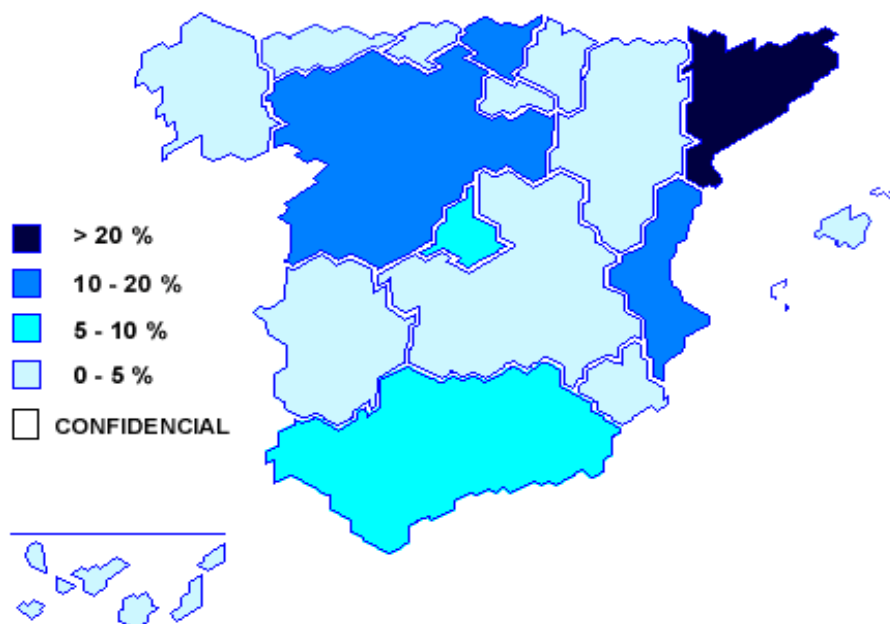
	Thousands of €	%
TOTAL	68,242,465	100.0
Andalucía	12,457,172	18.3
Aragón	1,242,142	1.8
Asturias (Principado de)	694,390	1.0
Balears (Illes)	14,417	0.0
Canarias	2,658,609	3.9
Cantabria	632,257	0.9
Castilla y León	1,474,484	2.2
Castilla-La Mancha	4,896,595	7.2
Cataluña	20,356,007	29.8
Comunitat Valenciana	6,316,375	9.3
Extremadura	104,471	0.2
Galicia	3,503,179	5.1
Madrid (Comunidad de)	3,692,230	5.4
Murcia (Región de)	2,756,765	4.0
Navarra (Comunidad Foral de)	370,757	0.5
País Vasco	6,968,646	10.2
Rioja (La)	103,969	0.2



AIPS-2008

Rubber and plastic manufactures

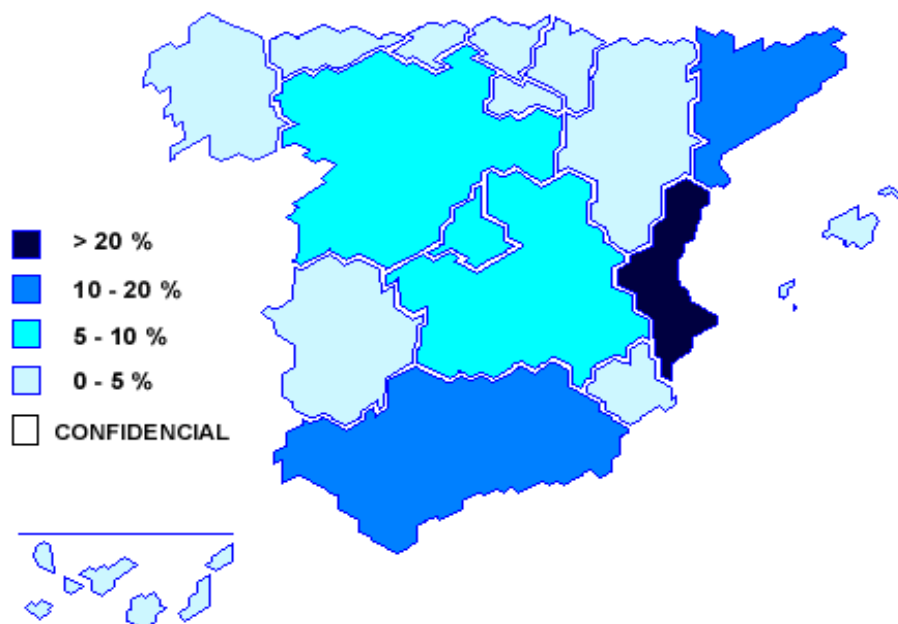
	Thousands of €	%
TOTAL	16,446,101	100.0
Andalucía	950,702	5.8
Aragón	598,772	3.6
Asturias (Principado de)	153,147	0.9
Balears (Illes)	16,684	0.1
Canarias	60,195	0.4
Cantabria	396,351	2.4
Castilla y León	1,846,271	11.2
Castilla-La Mancha	448,815	2.7
Cataluña	4,575,417	27.8
Comunitat Valenciana	1,921,041	11.7
Extremadura	102,804	0.6
Galicia	719,902	4.4
Madrid (Comunidad de)	866,202	5.3
Murcia (Región de)	437,671	2.7
Navarra (Comunidad Foral de)	560,077	3.4
País Vasco	2,485,052	15.1
Rioja (La)	306,998	1.9



AIPS-2008

Non-metallic mineral products

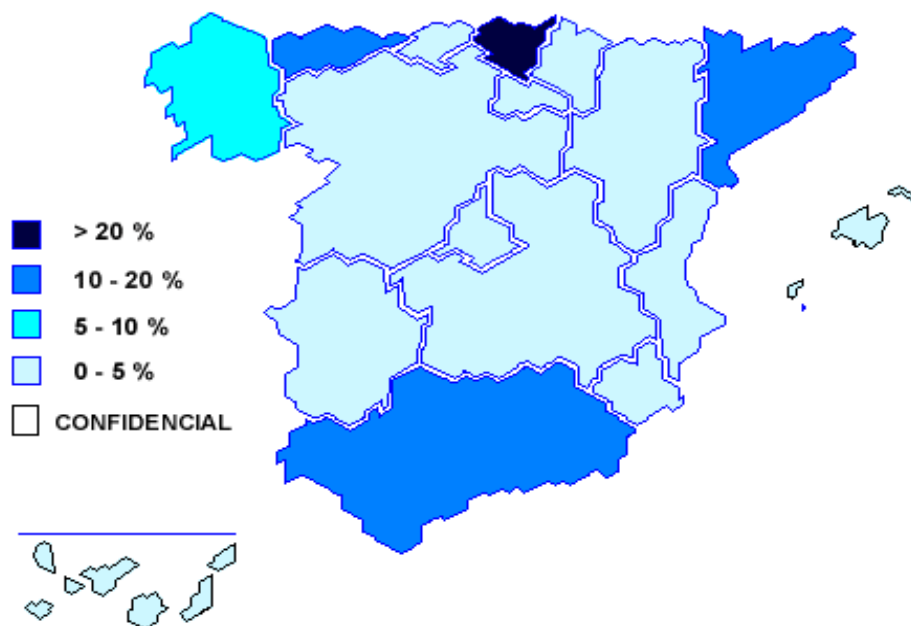
	Thousands of €	%
TOTAL	24,765,745	100.0
Andalucía	3,023,135	12.2
Aragón	1,010,834	4.1
Asturias (Principado de)	756,782	3.1
Balears (Illes)	309,850	1.3
Canarias	564,601	2.3
Cantabria	314,191	1.3
Castilla y León	1,699,080	6.9
Castilla-La Mancha	1,813,147	7.3
Cataluña	3,438,459	13.9
Comunitat Valenciana	5,918,650	23.9
Extremadura	338,570	1.4
Galicia	1,208,040	4.9
Madrid (Comunidad de)	1,750,590	7.1
Murcia (Región de)	657,468	2.7
Navarra (Comunidad Foral de)	593,239	2.4
País Vasco	1,138,153	4.6
Rioja (La)	230,959	0.9



AIPS-2008

Production, 1st transformation and casting of metals

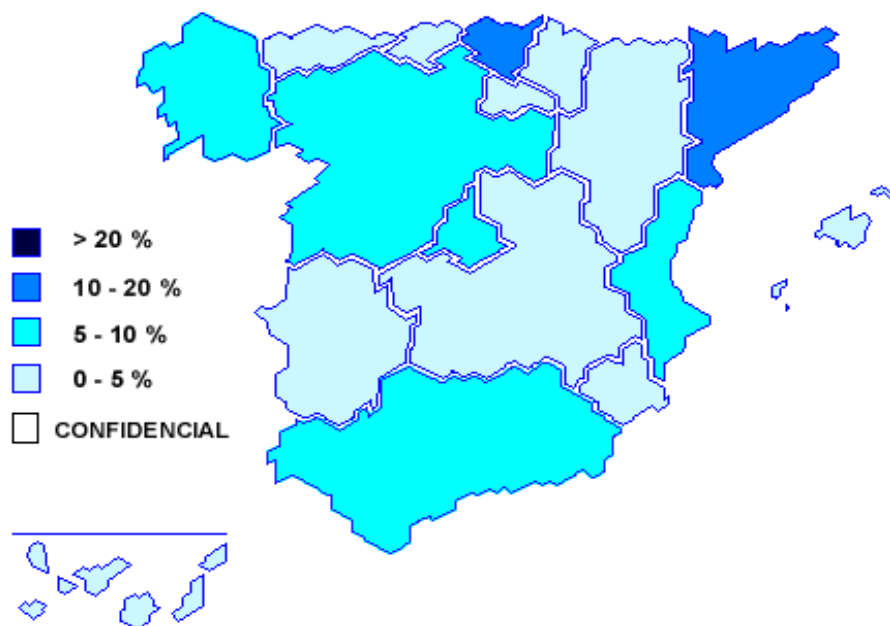
	Thousands of €	%
TOTAL	33,060,025	100.0
Andalucía	4,759,370	14.4
Aragón	855,352	2.6
Asturias (Principado de)	4,219,034	12.8
Balears (Illes)	2,701	0.0
Canarias	32,585	0.1
Cantabria	1,378,154	4.2
Castilla y León	842,279	2.6
Castilla-La Mancha	387,882	1.2
Cataluña	3,983,562	12.1
Comunitat Valenciana	1,531,470	4.6
Extremadura	538,421	1.6
Galicia	2,490,289	7.5
Madrid (Comunidad de)	1,298,080	3.9
Murcia (Región de)	177,783	0.5
Navarra (Comunidad Foral de)	1,025,757	3.1
País Vasco	9,471,891	28.7
Rioja (La)	65,416	0.2



AIPS-2008

Metallic products

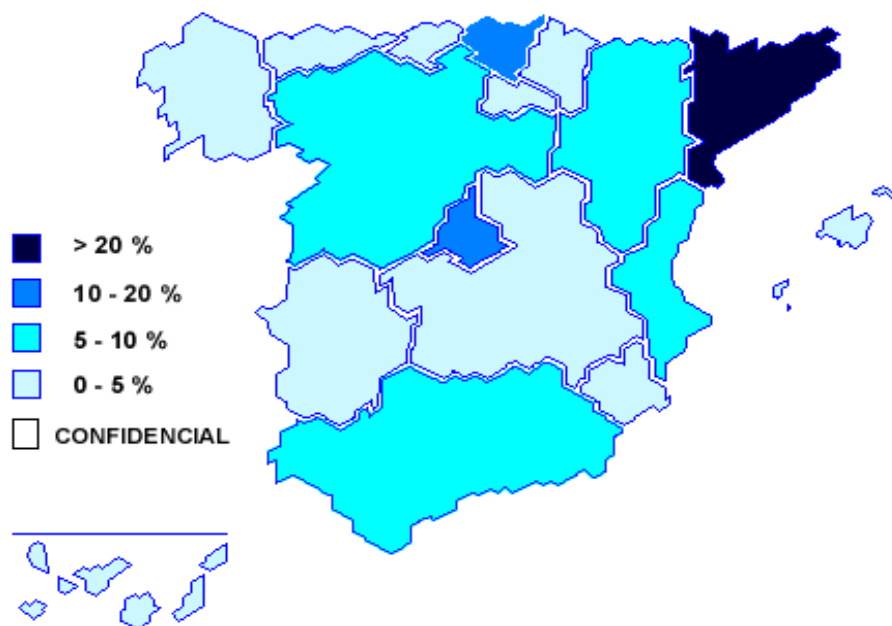
	Thousands of €	%
TOTAL	34,707,910	100.0
Andalucía	2,819,763	8.1
Aragón	1,164,348	3.4
Asturias (Principado de)	1,336,556	3.9
Balears (Illes)	161,186	0.5
Canarias	214,421	0.6
Cantabria	766,947	2.2
Castilla y León	2,339,968	6.7
Castilla-La Mancha	1,321,707	3.8
Cataluña	6,745,140	19.4
Comunitat Valenciana	2,914,665	8.4
Extremadura	382,837	1.1
Galicia	2,132,270	6.1
Madrid (Comunidad de)	2,790,317	8.0
Murcia (Región de)	1,047,609	3.0
Navarra (Comunidad Foral de)	1,318,686	3.8
País Vasco	6,797,972	19.6
Rioja (La)	453,516	1.3



AIPS-2008

IT, electronic, optical and electrical products

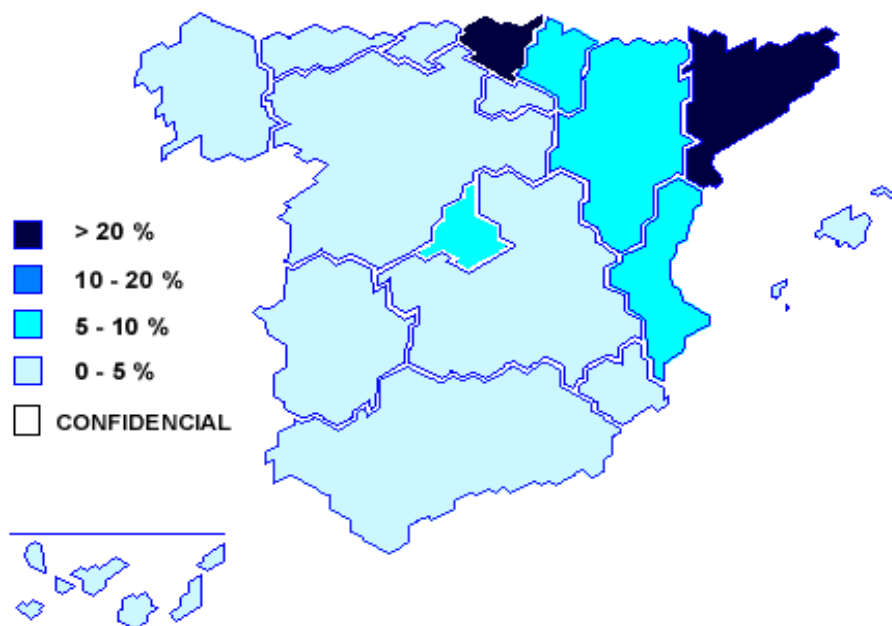
	Thousands of €	%
TOTAL	21,647,929	100.0
Andalucía	1,240,381	5.7
Aragón	1,614,772	7.5
Asturias (Principado de)	130,313	0.6
Balears (Illes)	8,661	0.0
Canarias	14,121	0.1
Cantabria	301,488	1.4
Castilla y León	1,487,521	6.9
Castilla-La Mancha	773,065	3.6
Cataluña	6,814,426	31.5
Comunitat Valenciana	1,503,421	6.9
Extremadura	23,239	0.1
Galicia	844,497	3.9
Madrid (Comunidad de)	2,503,414	11.6
Murcia (Región de)	274,882	1.3
Navarra (Comunidad Foral de)	966,363	4.5
País Vasco	3,096,850	14.3
Rioja (La)	50,515	0.2



AIPS-2008

Machinery and equipment

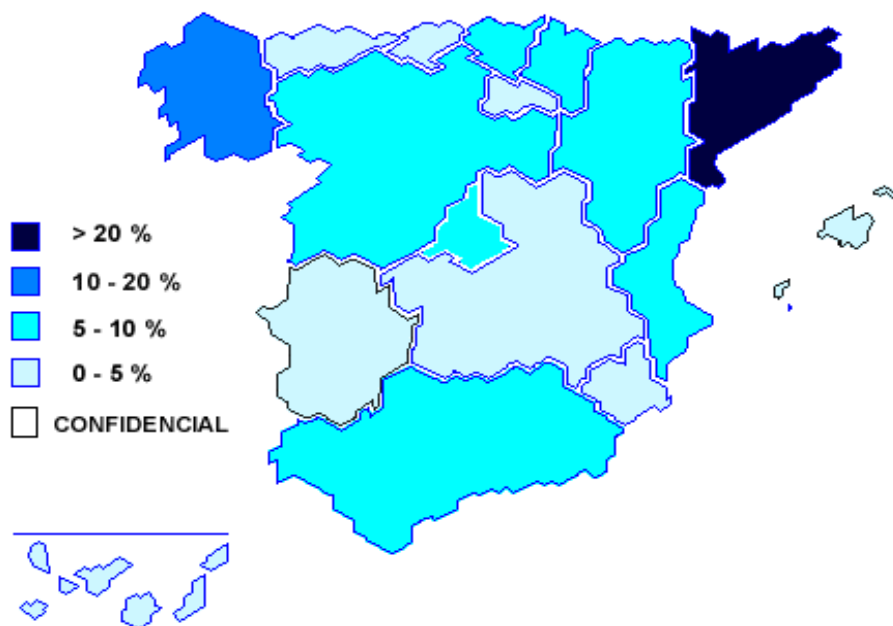
	Thousands of €	%
TOTAL	17,519,280	100.0
Andalucía	693,116	4.0
Aragón	1,224,592	7.0
Asturias (Principado de)	309,601	1.8
Balears (Illes)	45,911	0.3
Canarias	20,763	0.1
Cantabria	212,099	1.2
Castilla y León	557,683	3.2
Castilla-La Mancha	529,035	3.0
Cataluña	4,699,003	26.8
Comunitat Valenciana	1,039,530	5.9
Extremadura	126,391	0.7
Galicia	825,331	4.7
Madrid (Comunidad de)	1,553,258	8.9
Murcia (Región de)	240,146	1.4
Navarra (Comunidad Foral de)	1,349,328	7.7
País Vasco	4,019,014	22.9
Rioja (La)	74,479	0.4



AIPS-2008

Transport equipment

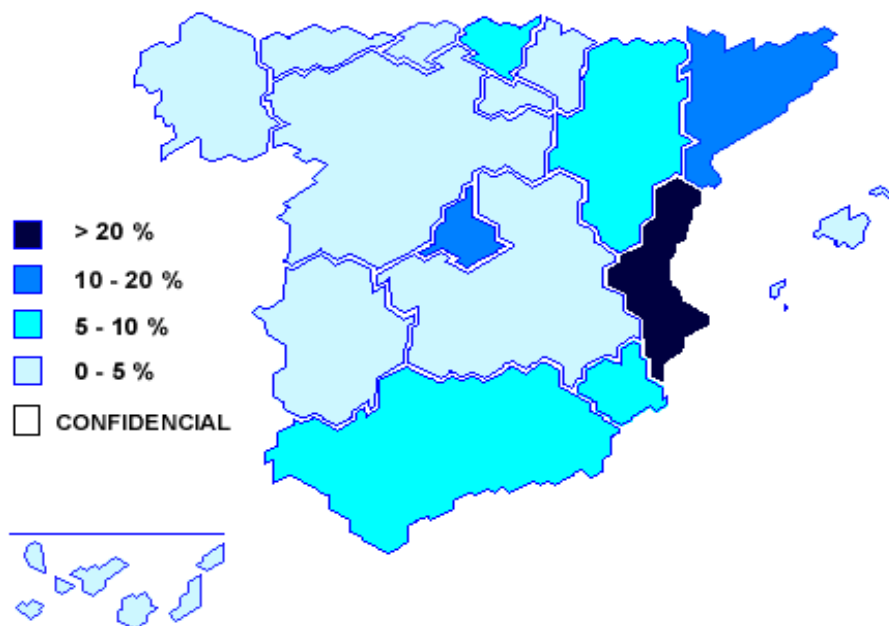
	Thousands of €	%
TOTAL	56,172,980	100.0
Andalucía	3,022,364	5.4
Aragón	5,577,847	9.9
Asturias (Principado de)	396,903	0.7
Balears (Illes)	17,249	0.0
Canarias	3,986	0.0
Cantabria	636,379	1.1
Castilla y León	5,406,234	9.6
Castilla-La Mancha	495,730	0.9
Cataluña	12,633,563	22.5
Comunitat valenciana	4,989,732	8.9
Extremadura	6,221	0.0
Galicia	8,415,288	15.0
Madrid (Comunidad de)	5,257,000	9.4
Murcia (Región de)	242,154	0.4
Navarra (Comunidad Foral de)	4,070,718	7.3
País Vasco	4,828,971	8.6
Rioja (La)	172,638	0.3



AIPS-2008

Furniture and other manufacturing industries

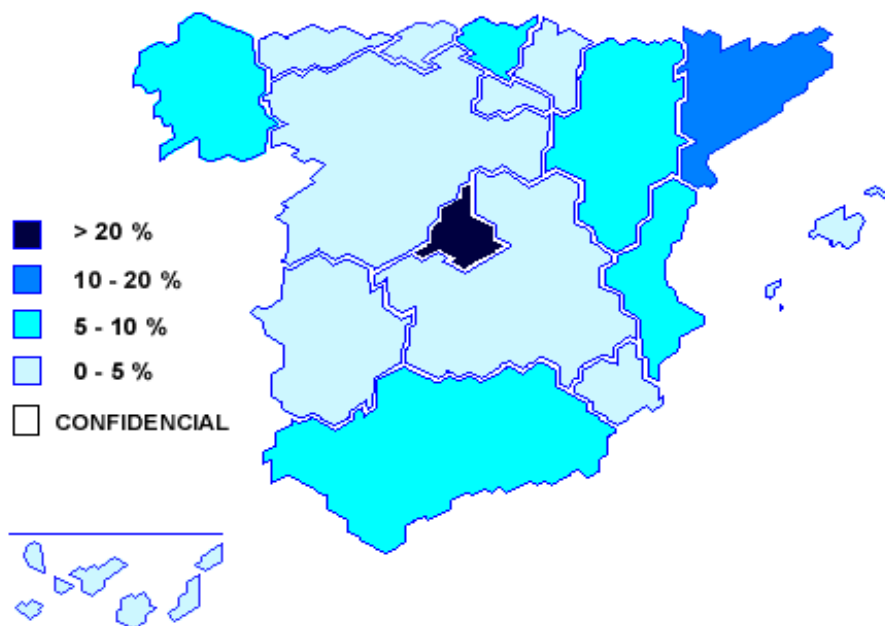
	Thousands of €	%
TOTAL	9,851,698	100.0
Andalucía	944,597	9.6
Aragón	724,597	7.4
Asturias (Principado de)	95,137	1.0
Baleares (Illes)	130,256	1.3
Canarias	52,611	0.5
Cantabria	37,982	0.4
Castilla y León	220,540	2.2
Castilla-La Mancha	445,152	4.5
Cataluña	1,943,399	19.7
Comunitat Valenciana	1,978,671	20.1
Extremadura	92,436	0.9
Galicia	355,111	3.6
Madrid (Comunidad de)	1,296,542	13.2
Murcia (Región de)	534,648	5.4
Navarra (Comunidad Foral de)	178,946	1.8
País Vasco	668,937	6.8
Rioja (La)	152,136	1.5



AIPS-2008

Repair and installation of machinery and equipment

	Thousands of €	%
TOTAL	12,030,739	100.0
Andalucía	986,572	8.2
Aragón	753,699	6.3
Asturias (Principado de)	346,383	2.9
Balears (Illes)	188,746	1.6
Canarias	320,762	2.7
Cantabria	168,157	1.4
Castilla y León	402,771	3.4
Castilla-La Mancha	359,934	3.0
Cataluña	2,137,343	17.8
Comunitat Valenciana	875,647	7.3
Extremadura	98,479	0.8
Galicia	884,702	7.4
Madrid (Comunidad de)	2,815,788	23.4
Murcia (Región de)	368,771	3.1
Navarra (Comunidad Foral de)	168,226	1.4
País Vasco	1,120,789	9.3
Rioja (La)	33,970	0.3



AIPS-2008

Electrical energy, gas and steam

	Thousands of €	%
TOTAL	21,492,056	100.0
Andalucía	2,731,922	12.7
Aragón	1,144,332	5.3
Asturias (Principado de)	1,012,774	4.7
Balears (Illes)	505,387	2.4
Canarias	1,709,998	8.0
Cantabria	222,452	1.0
Castilla y León	2,420,922	11.3
Castilla-La Mancha	1,917,619	8.9
Cataluña	2,422,866	11.3
Comunitat Valenciana	1,683,237	7.8
Extremadura	1,078,192	5.0
Galicia	1,893,269	8.8
Madrid (Comunidad de)	222,087	1.0
Murcia (Región de)	808,683	3.8
Navarra (Comunidad Foral de)	614,693	2.9
País Vasco	981,973	4.6
Rioja (La)	121,650	0.6

