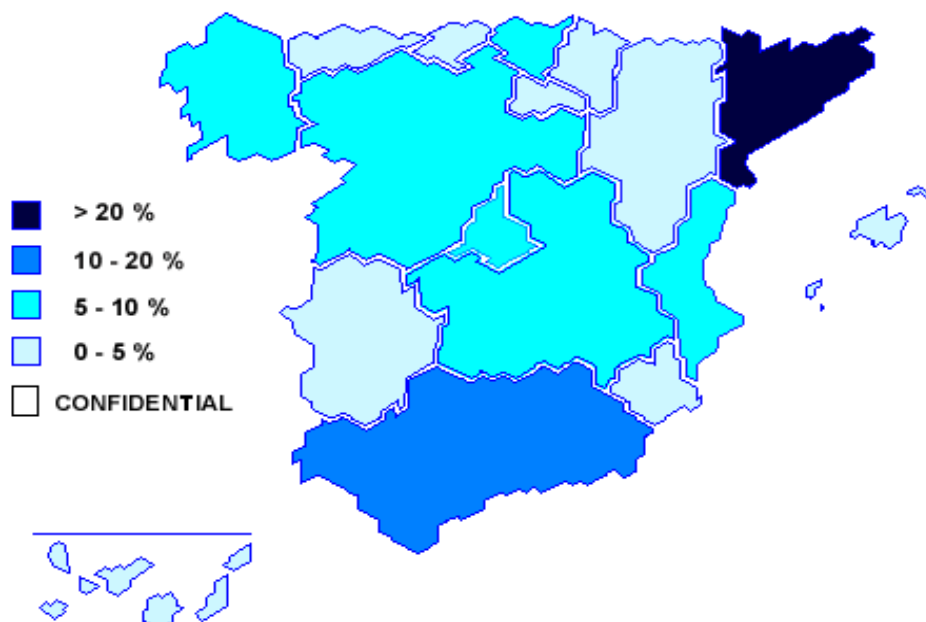


AIPS-2013

National Total

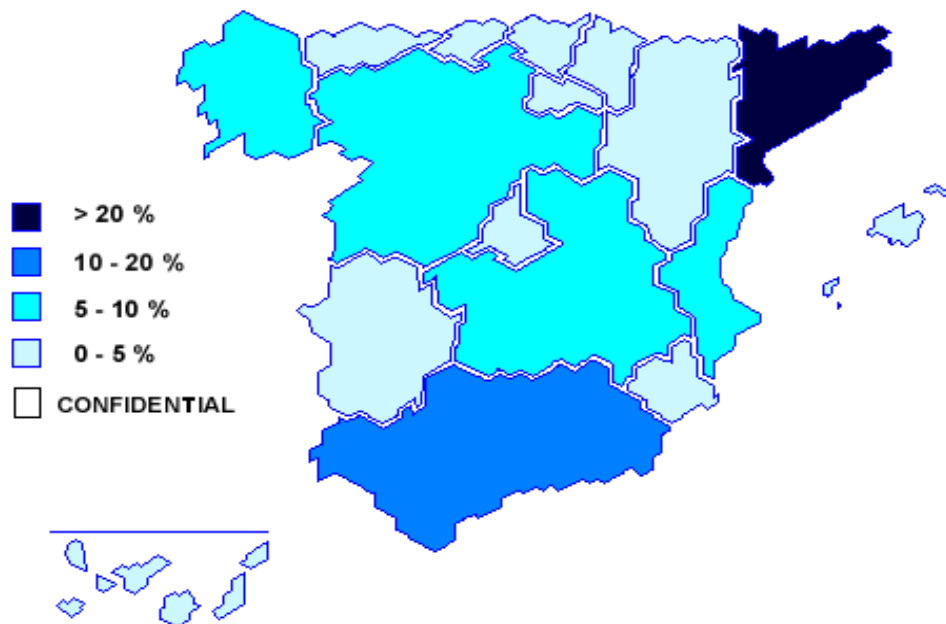
	Thousands of €	%
TOTAL	369,629,482	100.0
Andalucía	44,520,536	12.0
Aragón	16,325,014	4.4
Asturias, Principado de	8,631,844	2.3
Balears, Illes	1,404,985	0.4
Canarias	6,170,040	1.7
Cantabria	5,059,283	1.4
Castilla y León	26,269,404	7.1
Castilla-La Mancha	19,306,807	5.2
Cataluña	83,725,777	22.7
Comunitat Valenciana	35,777,829	9.7
Extremadura	4,075,794	1.1
Galicia	26,885,710	7.3
Madrid, Comunidad de	25,186,021	6.8
Murcia, Región de	13,108,998	3.5
Navarra, Comunidad Foral de	13,077,527	3.5
País Vasco	36,270,551	9.8
Rioja, La	3,833,361	1.0



AIPS-2013

Food, Beverages and Tobacco

CNAE_2009: 10-11-12	Thousands of €	%
TOTAL	81,816,857	100.0
Andalucía	10,909,224	13.3
Aragón	3,033,956	3.7
Asturias, Principado de	1,419,025	1.7
Balears, Illes	517,496	0.6
Canarias	1,375,676	1.7
Cantabria	1,000,689	1.2
Castilla y León	7,870,625	9.6
Castilla-La Mancha	6,920,795	8.5
Cataluña	18,932,945	23.1
Comunitat Valenciana	6,859,284	8.4
Extremadura	1,590,914	1.9
Galicia	6,857,343	8.4
Madrid, Comunidad de	3,492,083	4.3
Murcia, Región de	3,451,191	4.2
Navarra, Comunidad Foral de	2,634,699	3.2
País Vasco	3,058,965	3.7
Rioja, La	1,891,946	2.3

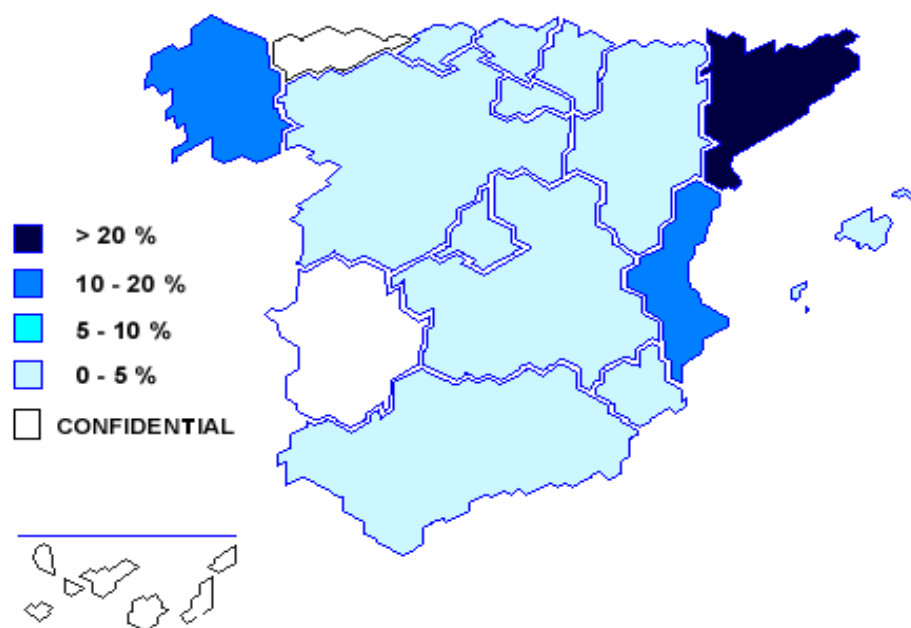


AIPS-2013

Textile and clothing

CNAE_2009: 13-14	Thousands of €	%
TOTAL	6,509,431	100.0
Andalucía	247,644	3.8
Aragón	97,076	1.5
Asturias, Principado de	---	---
Balears, Illes	12,919	0.2
Canarias	---	---
Cantabria	146,809	2.3
Castilla y León	102,551	1.6
Castilla-La Mancha	153,222	2.4
Cataluña	2,600,297	39.9
Comunitat Valenciana	1,297,835	19.9
Extremadura	---	---
Galicia	1,193,074	18.3
Madrid, Comunidad de	263,584	4.0
Murcia, Región de	103,228	1.6
Navarra, Comunidad Foral de	65,097	1.0
País Vasco	76,414	1.2
Rioja, La	72,312	1.1

--- Dato protegido por secreto estadístico

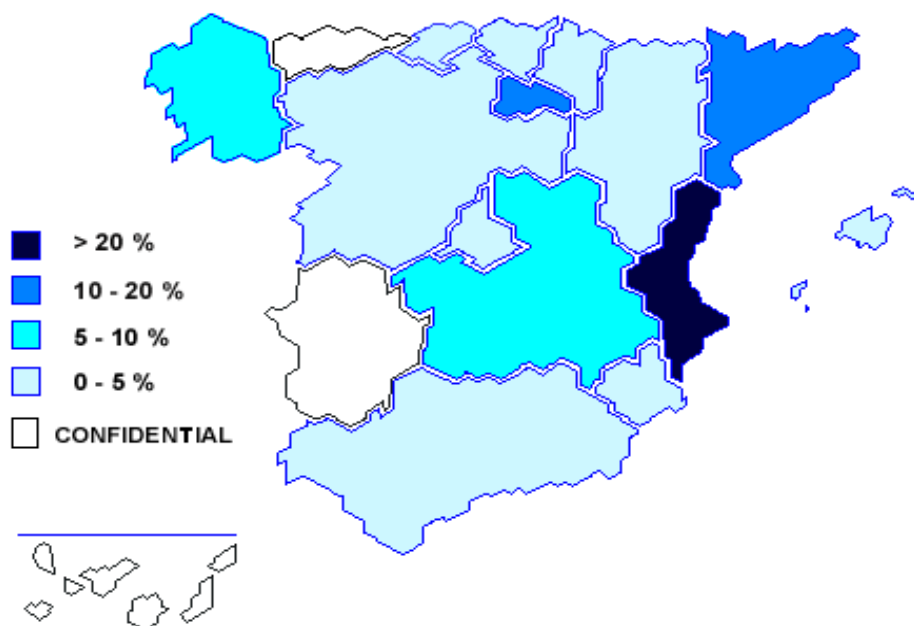


AIPS-2013

Leather and footwear

CNAE_2009: 15	Thousands of €	%
TOTAL	2,809,810	100.0
Andalucía	117,691	4.2
Aragón	74,442	2.6
Asturias, Principado de	---	---
Balears, Illes	72,937	2.6
Canarias	---	---
Cantabria	0	0.0
Castilla y León	6,536	0.2
Castilla-La Mancha	219,454	7.8
Cataluña	364,257	13.0
Comunitat Valenciana	1,279,815	45.5
Extremadura	---	---
Galicia	139,485	5.0
Madrid, Comunidad de	80,086	2.9
Murcia, Región de	130,801	4.7
Navarra, Comunidad Foral de	20,008	0.7
País Vasco	6,439	0.2
Rioja, La	297,604	10.6

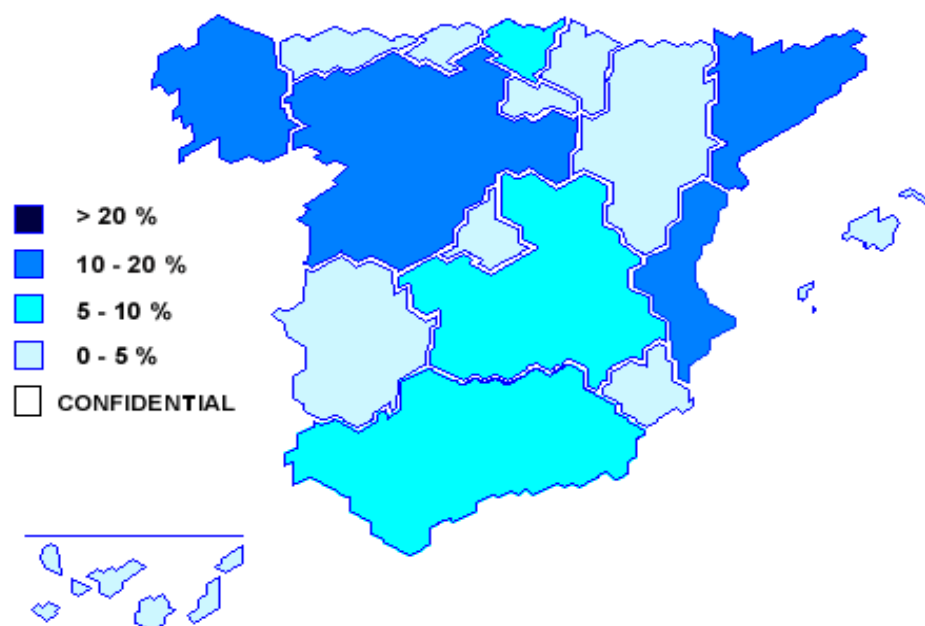
--- Dato protegido por secreto estadístico



AIPS-2013

Wood and cork

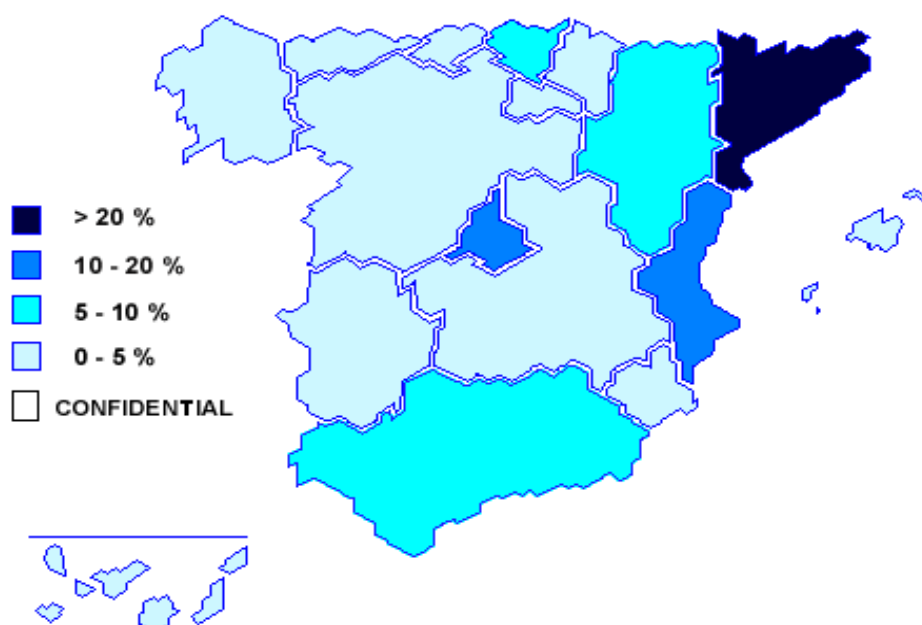
CNAE_2009: 16	Thousands of €	%
TOTAL	3,343,480	100.0
Andalucía	253,278	7.6
Aragón	141,427	4.2
Asturias, Principado de	28,500	0.9
Balears, Illes	19,763	0.6
Canarias	8,806	0.3
Cantabria	45,543	1.4
Castilla y León	371,511	11.1
Castilla-La Mancha	220,858	6.6
Cataluña	441,794	13.2
Comunitat Valenciana	508,347	15.2
Extremadura	116,839	3.5
Galicia	627,489	18.8
Madrid, Comunidad de	87,837	2.6
Murcia, Región de	83,697	2.5
Navarra, Comunidad Foral de	55,228	1.7
País Vasco	189,604	5.7
Rioja, La	142,960	4.3



AIPS-2013

Paper, graphic arts and publishing

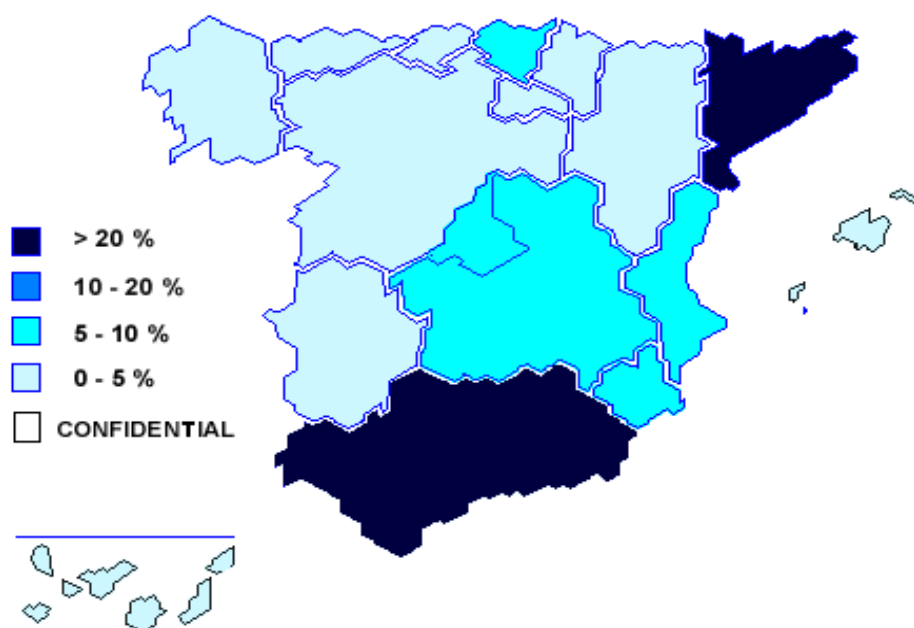
CNAE_2009: 17-18	Thousands of €	%
TOTAL	14,615,989	100.0
Andalucía	978,039	6.7
Aragón	1,285,550	8.8
Asturias, Principado de	285,970	2.0
Balears, Illes	40,103	0.3
Canarias	185,753	1.3
Cantabria	88,760	0.6
Castilla y León	702,485	4.8
Castilla-La Mancha	352,676	2.4
Cataluña	3,987,317	27.3
Comunitat Valenciana	1,626,381	11.1
Extremadura	54,150	0.4
Galicia	507,677	3.5
Madrid, Comunidad de	2,372,365	16.2
Murcia, Región de	220,936	1.5
Navarra, Comunidad Foral de	710,441	4.9
País Vasco	1,135,042	7.8
Rioja, La	82,347	0.6



AIPS-2013

Coke manufacture, chemical and petroleum refinement

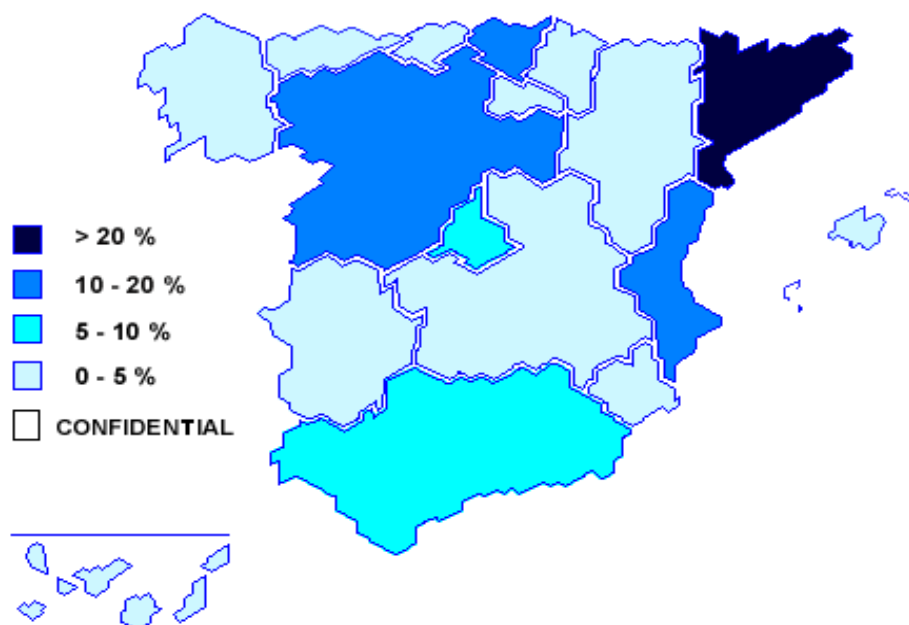
CNAE_2009: 19-20-21	Thousands of €	%
TOTAL	79,384,065	100.0
Andalucía	17,008,870	21.4
Aragón	1,230,474	1.6
Asturias, Principado de	612,304	0.8
Balears, Illes	14,852	0.0
Canarias	2,301,066	2.9
Cantabria	569,521	0.7
Castilla y León	1,915,394	2.4
Castilla-La Mancha	5,455,997	6.9
Cataluña	21,748,745	27.4
Comunitat Valenciana	6,828,813	8.6
Extremadura	126,323	0.2
Galicia	3,302,002	4.2
Madrid, Comunidad de	4,623,523	5.8
Murcia, Región de	6,283,752	7.9
Navarra, Comunidad Foral de	439,274	0.6
País Vasco	6,815,846	8.6
Rioja, La	107,309	0.1



AIPS-2013

Rubber and plastic manufactures

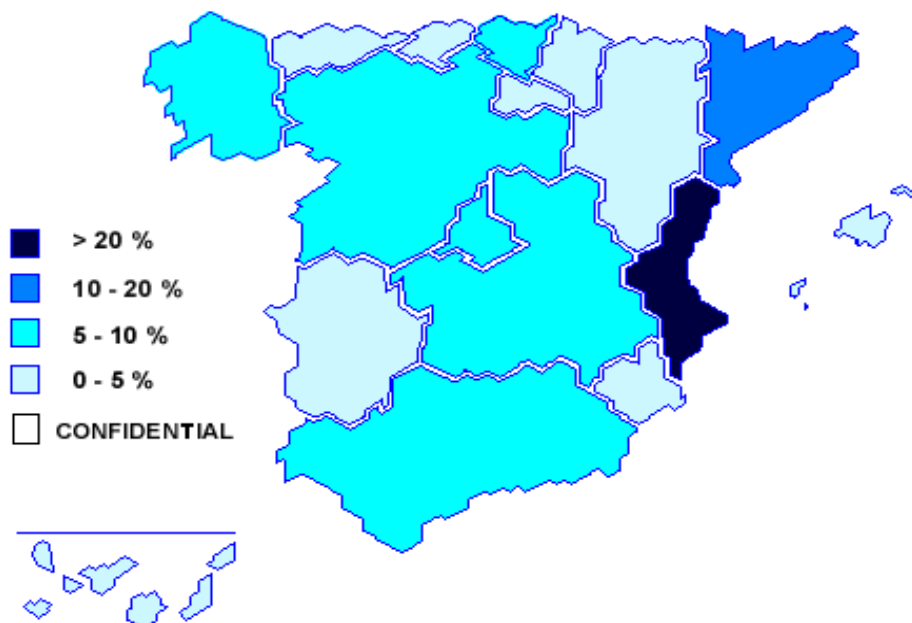
CNAE_2009: 22	Thousands of €	%
TOTAL	14,170,571	100.0
Andalucía	875,686	6.2
Aragón	507,665	3.6
Asturias, Principado de	133,234	0.9
Balears, Illes	10,102	0.1
Canarias	29,520	0.2
Cantabria	317,512	2.2
Castilla y León	1,850,426	13.1
Castilla-La Mancha	405,740	2.9
Cataluña	3,542,700	25.0
Comunitat Valenciana	1,718,251	12.1
Extremadura	111,490	0.8
Galicia	552,216	3.9
Madrid, Comunidad de	718,559	5.1
Murcia, Región de	418,594	3.0
Navarra, Comunidad Foral de	531,148	3.7
País Vasco	2,139,837	15.1
Rioja, La	307,891	2.2



AIPS-2013

Non-metallic mineral products

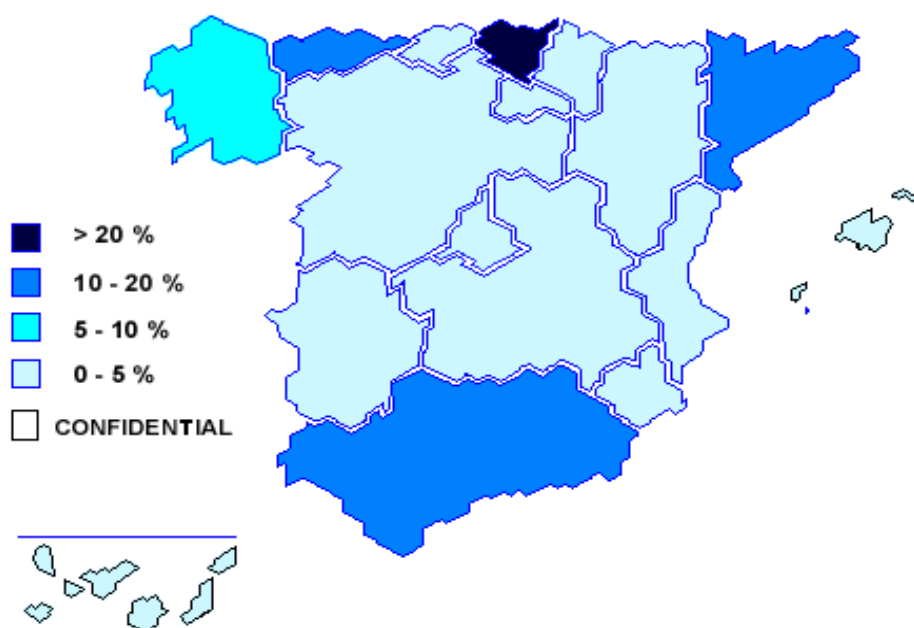
CNAE_2009: 23	Thousands of €	%
TOTAL	10,676,711	100.0
Andalucía	899,418	8.4
Aragón	348,155	3.3
Asturias, Principado de	460,172	4.3
Balears, Illes	104,871	1.0
Canarias	158,627	1.5
Cantabria	116,213	1.1
Castilla y León	759,484	7.1
Castilla-La Mancha	640,249	6.0
Cataluña	1,276,777	12.0
Comunitat Valenciana	3,367,654	31.5
Extremadura	122,872	1.2
Galicia	554,553	5.2
Madrid, Comunidad de	578,732	5.4
Murcia, Región de	158,770	1.5
Navarra, Comunidad Foral de	371,253	3.5
País Vasco	677,092	6.3
Rioja, La	81,820	0.8



AIPS-2013

Production, 1st transformation and casting of metals

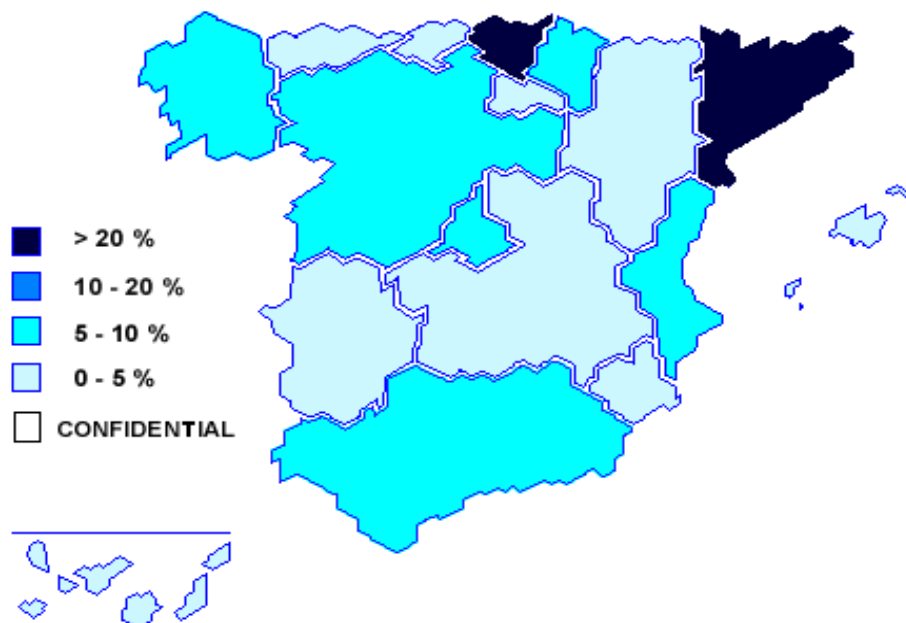
CNAE_2009: 24	Thousands of €	%
TOTAL	23,810,560	100.0
Andalucía	4,540,045	19.1
Aragón	676,490	2.8
Asturias, Principado de	2,707,423	11.4
Balears, Illes	533	0.0
Canarias	17,615	0.1
Cantabria	1,001,436	4.2
Castilla y León	700,665	2.9
Castilla-La Mancha	256,823	1.1
Cataluña	3,117,654	13.1
Comunitat Valenciana	1,077,012	4.5
Extremadura	315,497	1.3
Galicia	1,935,046	8.1
Madrid, Comunidad de	677,104	2.8
Murcia, Región de	125,582	0.5
Navarra, Comunidad Foral de	811,104	3.4
País Vasco	5,789,568	24.3
Rioja, La	60,960	0.3



AIPS-2013

Metallic products

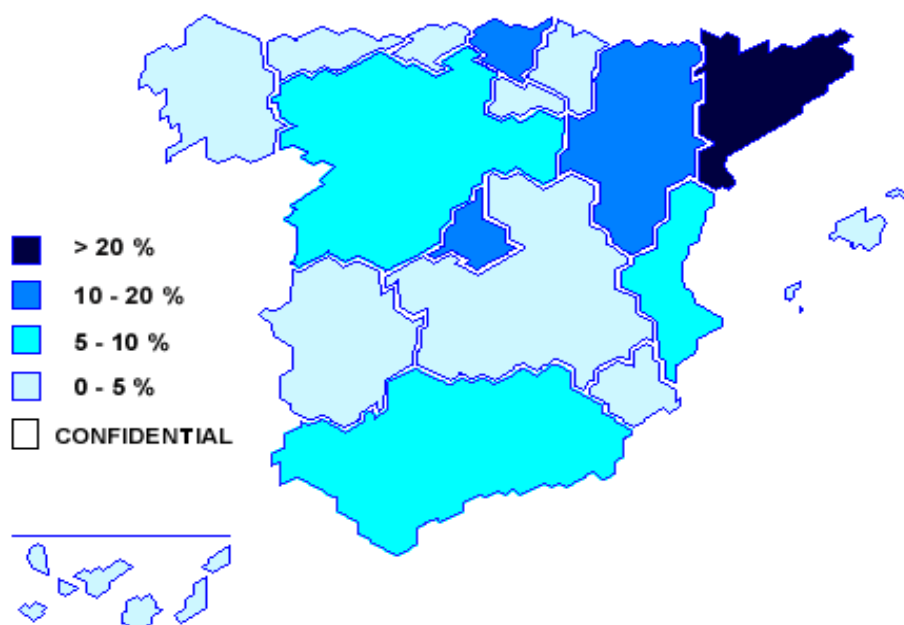
CNAE_2009: 25	Thousands of €	%
TOTAL	21,510,464	100.0
Andalucía	1,604,641	7.5
Aragón	678,080	3.2
Asturias, Principado de	767,194	3.6
Balears, Illes	72,173	0.3
Canarias	54,711	0.3
Cantabria	503,499	2.3
Castilla y León	1,416,762	6.6
Castilla-La Mancha	658,693	3.1
Cataluña	4,500,294	20.9
Comunitat Valenciana	1,626,795	7.6
Extremadura	219,224	1.0
Galicia	1,040,966	4.8
Madrid, Comunidad de	1,349,277	6.3
Murcia, Región de	746,383	3.5
Navarra, Comunidad Foral de	1,071,222	5.0
País Vasco	4,884,763	22.7
Rioja, La	315,786	1.5



AIPS-2013

IT, electronic, optical and electrical products

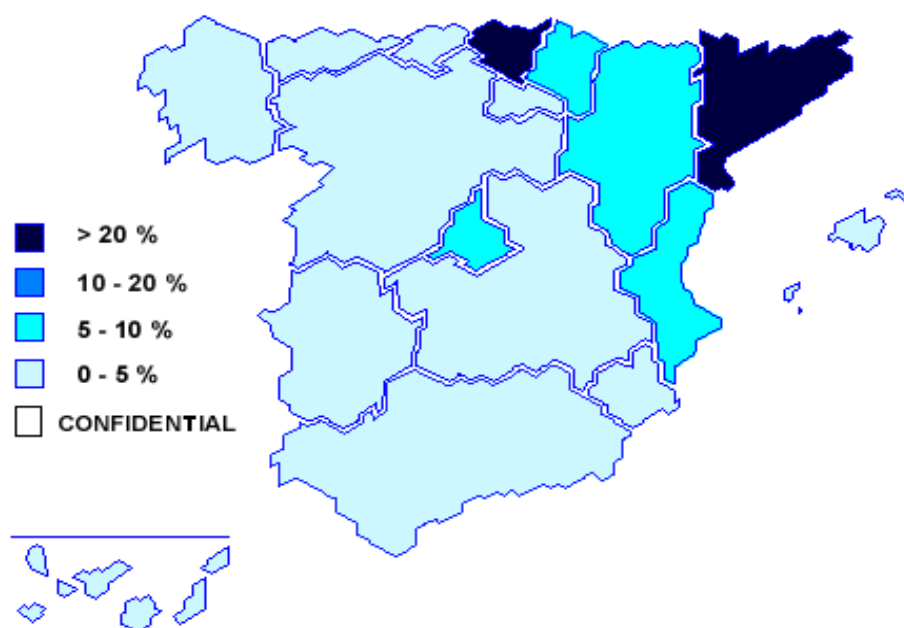
CNAE_2009: 26-27	Thousands of €	%
TOTAL	12,274,272	100.0
Andalucía	747,508	6.1
Aragón	1,394,306	11.4
Asturias, Principado de	108,730	0.9
Balears, Illes	1,240	0.0
Canarias	6,013	0.0
Cantabria	226,536	1.8
Castilla y León	887,611	7.2
Castilla-La Mancha	492,065	4.0
Cataluña	2,939,010	23.9
Comunitat Valenciana	849,829	6.9
Extremadura	14,884	0.1
Galicia	422,283	3.4
Madrid, Comunidad de	1,409,368	11.5
Murcia, Región de	207,871	1.7
Navarra, Comunidad Foral de	518,935	4.2
País Vasco	2,020,437	16.5
Rioja, La	27,644	0.2



AIPS-2013

Machinery and equipment

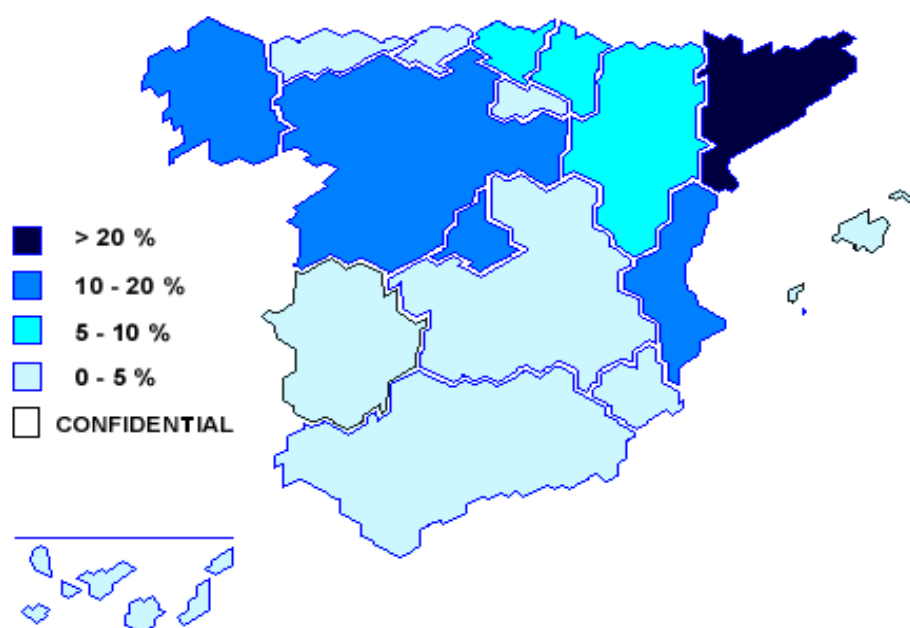
CNAE_2009: 28	Thousands of €	%
TOTAL	13,569,035	100.0
Andalucía	485,125	3.6
Aragón	1,016,491	7.5
Asturias, Principado de	259,958	1.9
Balears, Illes	17,169	0.1
Canarias	1,561	0.0
Cantabria	148,275	1.1
Castilla y León	593,316	4.4
Castilla-La Mancha	336,269	2.5
Cataluña	3,454,833	25.5
Comunitat Valenciana	809,357	6.0
Extremadura	113,701	0.8
Galicia	597,662	4.4
Madrid, Comunidad de	1,034,024	7.6
Murcia, Región de	154,599	1.1
Navarra, Comunidad Foral de	881,396	6.5
País Vasco	3,600,635	26.5
Rioja, La	64,662	0.5



AIPS-2013

Transport equipment

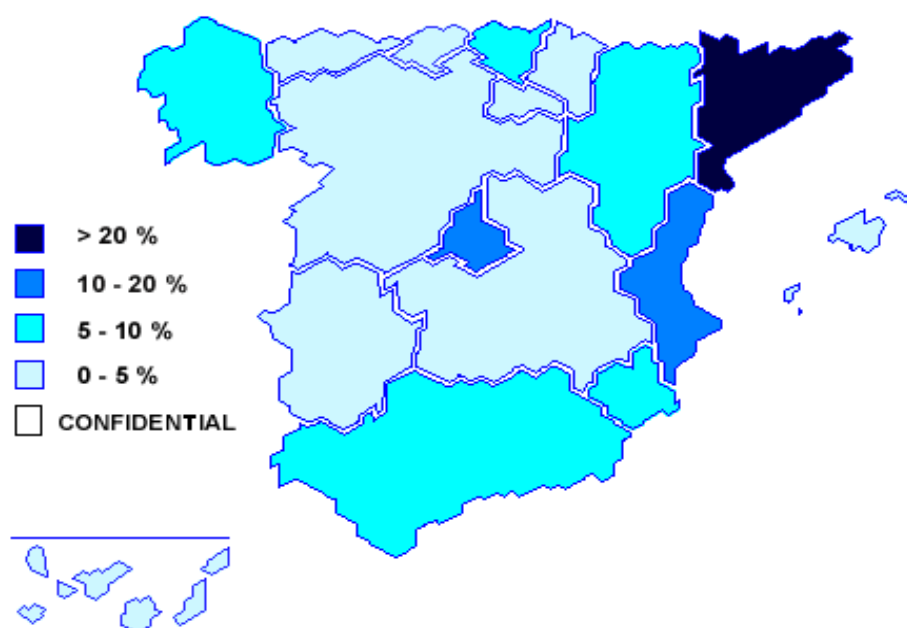
CNAE_2009: 29-30	Thousands of €	%
TOTAL	49,711,301	100.0
Andalucía	1,616,164	3.3
Aragón	3,944,319	7.9
Asturias, Principado de	308,325	0.6
Balears, Illes	3,684	0.0
Canarias	1,033	0.0
Cantabria	559,794	1.1
Castilla y León	6,442,632	13.0
Castilla-La Mancha	656,539	1.3
Cataluña	11,411,150	23.0
Comunitat valenciana	5,035,938	10.1
Extremadura	6,699	0.0
Galicia	5,962,721	12.0
Madrid, Comunidad de	4,991,866	10.0
Murcia, Región de	158,593	0.3
Navarra, Comunidad Foral de	4,292,555	8.6
País Vasco	4,196,134	8.4
Rioja, La	123,154	0.2



AIPS-2013

Furniture and other manufacturing industries

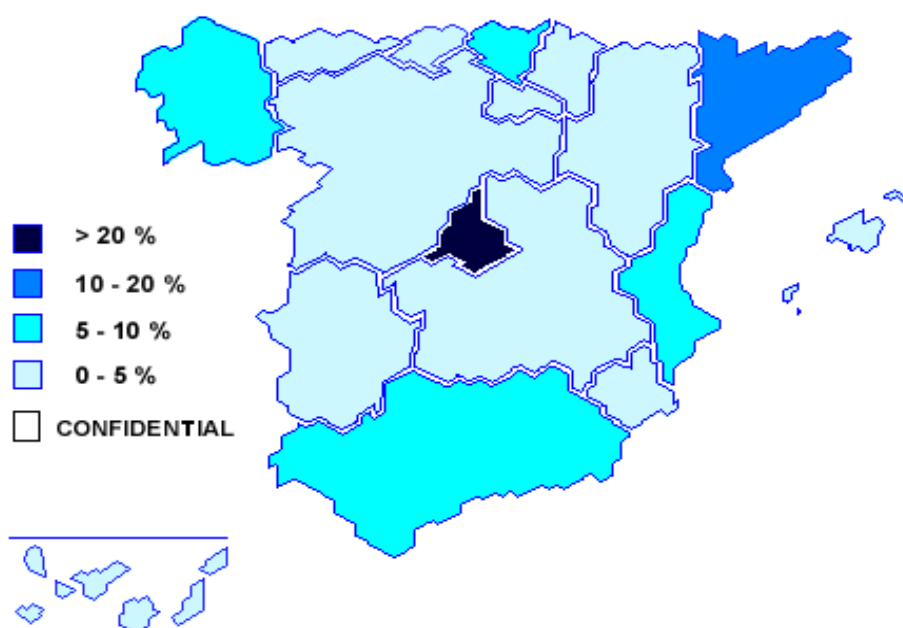
CNAE_2009: 31-32	Thousands of €	%
TOTAL	5,679,613	100.0
Andalucía	491,117	8.6
Aragón	527,409	9.3
Asturias, Principado de	23,369	0.4
Balears, Illes	63,999	1.1
Canarias	25,148	0.4
Cantabria	13,825	0.2
Castilla y León	93,052	1.6
Castilla-La Mancha	249,547	4.4
Cataluña	1,293,741	22.8
Comunitat Valenciana	944,160	16.6
Extremadura	62,575	1.1
Galicia	332,406	5.9
Madrid, Comunidad de	775,669	13.7
Murcia, Región de	283,946	5.0
Navarra, Comunidad Foral de	74,045	1.3
País Vasco	340,915	6.0
Rioja, La	84,689	1.5



AIPS-2013

Repair and installation of machinery and equipment

CNAE_2009: 33	Thousands of €	%
TOTAL	9,294,186	100.0
Andalucía	759,606	8.2
Aragón	332,056	3.6
Asturias, Principado de	430,087	4.6
Balears, Illes	144,272	1.6
Canarias	316,616	3.4
Cantabria	114,665	1.2
Castilla y León	300,244	3.2
Castilla-La Mancha	362,825	3.9
Cataluña	1,623,452	17.5
Comunitat Valenciana	602,204	6.5
Extremadura	33,967	0.4
Galicia	708,428	7.6
Madrid, Comunidad de	2,487,068	26.8
Murcia, Región de	158,032	1.7
Navarra, Comunidad Foral de	111,688	1.2
País Vasco	778,771	8.4
Rioja, La	30,203	0.3



AIPS-2013

Electrical energy, gas and steam

CNAE_2009: 35	Thousands of €	%
TOTAL	20,453,139	100.0
Andalucía	2,986,478	14.6
Aragón	1,037,117	5.1
Asturias, Principado de	1,044,613	5.1
Balears, Illes	308,871	1.5
Canarias	1,681,248	8.2
Cantabria	206,206	1.0
Castilla y León	2,256,110	11.0
Castilla-La Mancha	1,925,055	9.4
Cataluña	2,490,810	12.2
Comunitat Valenciana	1,346,155	6.6
Extremadura	1,158,620	5.7
Galicia	2,152,358	10.5
Madrid, Comunidad de	244,876	1.2
Murcia, Región de	423,022	2.1
Navarra, Comunidad Foral de	489,435	2.4
País Vasco	560,089	2.7
Rioja, La	142,075	0.7

