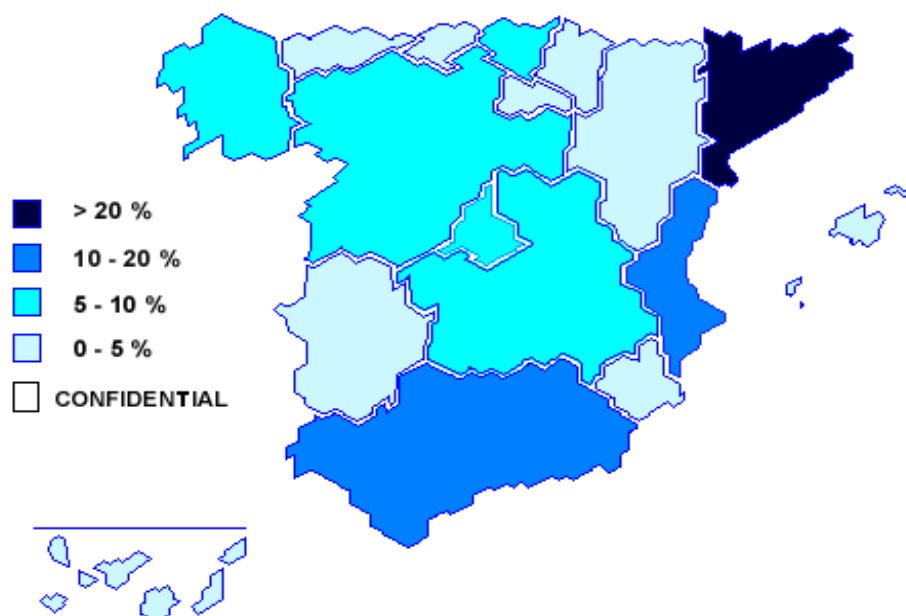


AIPS-2014

## National Total

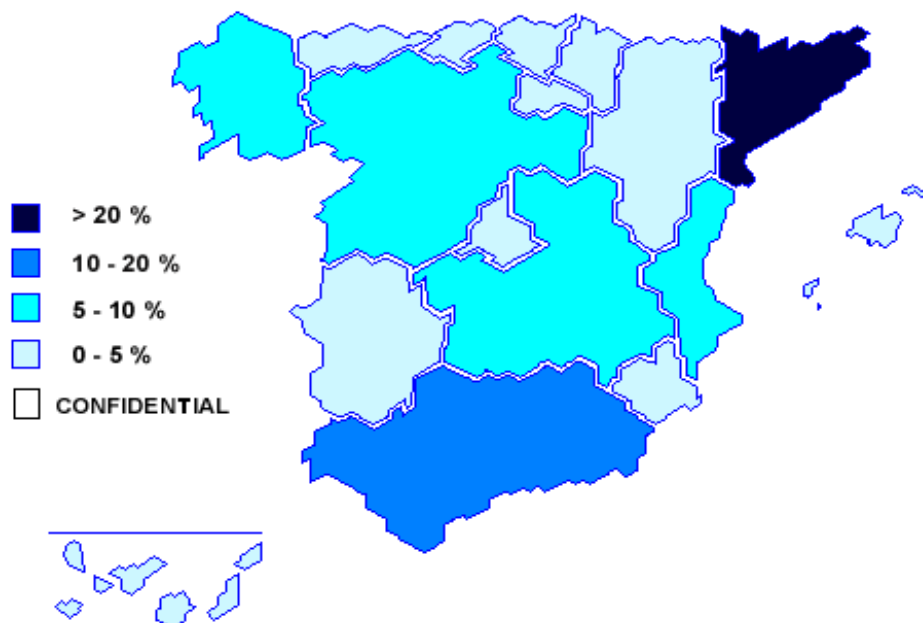
	Thousand €	%
<b>TOTAL</b>	<b>371,771,913</b>	<b>100.0</b>
Andalucía	44,967,383	12.1
Aragón	17,397,349	4.7
Asturias, Principado de	8,699,526	2.3
Balears, Illes	1,261,912	0.3
Canarias	5,611,131	1.5
Cantabria	5,049,054	1.4
Castilla y León	25,506,593	6.9
Castilla-La Mancha	18,612,448	5.0
Cataluña	85,242,255	22.9
Comunitat Valenciana	37,139,379	10.0
Extremadura	4,279,509	1.2
Galicia	25,505,853	6.9
Madrid, Comunidad de	24,663,835	6.6
Murcia, Región de	13,500,568	3.6
Navarra, Comunidad Foral de	13,542,008	3.6
País Vasco	36,893,399	9.9
Rioja, La	3,899,709	1.0



AIPS-2014

## Food, beverages and tobacco

<b>CNAE_2009: 10-11-12</b>	<b>Thousand €</b>	<b>%</b>
<b>TOTAL</b>	<b>83,410,287</b>	<b>100.0</b>
Andalucía	12,403,208	14.9
Aragón	3,156,874	3.8
Asturias, Principado de	1,339,999	1.6
Balears, Illes	340,735	0.4
Canarias	1,338,598	1.6
Cantabria	1,012,730	1.2
Castilla y León	7,905,311	9.5
Castilla-La Mancha	6,747,898	8.1
Cataluña	19,226,257	23.1
Comunitat Valenciana	7,076,016	8.5
Extremadura	1,820,167	2.2
Galicia	6,572,137	7.9
Madrid, Comunidad de	3,288,133	3.9
Murcia, Región de	3,553,549	4.3
Navarra, Comunidad Foral de	2,604,295	3.1
País Vasco	3,154,514	3.8
Rioja, La	1,869,866	2.2

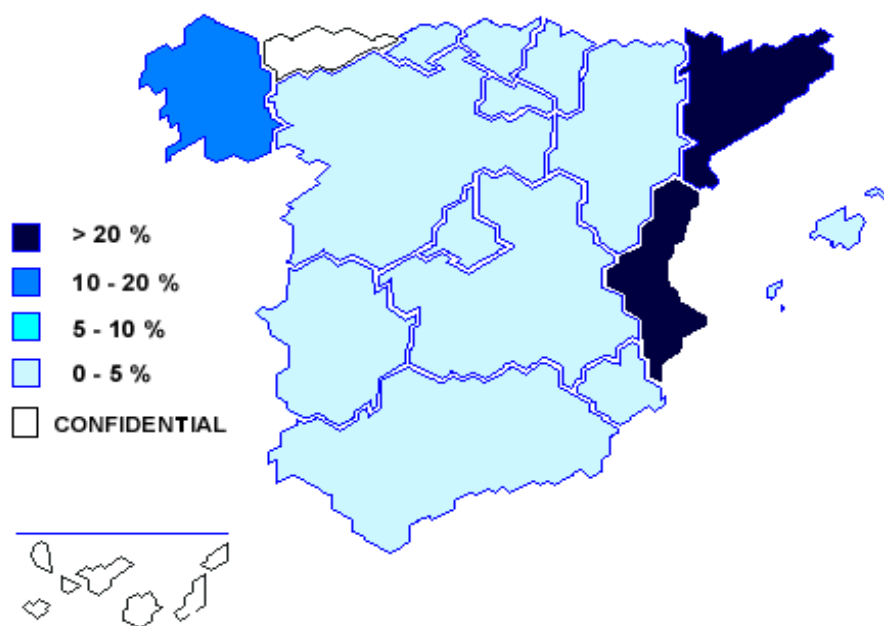


AIPS-2014

## Textile and clothing

<b>CNAE_2009: 13-14</b>	<b>Thousand €</b>	<b>%</b>
<b>TOTAL</b>	<b>6,895,436</b>	<b>100.0</b>
Andalucía	265,855	3.9
Aragón	103,207	1.5
Asturias, Principado de	---	---
Balears, Illes	20,836	0.3
Canarias	---	---
Cantabria	125,015	1.8
Castilla y León	109,046	1.6
Castilla-La Mancha	152,837	2.2
Cataluña	2,803,672	40.7
Comunitat Valenciana	1,379,359	20.0
Extremadura	27,252	0.4
Galicia	1,277,027	18.5
Madrid, Comunidad de	273,207	4.0
Murcia, Región de	102,083	1.5
Navarra, Comunidad Foral de	65,016	0.9
País Vasco	68,011	1.0
Rioja, La	77,217	1.1

--- Data is protected by statistical secrecy

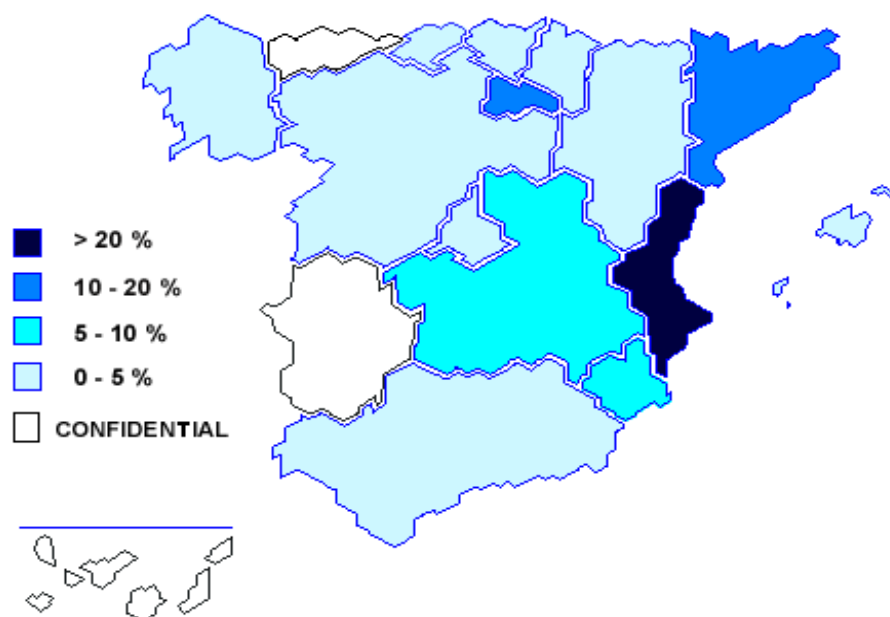


AIPS-2014

## Leather and footwear

<b>CNAE_2009: 15</b>	<b>Thousand €</b>	<b>%</b>
<b>TOTAL</b>	<b>3,120,157</b>	<b>100.0</b>
Andalucía	129,925	4.2
Aragón	92,944	3.0
Asturias, Principado de	---	---
Balears, Illes	73,350	2.4
Canarias	---	---
Cantabria	0	0.0
Castilla y León	6,815	0.2
Castilla-La Mancha	230,615	7.4
Cataluña	390,755	12.5
Comunitat Valenciana	1,423,191	45.6
Extremadura	---	---
Galicia	148,166	4.7
Madrid, Comunidad de	90,436	2.9
Murcia, Región de	158,715	5.1
Navarra, Comunidad Foral de	28,649	0.9
País Vasco	6,022	0.2
Rioja, La	340,338	10.9

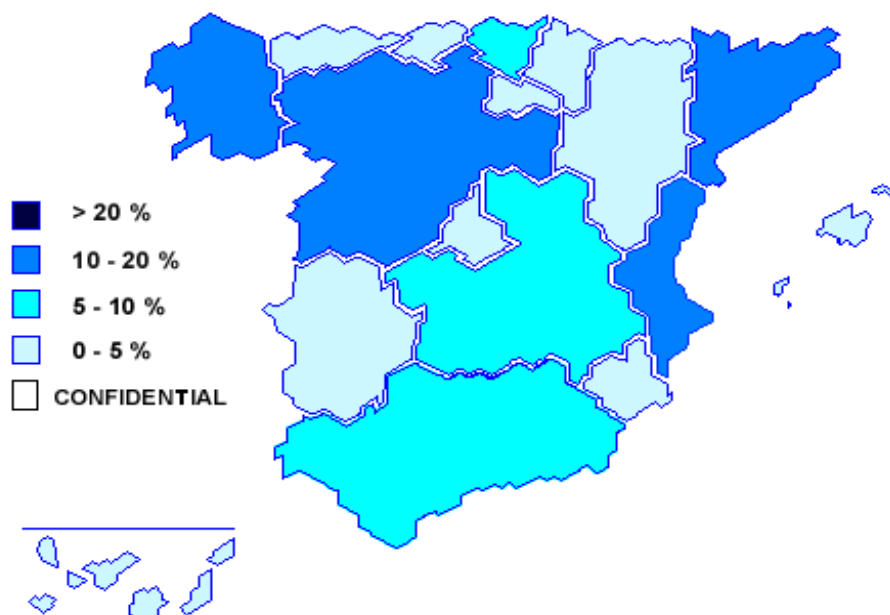
--- Data is protected by statistical secrecy



AIPS-2014

## Wood and cork

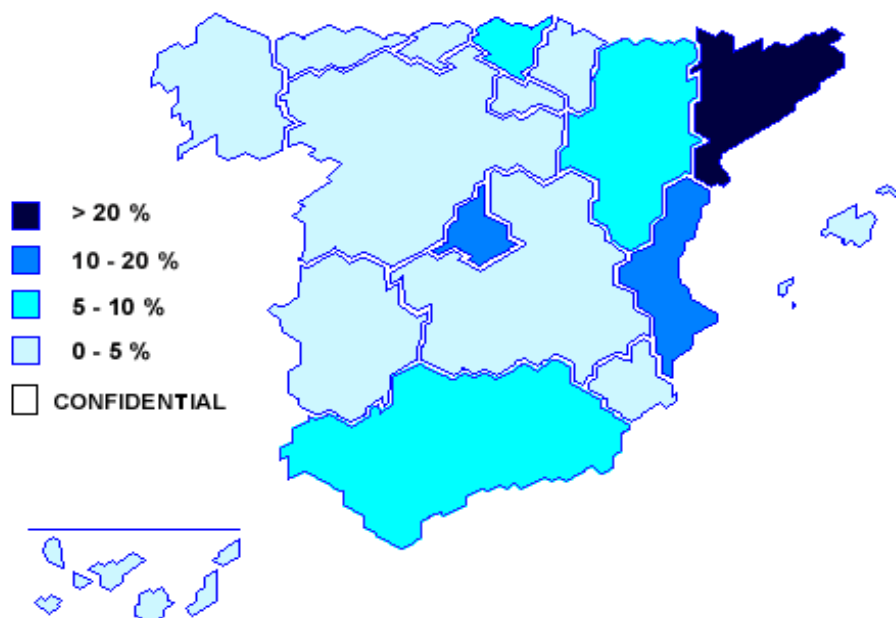
<b>CNAE_2009: 16</b>	<b>Thousand €</b>	<b>%</b>
<b>TOTAL</b>	<b>3,651,327</b>	<b>100.0</b>
Andalucía	265,000	7.3
Aragón	147,619	4.0
Asturias, Principado de	37,529	1.0
Balears, Illes	18,606	0.5
Canarias	8,992	0.2
Cantabria	51,800	1.4
Castilla y León	468,445	12.8
Castilla-La Mancha	245,253	6.7
Cataluña	453,738	12.4
Comunitat Valenciana	526,031	14.4
Extremadura	103,556	2.8
Galicia	713,431	19.5
Madrid, Comunidad de	83,400	2.3
Murcia, Región de	88,578	2.4
Navarra, Comunidad Foral de	70,185	1.9
País Vasco	211,084	5.8
Rioja, La	158,081	4.3



AIPS-2014

## Paper, graphic arts and publishing

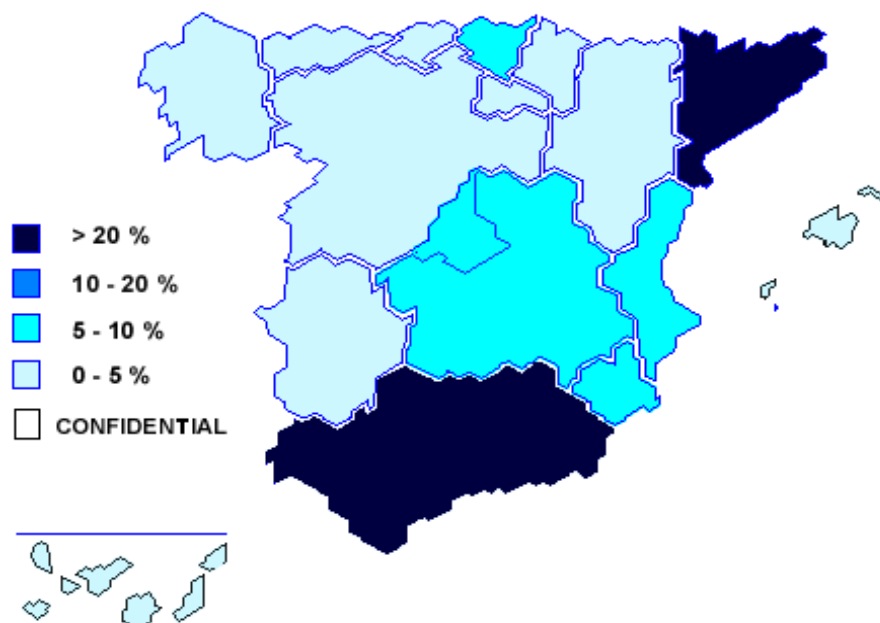
<b>CNAE_2009: 17-18</b>	<b>Thousand €</b>	<b>%</b>
<b>TOTAL</b>	<b>14,676,344</b>	<b>100.0</b>
Andalucía	953,642	6.5
Aragón	1,341,191	9.1
Asturias, Principado de	271,612	1.9
Balears, Illes	36,388	0.2
Canarias	182,133	1.2
Cantabria	115,187	0.8
Castilla y León	660,317	4.5
Castilla-La Mancha	395,921	2.7
Cataluña	3,995,731	27.2
Comunitat Valenciana	1,734,662	11.8
Extremadura	59,838	0.4
Galicia	454,988	3.1
Madrid, Comunidad de	2,321,927	15.8
Murcia, Región de	239,549	1.6
Navarra, Comunidad Foral de	696,913	4.7
País Vasco	1,145,228	7.8
Rioja, La	71,116	0.5



AIPS-2014

## Coke manufacture, chemical and petroleum refinement

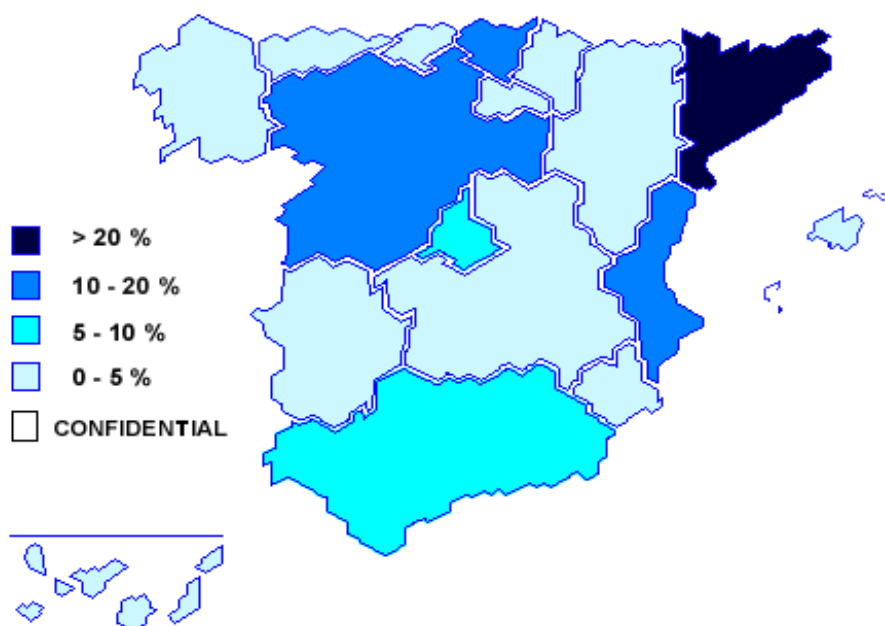
<b>CNAE_2009: 19-20-21</b>	<b>Thousand €</b>	<b>%</b>
<b>TOTAL</b>	<b>75,622,503</b>	<b>100.0</b>
Andalucía	15,356,700	20.3
Aragón	1,342,164	1.8
Asturias, Principado de	564,986	0.7
Balears, Illes	15,806	0.0
Canarias	1,872,142	2.5
Cantabria	572,925	0.8
Castilla y León	1,332,566	1.8
Castilla-La Mancha	5,042,429	6.7
Cataluña	21,514,758	28.5
Comunitat Valenciana	6,386,733	8.4
Extremadura	123,589	0.2
Galicia	2,876,054	3.8
Madrid, Comunidad de	4,690,833	6.2
Murcia, Región de	6,567,858	8.7
Navarra, Comunidad Foral de	436,797	0.6
País Vasco	6,780,243	9.0
Rioja, La	145,919	0.2



AIPS-2014

## Rubber and plastic manufactures

<b>CNAE_2009: 22</b>	<b>Thousand €</b>	<b>%</b>
<b>TOTAL</b>	<b>14,761,645</b>	<b>100.0</b>
Andalucía	900,152	6.1
Aragón	574,304	3.9
Asturias, Principado de	117,848	0.8
Balears, Illes	10,203	0.1
Canarias	38,270	0.3
Cantabria	310,045	2.1
Castilla y León	1,874,423	12.7
Castilla-La Mancha	425,480	2.9
Cataluña	3,655,112	24.8
Comunitat Valenciana	1,918,309	13.0
Extremadura	112,992	0.8
Galicia	644,130	4.4
Madrid, Comunidad de	732,784	5.0
Murcia, Región de	446,367	3.0
Navarra, Comunidad Foral de	575,507	3.9
País Vasco	2,112,151	14.3
Rioja, La	313,570	2.1

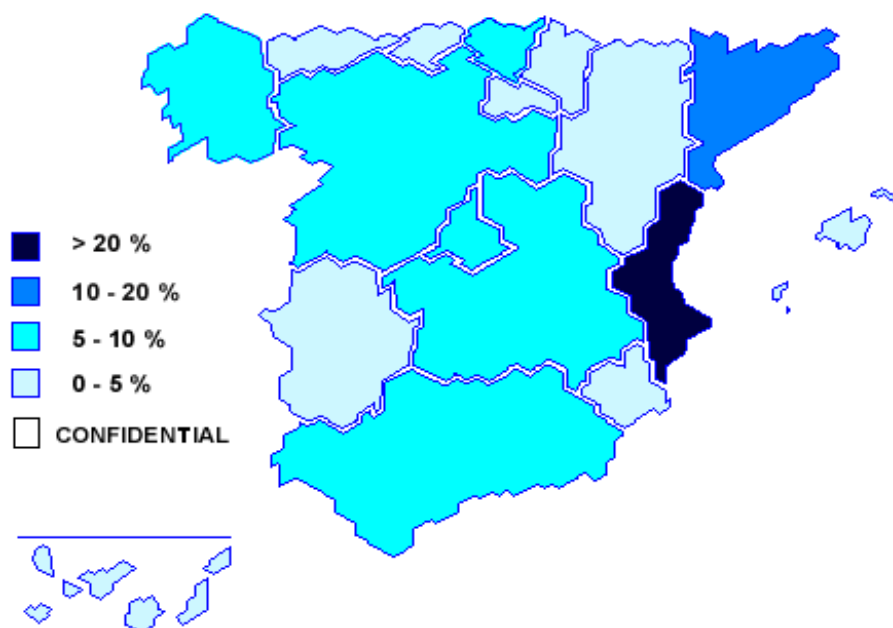




AIPS-2014

## Non-metallic mineral products

CNAE_2009: 23	Thousand €	%
<b>TOTAL</b>	<b>11,187,399</b>	<b>100.0</b>
Andalucía	1,064,310	9.5
Aragón	368,705	3.3
Asturias, Principado de	463,933	4.1
Balears, Illes	117,674	1.1
Canarias	154,740	1.4
Cantabria	110,834	1.0
Castilla y León	759,389	6.8
Castilla-La Mancha	681,918	6.1
Cataluña	1,297,074	11.6
Comunitat Valenciana	3,615,094	32.3
Extremadura	145,646	1.3
Galicia	567,703	5.1
Madrid, Comunidad de	563,094	5.0
Murcia, Región de	162,856	1.5
Navarra, Comunidad Foral de	356,709	3.2
País Vasco	670,508	6.0
Rioja, La	87,211	0.8

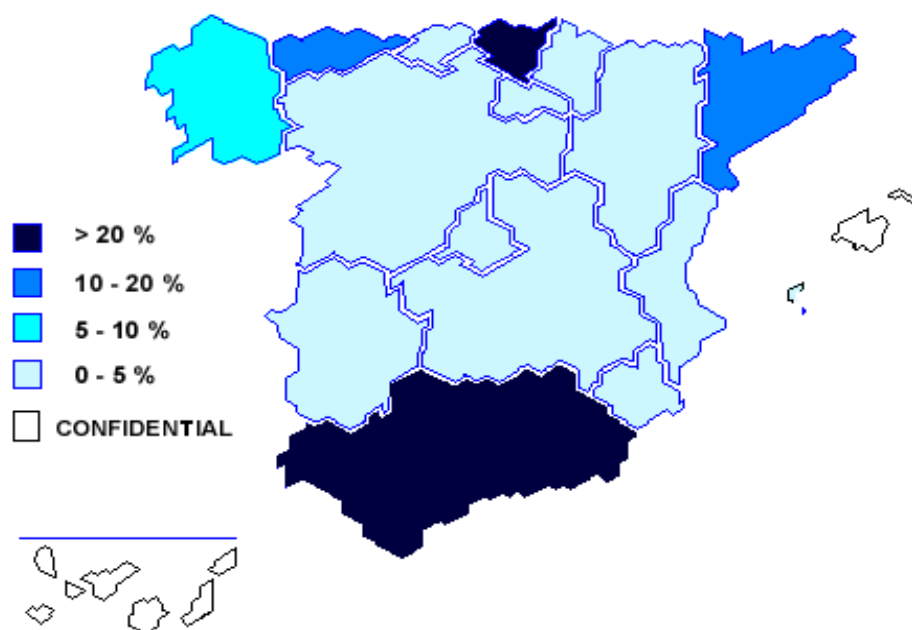


AIPS-2014

## Production, 1st transformation and casting of metals

CNAE_2009: 24	Thousand €	%
<b>TOTAL</b>	<b>24,486,967</b>	<b>100.0</b>
Andalucía	5,099,856	20.8
Aragón	679,815	2.8
Asturias, Principado de	2,870,974	11.7
Balears, Illes	---	---
Canarias	---	---
Cantabria	1,042,306	4.3
Castilla y León	713,387	2.9
Castilla-La Mancha	293,256	1.2
Cataluña	3,198,839	13.1
Comunitat Valenciana	1,128,408	4.6
Extremadura	224,470	0.9
Galicia	1,896,777	7.7
Madrid, Comunidad de	610,422	2.5
Murcia, Región de	120,701	0.5
Navarra, Comunidad Foral de	816,258	3.3
País Vasco	5,699,095	23.3
Rioja, La	68,198	0.3

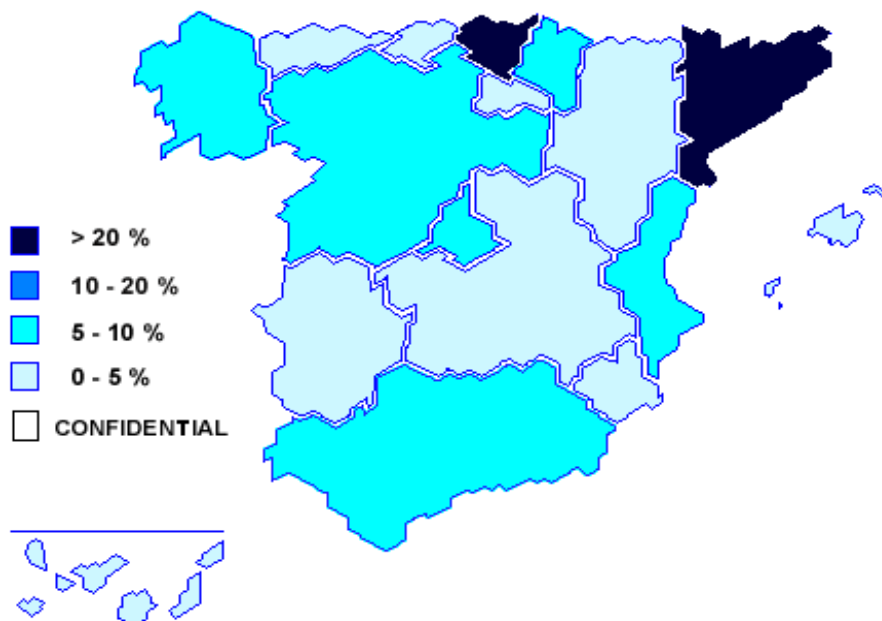
--- Data is protected by statistical secrecy



AIPS-2014

## Metallic products

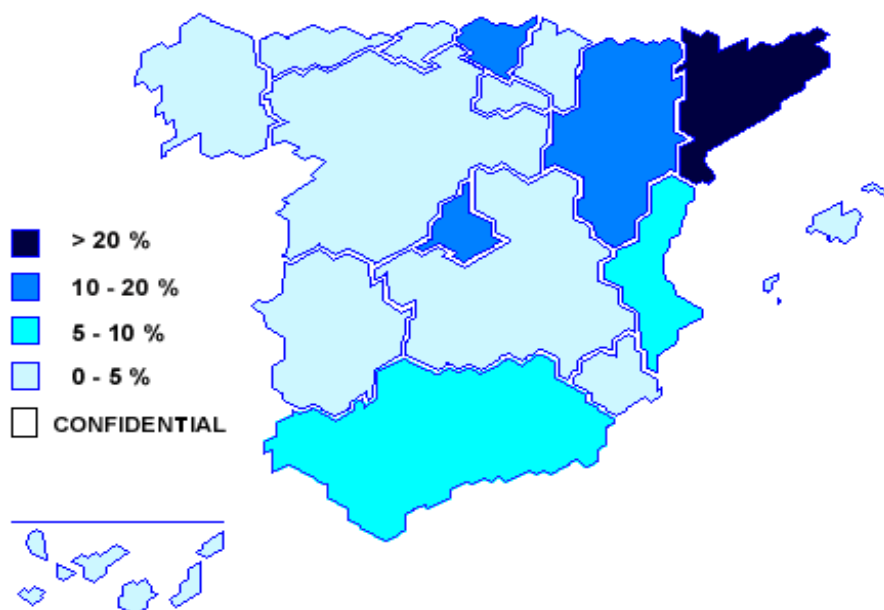
<b>CNAE_2009: 25</b>	<b>Thousand €</b>	<b>%</b>
<b>TOTAL</b>	<b>21,549,717</b>	<b>100.0</b>
Andalucía	1,401,321	6.5
Aragón	730,578	3.4
Asturias, Principado de	820,033	3.8
Balears, Illes	73,761	0.3
Canarias	54,552	0.3
Cantabria	486,755	2.3
Castilla y León	1,380,547	6.4
Castilla-La Mancha	676,744	3.1
Cataluña	4,533,998	21.0
Comunitat Valenciana	1,701,001	7.9
Extremadura	214,484	1.0
Galicia	1,045,235	4.9
Madrid, Comunidad de	1,315,841	6.1
Murcia, Región de	759,117	3.5
Navarra, Comunidad Foral de	1,115,736	5.2
País Vasco	4,915,622	22.8
Rioja, La	324,393	1.5



AIPS-2014

## IT, electronic, optical and electrical products

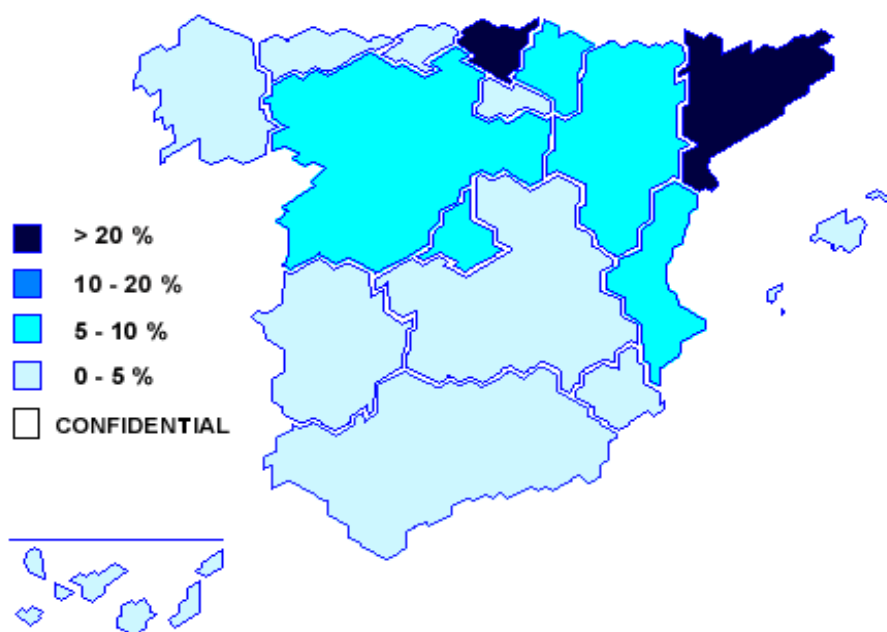
<b>CNAE_2009: 26-27</b>	<b>Thousand €</b>	<b>%</b>
<b>TOTAL</b>	<b>12,475,672</b>	<b>100.0</b>
Andalucía	1,051,154	8.4
Aragón	1,514,633	12.1
Asturias, Principado de	83,753	0.7
Balears, Illes	759	0.0
Canarias	6,207	0.0
Cantabria	246,401	2.0
Castilla y León	586,157	4.7
Castilla-La Mancha	519,610	4.2
Cataluña	2,906,530	23.3
Comunitat Valenciana	797,558	6.4
Extremadura	13,980	0.1
Galicia	457,234	3.7
Madrid, Comunidad de	1,469,878	11.8
Murcia, Región de	212,547	1.7
Navarra, Comunidad Foral de	603,106	4.8
País Vasco	1,981,373	15.9
Rioja, La	24,793	0.2



AIPS-2014

## Machinery and equipment

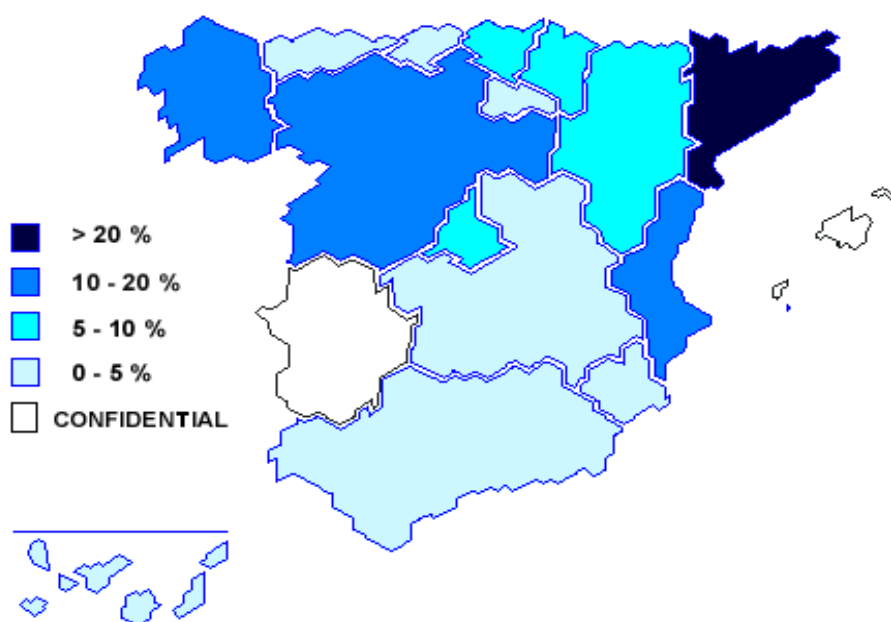
<b>CNAE_2009: 28</b>	<b>Thousand €</b>	<b>%</b>
<b>TOTAL</b>	<b>14,360,707</b>	<b>100.0</b>
Andalucía	459,806	3.2
Aragón	1,020,854	7.1
Asturias, Principado de	268,510	1.9
Balears, Illes	16,844	0.1
Canarias	414	0.0
Cantabria	156,965	1.1
Castilla y León	940,301	6.5
Castilla-La Mancha	343,973	2.4
Cataluña	3,662,143	25.5
Comunitat Valenciana	916,178	6.4
Extremadura	101,358	0.7
Galicia	570,594	4.0
Madrid, Comunidad de	1,039,139	7.2
Murcia, Región de	173,379	1.2
Navarra, Comunidad Foral de	928,441	6.5
País Vasco	3,699,890	25.8
Rioja, La	61,917	0.4



AIPS-2014

## Transport equipment

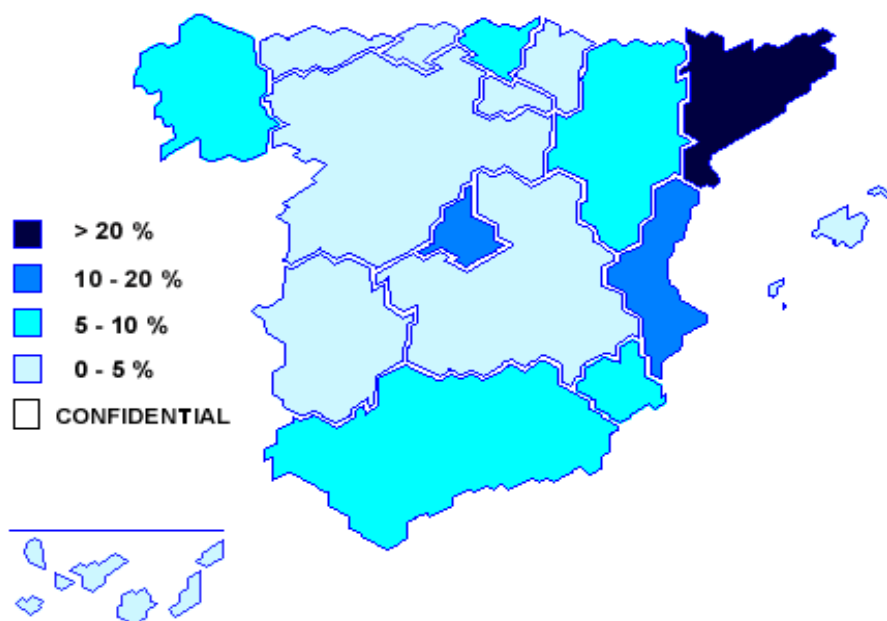
<b>CNAE_2009: 29-30</b>	<b>Thousand €</b>	<b>%</b>
<b>TOTAL</b>	<b>53,413,193</b>	<b>100.0</b>
Andalucía	1,799,370	3.4
Aragón	4,779,086	8.9
Asturias, Principado de	405,375	0.8
Balears, Illes	---	---
Canarias	1,284	0.0
Cantabria	550,572	1.0
Castilla y León	6,465,157	12.1
Castilla-La Mancha	695,580	1.3
Cataluña	12,796,558	24.0
Comunitat valenciana	5,399,478	10.1
Extremadura	---	---
Galicia	5,774,347	10.8
Madrid, Comunidad de	4,876,661	9.1
Murcia, Región de	110,936	0.2
Navarra, Comunidad Foral de	4,703,279	8.8
País Vasco	4,897,202	9.2
Rioja, La	146,962	0.3



AIPS-2014

## Furniture and other manufacturing industries

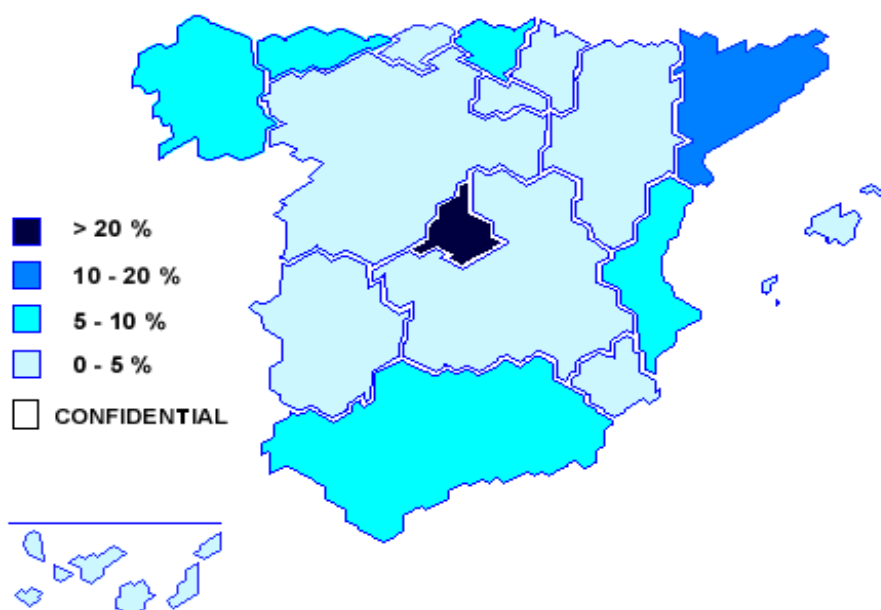
<b>CNAE_2009: 31-32</b>	<b>Thousand €</b>	<b>%</b>
<b>TOTAL</b>	<b>5,891,735</b>	<b>100.0</b>
Andalucía	536,484	9.1
Aragón	531,970	9.0
Asturias, Principado de	23,115	0.4
Balears, Illes	69,116	1.2
Canarias	34,846	0.6
Cantabria	12,513	0.2
Castilla y León	96,860	1.6
Castilla-La Mancha	270,413	4.6
Cataluña	1,334,517	22.7
Comunitat Valenciana	978,282	16.6
Extremadura	68,521	1.2
Galicia	337,298	5.7
Madrid, Comunidad de	793,037	13.5
Murcia, Región de	309,500	5.3
Navarra, Comunidad Foral de	81,716	1.4
País Vasco	319,709	5.4
Rioja, La	93,838	1.6



AIPS-2014

## Repair and installation of machinery and equipment

CNAE_2009: 33	Thousand €	%
<b>TOTAL</b>	<b>9,277,303</b>	<b>100.0</b>
Andalucía	777,704	8.4
Aragón	351,334	3.8
Asturias, Principado de	466,247	5.0
Balears, Illes	161,393	1.7
Canarias	258,421	2.8
Cantabria	134,323	1.4
Castilla y León	370,529	4.0
Castilla-La Mancha	284,468	3.1
Cataluña	1,639,894	17.7
Comunitat Valenciana	595,389	6.4
Extremadura	33,169	0.4
Galicia	701,971	7.6
Madrid, Comunidad de	2,367,291	25.5
Murcia, Región de	183,433	2.0
Navarra, Comunidad Foral de	139,691	1.5
País Vasco	777,052	8.4
Rioja, La	34,994	0.4





AIPS-2014

## Electrical energy, gas and steam

CNAE_2009: 35	Thousand €	%
<b>TOTAL</b>	<b>16,991,521</b>	<b>100.0</b>
Andalucía	2,502,897	14.7
Aragón	662,060	3.9
Asturias, Principado de	929,090	5.5
Balears, Illes	302,431	1.8
Canarias	1,627,439	9.6
Cantabria	120,683	0.7
Castilla y León	1,837,342	10.8
Castilla-La Mancha	1,606,053	9.5
Cataluña	1,832,681	10.8
Comunitat Valenciana	1,563,693	9.2
Extremadura	1,222,535	7.2
Galicia	1,468,760	8.6
Madrid, Comunidad de	147,753	0.9
Murcia, Región de	311,403	1.8
Navarra, Comunidad Foral de	319,709	1.9
País Vasco	455,694	2.7
Rioja, La	81,296	0.5

