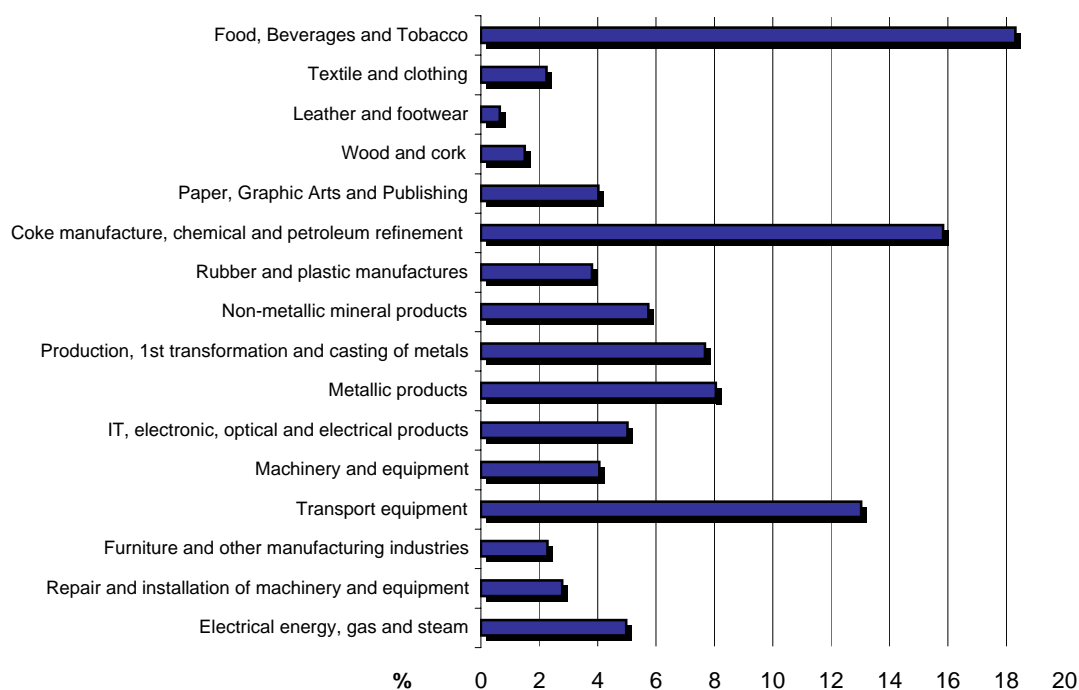


AIPS-2008

National Total

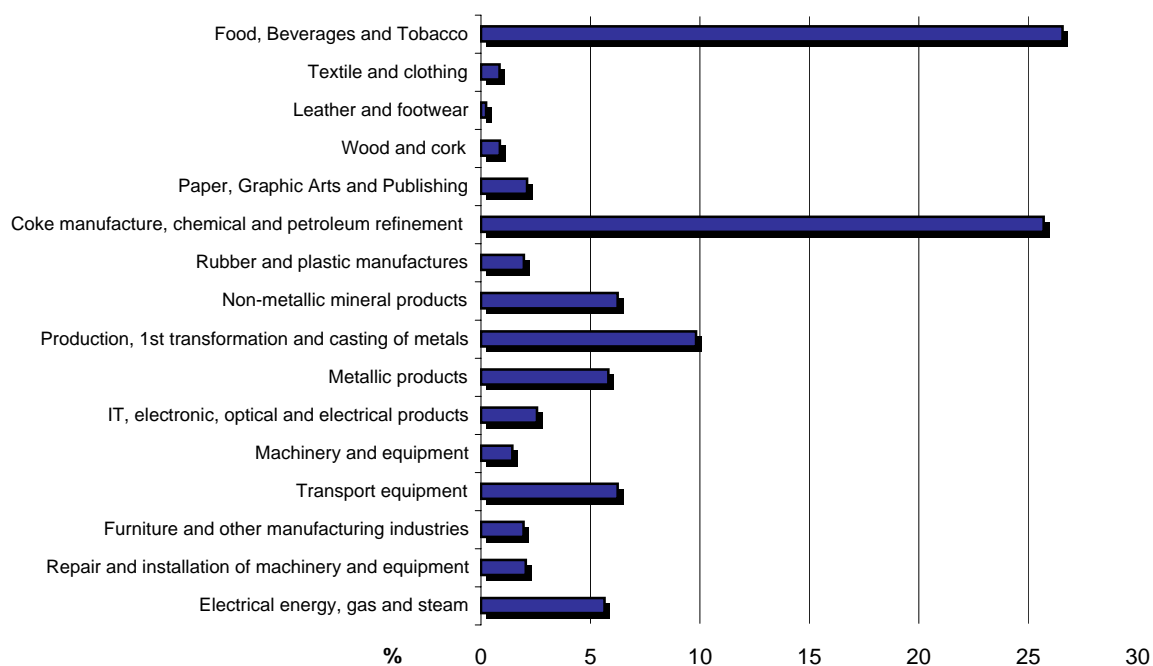
CNAE-2009		Miles de €	%
	TOTAL	431,191,083	100.0
10-11-12	Food, Beverages and Tobacco	78,961,960	18.3
13-14	Textile and clothing	9,690,020	2.3
15	Leather and footwear	2,808,551	0.7
16	Wood and cork	6,470,432	1.5
17-18	Paper, Graphic Arts and Publishing	17,323,192	4.0
19-20-21	Coke manufacture, chemical and petroleum refinement	68,242,465	15.8
22	Rubber and plastic manufactures	16,446,101	3.8
23	Non-metallic mineral products	24,765,745	5.7
24	Production, 1st transformation and casting of metals	33,060,025	7.7
25	Metallic products	34,707,910	8.1
26-27	IT, electronic, optical and electrical products	21,647,929	5.0
28	Machinery and equipment	17,519,280	4.1
29-30	Transport equipment	56,172,980	13.0
31-32	Furniture and other manufacturing industries	9,851,698	2.3
33	Repair and installation of machinery and	12,030,739	2.8
35	Electrical energy, gas and steam	21,492,056	5.0



AIPS-2008

Andalucía

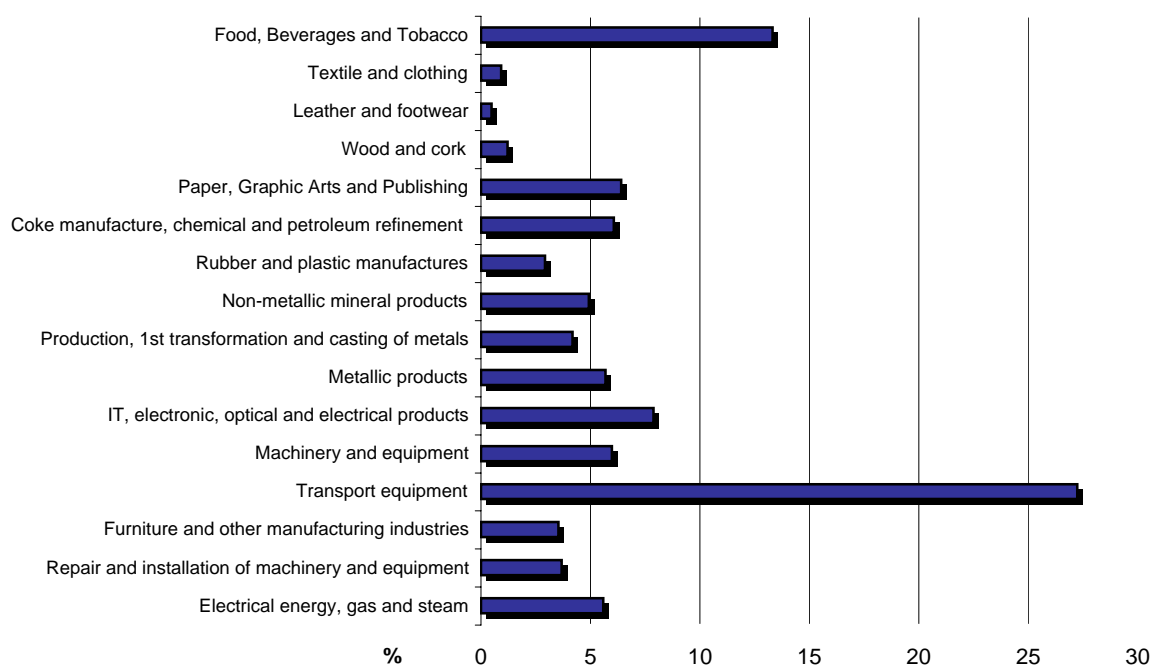
C.N.A.E-2009		Miles de €	%
	TOTAL	48,473,735	100.0
10-11-12	Food, Beverages and Tobacco	12,878,529	26.6
13-14	Textile and clothing	413,794	0.9
15	Leather and footwear	114,386	0.2
16	Wood and cork	415,383	0.9
17-18	Paper, Graphic Arts and Publishing	1,022,549	2.1
19-20-21	Coke manufacture, chemical and petroleum refinement	12,457,172	25.7
22	Rubber and plastic manufactures	950,702	2.0
23	Non-metallic mineral products	3,023,135	6.2
24	Production, 1st transformation and casting of metals	4,759,370	9.8
25	Metallic products	2,819,763	5.8
26-27	IT, electronic, optical and electrical products	1,240,381	2.6
28	Machinery and equipment	693,116	1.4
29-30	Transport equipment	3,022,364	6.2
31-32	Furniture and other manufacturing industries	944,597	2.0
33	Repair and installation of machinery and	986,572	2.0
35	Electrical energy, gas and steam	2,731,922	5.6



AIPS-2008

Aragón

C.N.A.E-2009		Miles de €	%
TOTAL		20,483,910	100.0
10-11-12	Food, Beverages and Tobacco	2,728,079	13.3
13-14	Textile and clothing	188,241	0.9
15	Leather and footwear	98,397	0.5
16	Wood and cork	246,949	1.2
17-18	Paper, Graphic Arts and Publishing	1,310,957	6.4
19-20-21	Coke manufacture, chemical and petroleum refinement	1,242,142	6.1
22	Rubber and plastic manufactures	598,772	2.9
23	Non-metallic mineral products	1,010,834	4.9
24	Production, 1st transformation and casting of metals	855,352	4.2
25	Metallic products	1,164,348	5.7
26-27	IT, electronic, optical and electrical products	1,614,772	7.9
28	Machinery and equipment	1,224,592	6.0
29-30	Transport equipment	5,577,847	27.2
31-32	Furniture and other manufacturing industries	724,597	3.5
33	Repair and installation of machinery and	753,699	3.7
35	Electrical energy, gas and steam	1,144,332	5.6

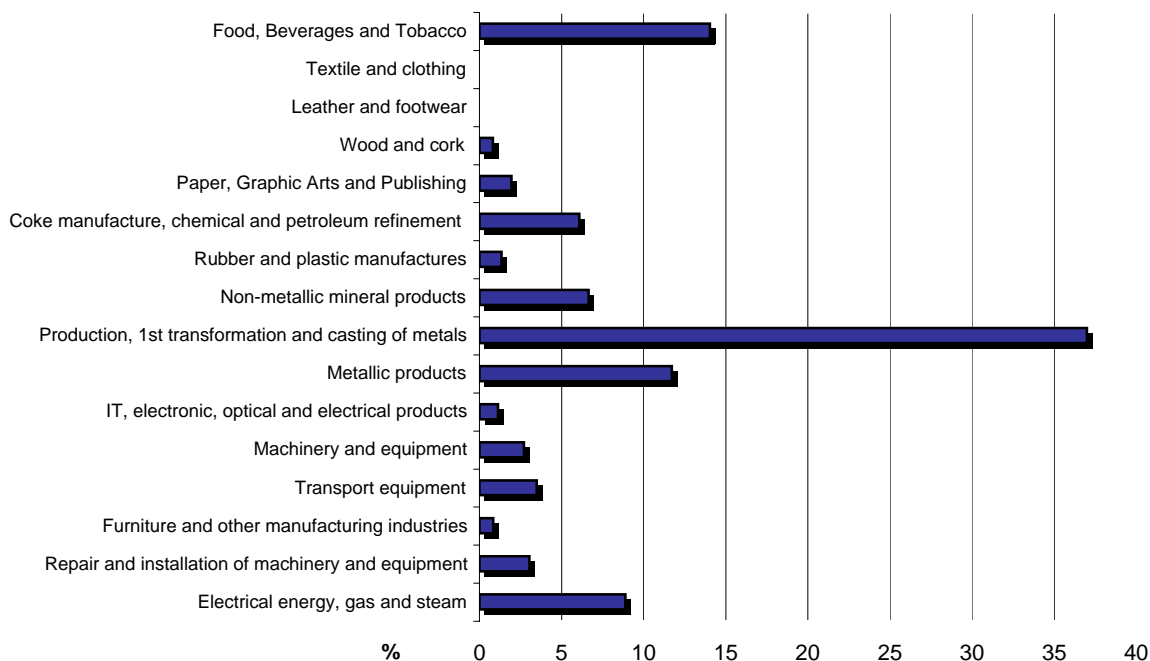


AIPS-2008

Asturias (Principado de)

C.N.A.E-2009		Miles de €	%
	TOTAL	11,404,811	100.0
10-11-12	Food, Beverages and Tobacco	1,601,697	14.0
13-14	Textile and clothing	---	---
15	Leather and footwear	---	---
16	Wood and cork	93,152	0.8
17-18	Paper, Graphic Arts and Publishing	222,874	2.0
19-20-21	Coke manufacture, chemical and petroleum refinement	694,390	6.1
22	Rubber and plastic manufactures	153,147	1.3
23	Non-metallic mineral products	756,782	6.6
24	Production, 1st transformation and casting of metals	4,219,034	37.0
25	Metallic products	1,336,556	11.7
26-27	IT, electronic, optical and electrical products	130,313	1.1
28	Machinery and equipment	309,601	2.7
29-30	Transport equipment	396,903	3.5
31-32	Furniture and other manufacturing industries	95,137	0.8
33	Repair and installation of machinery and	346,383	3.0
35	Electrical energy, gas and steam	1,012,774	8.9

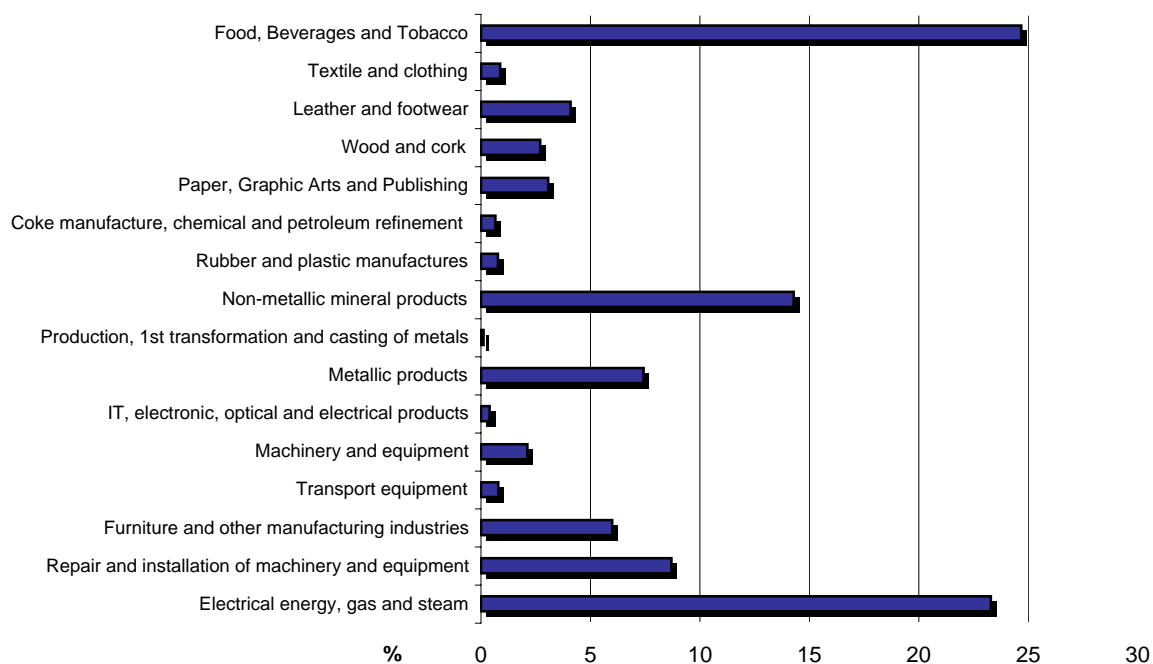
--- Data protected by statistical secrecy



AIPS-2008

Balears (Illes)

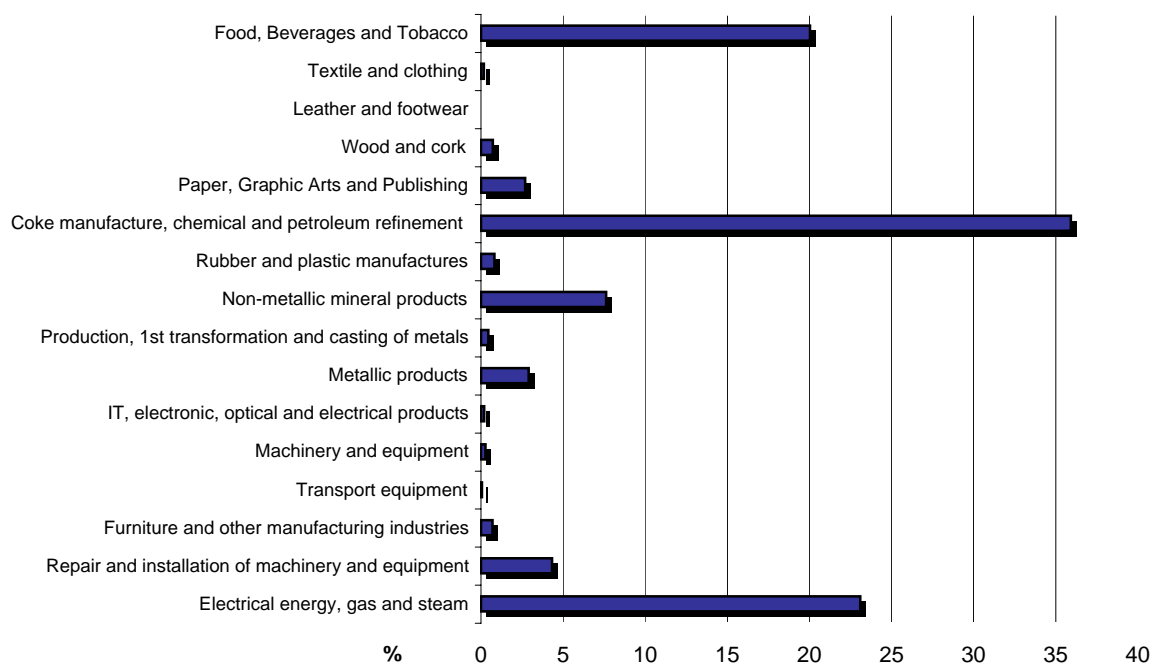
C.N.A.E-2009		Miles de €	%
	TOTAL	2,170,189	100.0
10-11-12	Food, Beverages and Tobacco	535,572	24.7
13-14	Textile and clothing	18,948	0.9
15	Leather and footwear	89,086	4.1
16	Wood and cork	58,818	2.7
17-18	Paper, Graphic Arts and Publishing	66,716	3.1
19-20-21	Coke manufacture, chemical and petroleum refinement	14,417	0.7
22	Rubber and plastic manufactures	16,684	0.8
23	Non-metallic mineral products	309,850	14.3
24	Production, 1st transformation and casting of metals	2,701	0.1
25	Metallic products	161,186	7.4
26-27	IT, electronic, optical and electrical products	8,661	0.4
28	Machinery and equipment	45,911	2.1
29-30	Transport equipment	17,249	0.8
31-32	Furniture and other manufacturing industries	130,256	6.0
33	Repair and installation of machinery and	188,746	8.7
35	Electrical energy, gas and steam	505,387	23.3



AIPS-2008

Canarias

C.N.A.E-2009		Miles de €	%
TOTAL		7,402,251	100.0
10-11-12	Food, Beverages and Tobacco	1,483,321	20.0
13-14	Textile and clothing	13,285	0.2
15	Leather and footwear	0	0.0
16	Wood and cork	53,649	0.7
17-18	Paper, Graphic Arts and Publishing	199,345	2.7
19-20-21	Coke manufacture, chemical and petroleum refinement	2,658,609	35.9
22	Rubber and plastic manufactures	60,195	0.8
23	Non-metallic mineral products	564,601	7.6
24	Production, 1st transformation and casting of metals	32,585	0.4
25	Metallic products	214,421	2.9
26-27	IT, electronic, optical and electrical products	14,121	0.2
28	Machinery and equipment	20,763	0.3
29-30	Transport equipment	3,986	0.1
31-32	Furniture and other manufacturing industries	52,611	0.7
33	Repair and installation of machinery and	320,762	4.3
35	Electrical energy, gas and steam	1,709,998	23.1

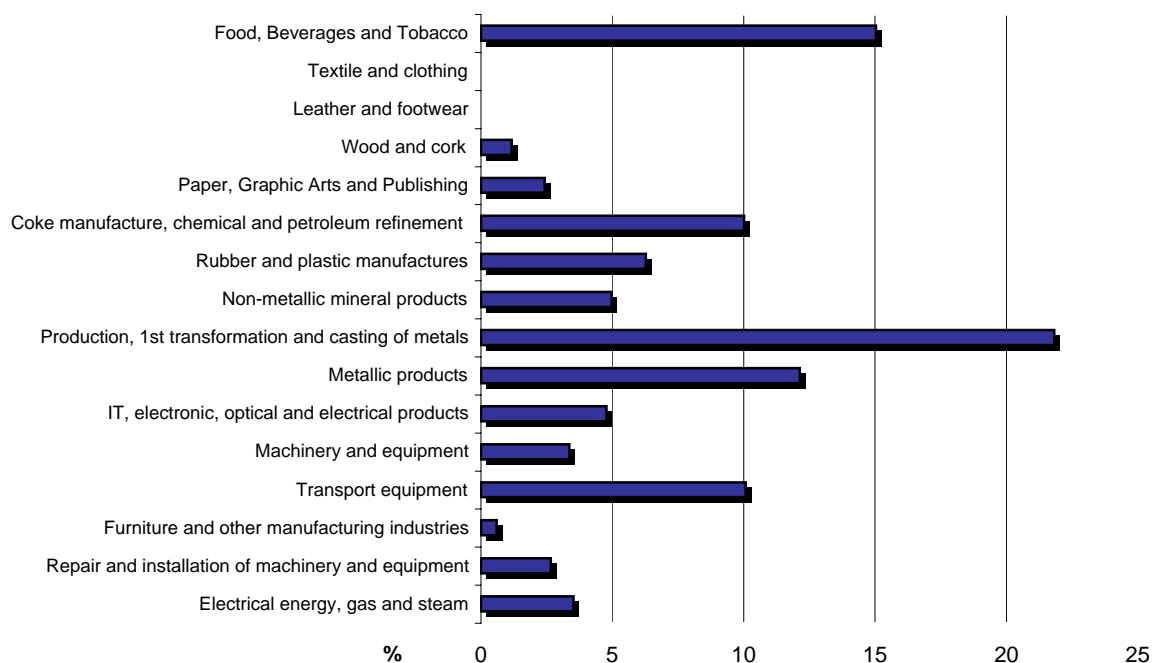


AIPS-2008

Cantabria

C.N.A.E-2009		Miles de €	%
TOTAL		6,316,521	100.0
10-11-12	Food, Beverages and Tobacco	949,930	15.0
13-14	Textile and clothing	---	---
15	Leather and footwear	---	---
16	Wood and cork	73,905	1.2
17-18	Paper, Graphic Arts and Publishing	153,176	2.4
19-20-21	Coke manufacture, chemical and petroleum refinement	632,257	10.0
22	Rubber and plastic manufactures	396,351	6.3
23	Non-metallic mineral products	314,191	5.0
24	Production, 1st transformation and casting of metals	1,378,154	21.8
25	Metallic products	766,947	12.1
26-27	IT, electronic, optical and electrical products	301,488	4.8
28	Machinery and equipment	212,099	3.4
29-30	Transport equipment	636,379	10.1
31-32	Furniture and other manufacturing industries	37,982	0.6
33	Repair and installation of machinery and	168,157	2.7
35	Electrical energy, gas and steam	222,452	3.5

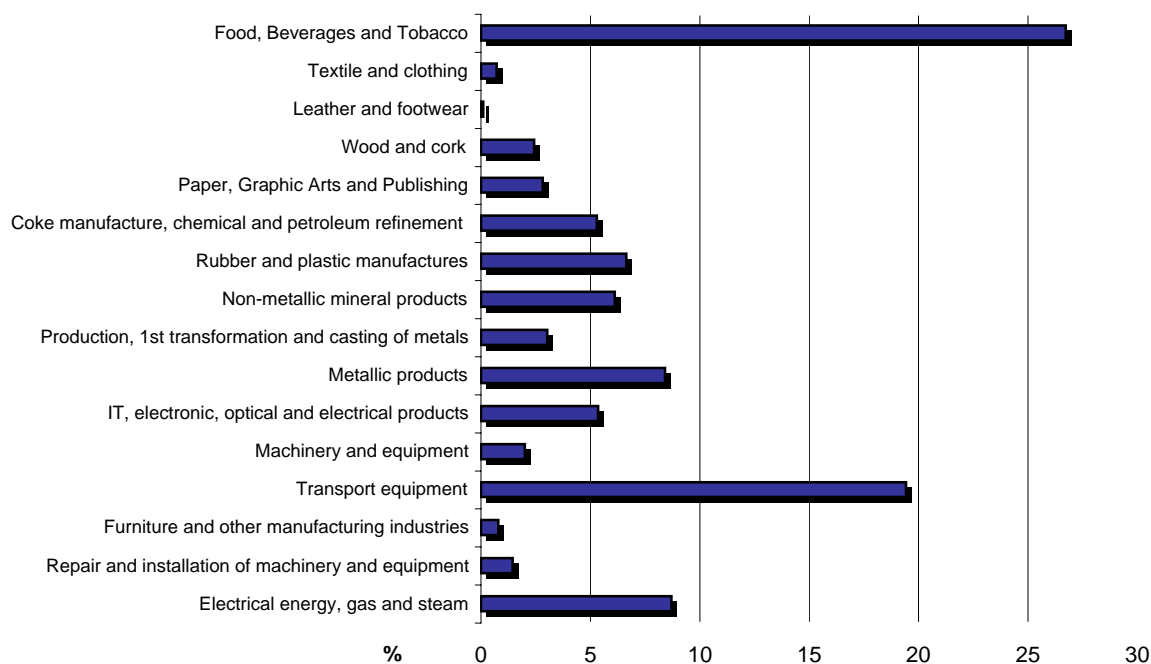
--- Data protected by statistical secrecy



AIPS-2008

Castilla y León

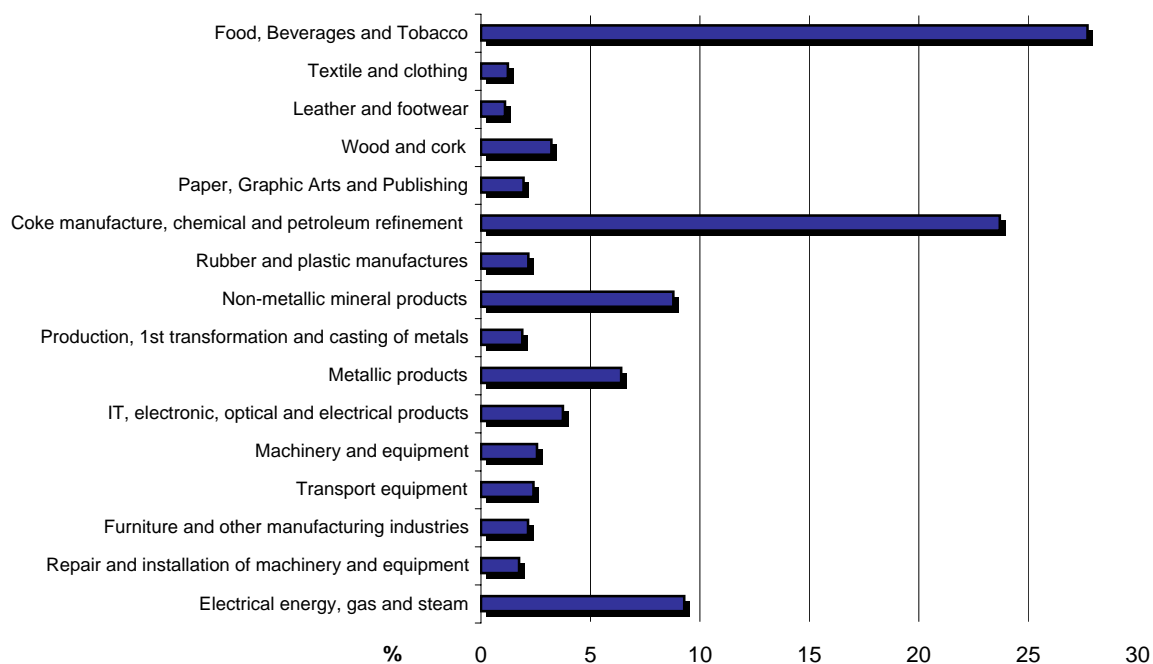
C.N.A.E-2009		Miles de €	%
TOTAL		27,823,124	100.0
10-11-12	Food, Beverages and Tobacco	7,434,855	26.7
13-14	Textile and clothing	198,629	0.7
15	Leather and footwear	28,194	0.1
16	Wood and cork	676,167	2.4
17-18	Paper, Graphic Arts and Publishing	787,529	2.8
19-20-21	Coke manufacture, chemical and petroleum refinement	1,474,484	5.3
22	Rubber and plastic manufactures	1,846,271	6.6
23	Non-metallic mineral products	1,699,080	6.1
24	Production, 1st transformation and casting of metals	842,279	3.0
25	Metallic products	2,339,968	8.4
26-27	IT, electronic, optical and electrical products	1,487,521	5.4
28	Machinery and equipment	557,683	2.0
29-30	Transport equipment	5,406,234	19.4
31-32	Furniture and other manufacturing industries	220,540	0.8
33	Repair and installation of machinery and	402,771	1.5
35	Electrical energy, gas and steam	2,420,922	8.7



AIPS-2008

Castilla-La Mancha

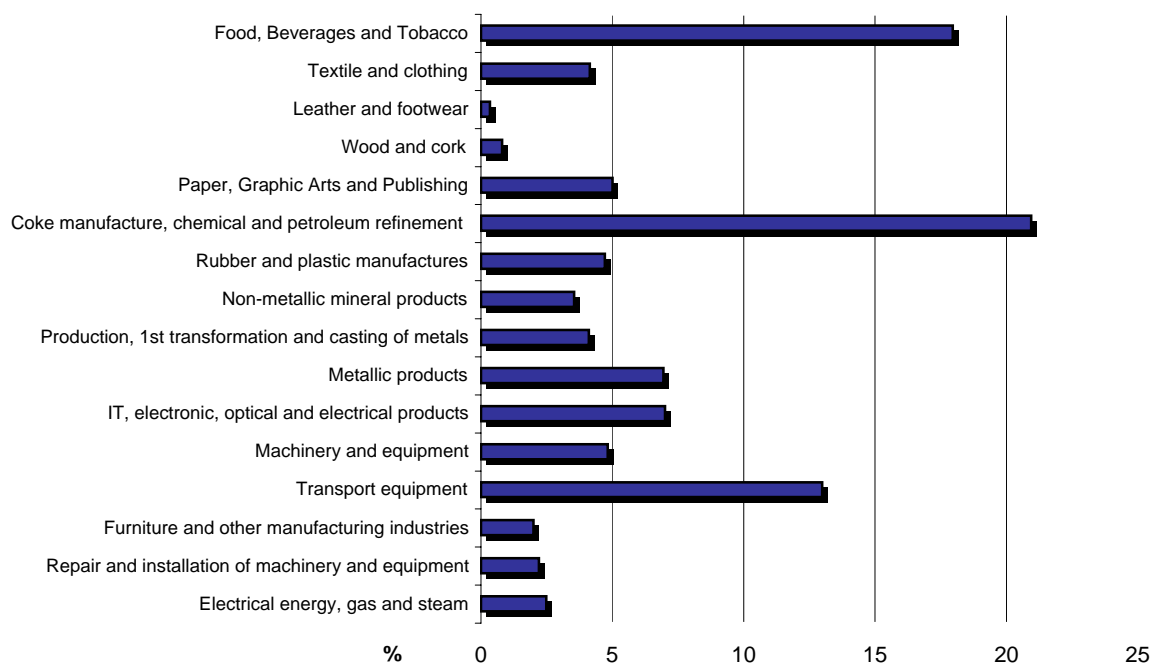
C.N.A.E-2009		Miles de €	%
TOTAL		20,658,432	100.0
10-11-12	Food, Beverages and Tobacco	5,724,561	27.7
13-14	Textile and clothing	253,485	1.2
15	Leather and footwear	227,151	1.1
16	Wood and cork	664,469	3.2
17-18	Paper, Graphic Arts and Publishing	400,085	1.9
19-20-21	Coke manufacture, chemical and petroleum refinement	4,896,595	23.7
22	Rubber and plastic manufactures	448,815	2.2
23	Non-metallic mineral products	1,813,147	8.8
24	Production, 1st transformation and casting of metals	387,882	1.9
25	Metallic products	1,321,707	6.4
26-27	IT, electronic, optical and electrical products	773,065	3.7
28	Machinery and equipment	529,035	2.6
29-30	Transport equipment	495,730	2.4
31-32	Furniture and other manufacturing industries	445,152	2.2
33	Repair and installation of machinery and	359,934	1.7
35	Electrical energy, gas and steam	1,917,619	9.3



AIPS-2008

Cataluña

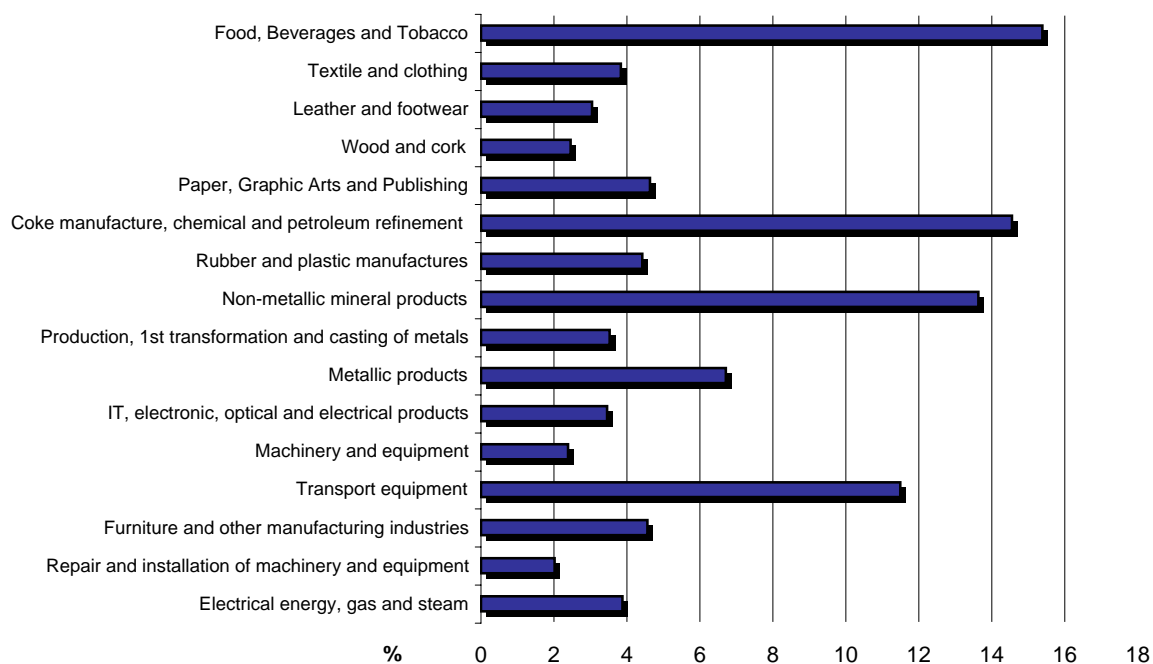
C.N.A.E-2009		Miles de €	%
	TOTAL	97,222,638	100.0
10-11-12	Food, Beverages and Tobacco	17,457,194	18.0
13-14	Textile and clothing	4,029,457	4.1
15	Leather and footwear	328,995	0.3
16	Wood and cork	789,769	0.8
17-18	Paper, Graphic Arts and Publishing	4,868,037	5.0
19-20-21	Coke manufacture, chemical and petroleum refinement	20,356,007	20.9
22	Rubber and plastic manufactures	4,575,417	4.7
23	Non-metallic mineral products	3,438,459	3.5
24	Production, 1st transformation and casting of metals	3,983,562	4.1
25	Metallic products	6,745,140	6.9
26-27	IT, electronic, optical and electrical products	6,814,426	7.0
28	Machinery and equipment	4,699,003	4.8
29-30	Transport equipment	12,633,563	13.0
31-32	Furniture and other manufacturing industries	1,943,399	2.0
33	Repair and installation of machinery and	2,137,343	2.2
35	Electrical energy, gas and steam	2,422,866	2.5



AIPS-2008

Comunitat Valenciana

C.N.A.E-2009		Miles de €	%
	TOTAL	43,422,497	100.0
10-11-12	Food, Beverages and Tobacco	6,683,056	15.4
13-14	Textile and clothing	1,665,157	3.8
15	Leather and footwear	1,319,720	3.0
16	Wood and cork	1,070,078	2.5
17-18	Paper, Graphic Arts and Publishing	2,012,047	4.6
19-20-21	Coke manufacture, chemical and petroleum refinement	6,316,375	14.6
22	Rubber and plastic manufactures	1,921,041	4.4
23	Non-metallic mineral products	5,918,650	13.6
24	Production, 1st transformation and casting of metals	1,531,470	3.5
25	Metallic products	2,914,665	6.7
26-27	IT, electronic, optical and electrical products	1,503,421	3.5
28	Machinery and equipment	1,039,530	2.4
29-30	Transport equipment	4,989,732	11.5
31-32	Furniture and other manufacturing industries	1,978,671	4.6
33	Repair and installation of machinery and	875,647	2.0
35	Electrical energy, gas and steam	1,683,237	3.9

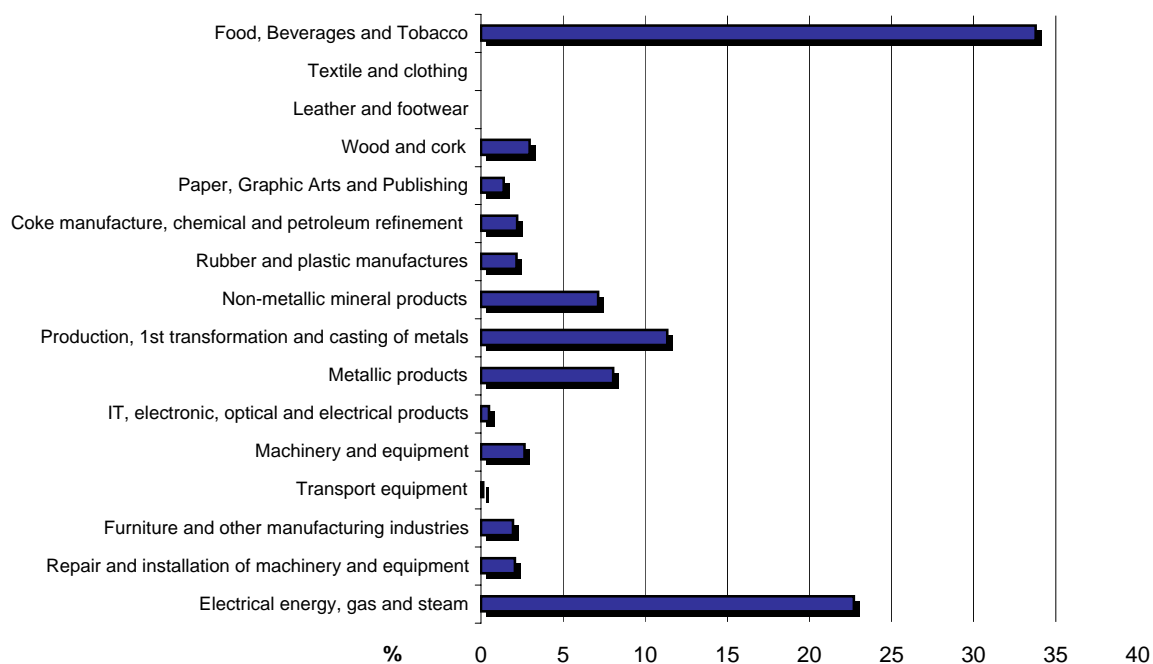


AIPS-2008

Extremadura

C.N.A.E-2009		Miles de €	%
	TOTAL	4,747,082	100.0
10-11-12	Food, Beverages and Tobacco	1,603,423	33.8
13-14	Textile and clothing	---	---
15	Leather and footwear	---	---
16	Wood and cork	140,921	3.0
17-18	Paper, Graphic Arts and Publishing	65,775	1.4
19-20-21	Coke manufacture, chemical and petroleum refinement	104,471	2.2
22	Rubber and plastic manufactures	102,804	2.2
23	Non-metallic mineral products	338,570	7.1
24	Production, 1st transformation and casting of metals	538,421	11.3
25	Metallic products	382,837	8.1
26-27	IT, electronic, optical and electrical products	23,239	0.5
28	Machinery and equipment	126,391	2.7
29-30	Transport equipment	6,221	0.1
31-32	Furniture and other manufacturing industries	92,436	2.0
33	Repair and installation of machinery and	98,479	2.1
35	Electrical energy, gas and steam	1,078,192	22.7

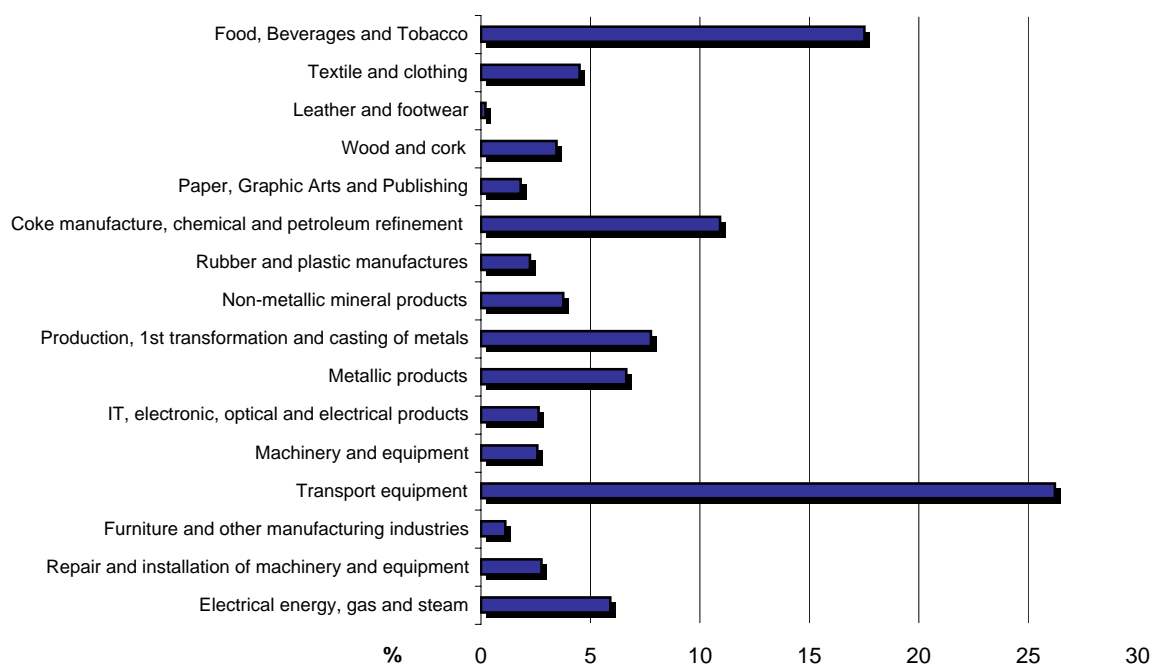
--- Data protected by statistical secrecy



AIPS-2008

Galicia

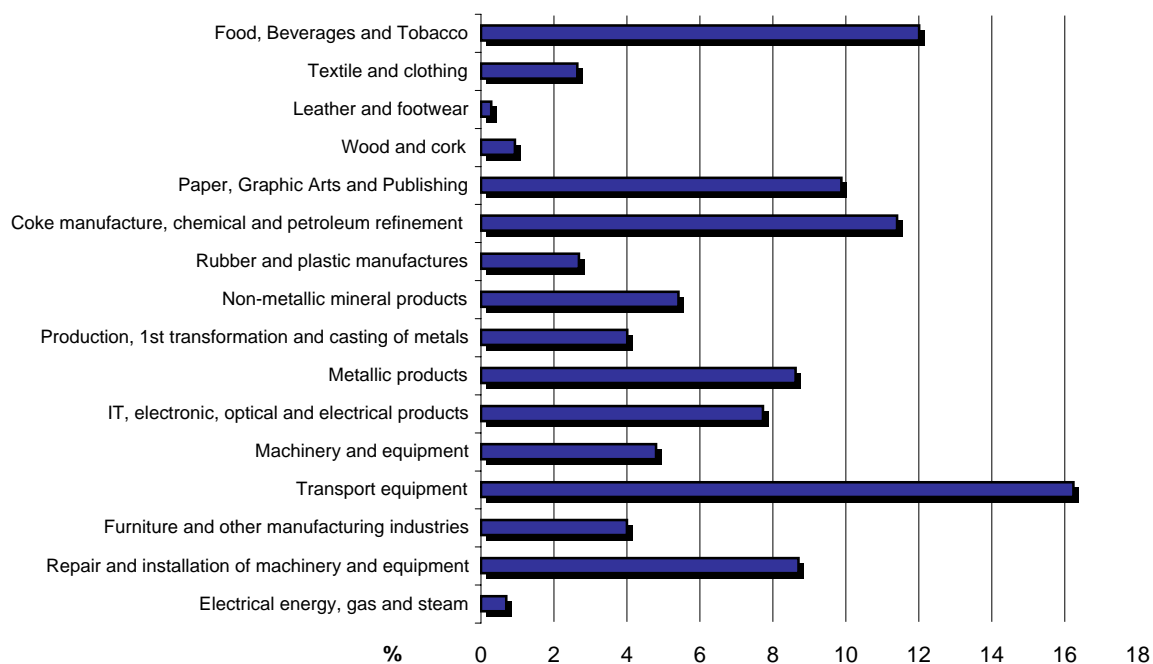
C.N.A.E-2009		Miles de €	%
TOTAL		32,093,065	100.0
10-11-12	Food, Beverages and Tobacco	5,624,090	17.5
13-14	Textile and clothing	1,444,395	4.5
15	Leather and footwear	64,833	0.2
16	Wood and cork	1,106,098	3.5
17-18	Paper, Graphic Arts and Publishing	581,772	1.8
19-20-21	Coke manufacture, chemical and petroleum refinement	3,503,179	10.9
22	Rubber and plastic manufactures	719,902	2.2
23	Non-metallic mineral products	1,208,040	3.8
24	Production, 1st transformation and casting of metals	2,490,289	7.8
25	Metallic products	2,132,270	6.6
26-27	IT, electronic, optical and electrical products	844,497	2.6
28	Machinery and equipment	825,331	2.6
29-30	Transport equipment	8,415,288	26.2
31-32	Furniture and other manufacturing industries	355,111	1.1
33	Repair and installation of machinery and	884,702	2.8
35	Electrical energy, gas and steam	1,893,269	5.9



AIPS-2008

Madrid (Comunidad de)

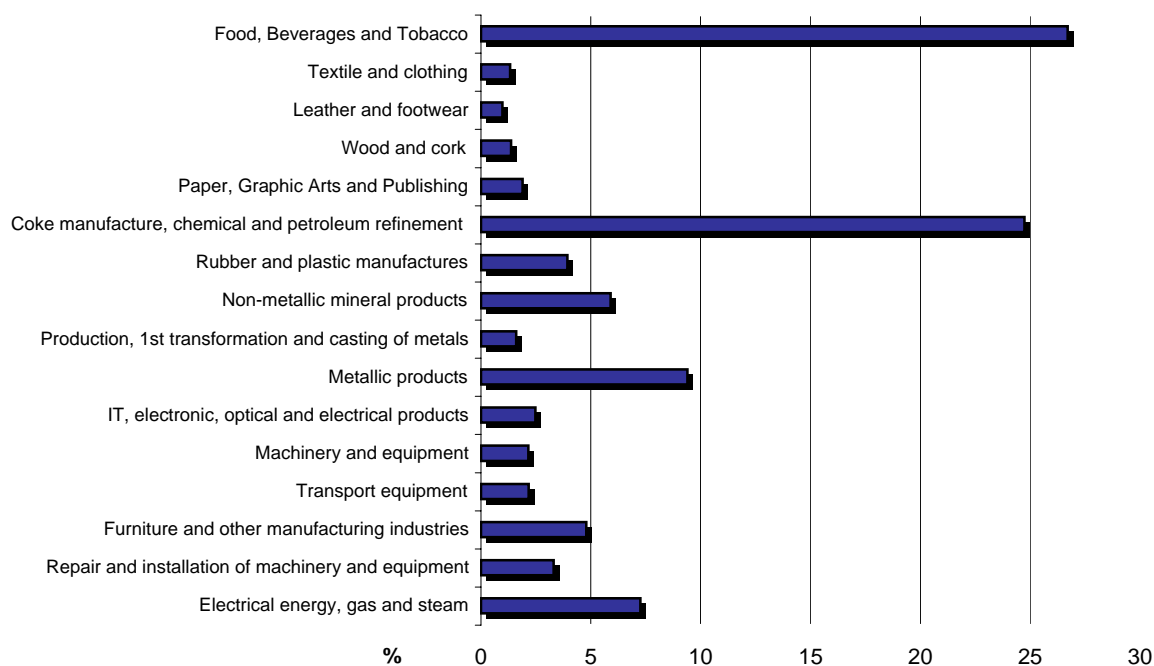
C.N.A.E-2009		Miles de €	%
	TOTAL	32,380,039	100.0
10-11-12	Food, Beverages and Tobacco	3,888,938	12.0
13-14	Textile and clothing	854,804	2.6
15	Leather and footwear	90,942	0.3
16	Wood and cork	301,657	0.9
17-18	Paper, Graphic Arts and Publishing	3,198,188	9.9
19-20-21	Coke manufacture, chemical and petroleum refinement	3,692,230	11.4
22	Rubber and plastic manufactures	866,202	2.7
23	Non-metallic mineral products	1,750,590	5.4
24	Production, 1st transformation and casting of metals	1,298,080	4.0
25	Metallic products	2,790,317	8.6
26-27	IT, electronic, optical and electrical products	2,503,414	7.7
28	Machinery and equipment	1,553,258	4.8
29-30	Transport equipment	5,257,000	16.2
31-32	Furniture and other manufacturing industries	1,296,542	4.0
33	Repair and installation of machinery and	2,815,788	8.7
35	Electrical energy, gas and steam	222,087	0.7



AIPS-2008

Murcia (Región de)

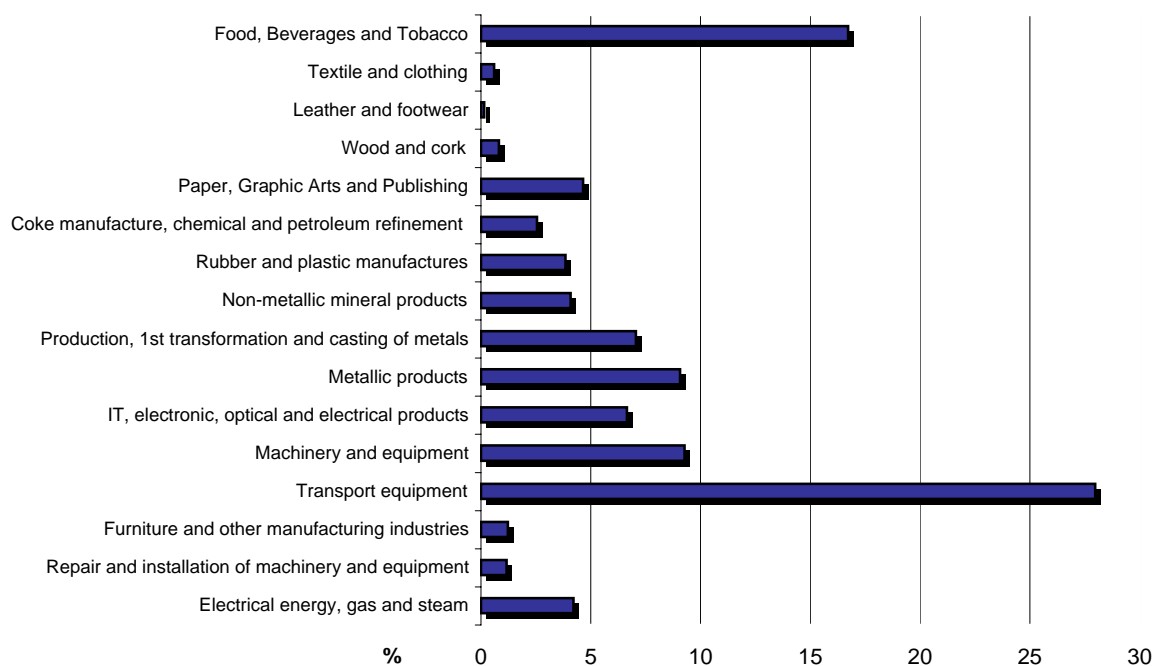
C.N.A.E-2009		Miles de €	%
	TOTAL	11,142,060	100.0
10-11-12	Food, Beverages and Tobacco	2,975,590	26.7
13-14	Textile and clothing	148,041	1.3
15	Leather and footwear	109,613	1.0
16	Wood and cork	152,176	1.4
17-18	Paper, Graphic Arts and Publishing	210,060	1.9
19-20-21	Coke manufacture, chemical and petroleum refinement	2,756,765	24.7
22	Rubber and plastic manufactures	437,671	3.9
23	Non-metallic mineral products	657,468	5.9
24	Production, 1st transformation and casting of metals	177,783	1.6
25	Metallic products	1,047,609	9.4
26-27	IT, electronic, optical and electrical products	274,882	2.5
28	Machinery and equipment	240,146	2.2
29-30	Transport equipment	242,154	2.2
31-32	Furniture and other manufacturing industries	534,648	4.8
33	Repair and installation of machinery and	368,771	3.3
35	Electrical energy, gas and steam	808,683	7.3



AIPS-2008

Navarra (Comunidad foral de)

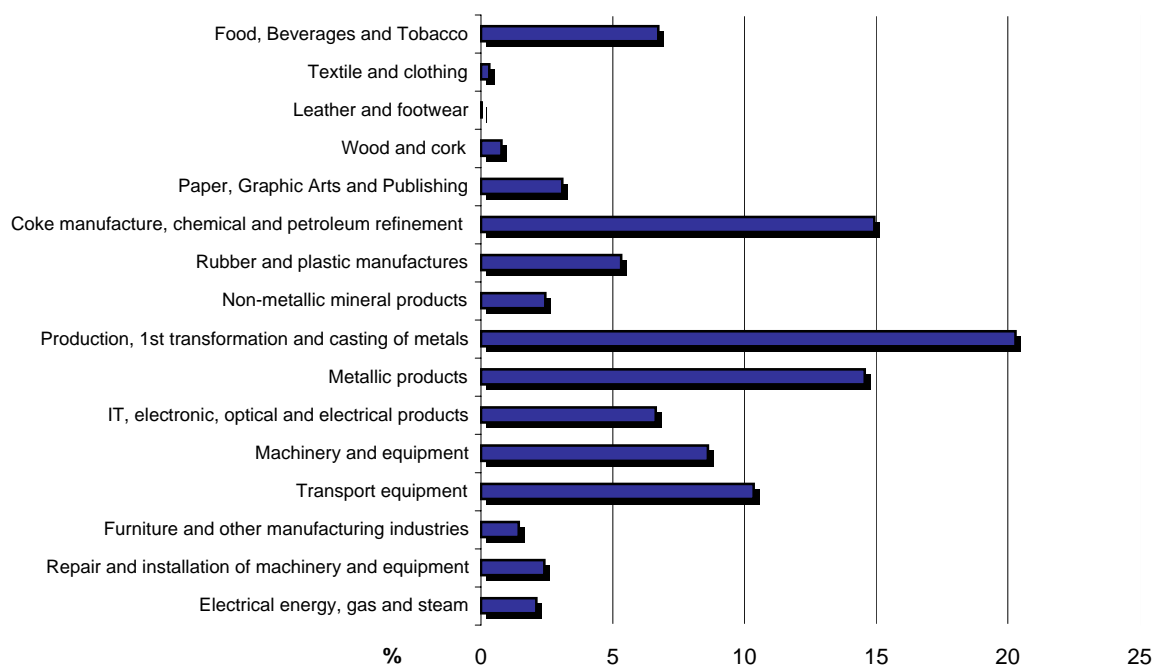
C.N.A.E-2009		Miles de €	%
	TOTAL	14,554,621	100.0
10-11-12	Food, Beverages and Tobacco	2,434,168	16.7
13-14	Textile and clothing	87,926	0.6
15	Leather and footwear	19,701	0.1
16	Wood and cork	119,493	0.8
17-18	Paper, Graphic Arts and Publishing	676,542	4.7
19-20-21	Coke manufacture, chemical and petroleum refinement	370,757	2.6
22	Rubber and plastic manufactures	560,077	3.9
23	Non-metallic mineral products	593,239	4.1
24	Production, 1st transformation and casting of metals	1,025,757	7.1
25	Metallic products	1,318,686	9.1
26-27	IT, electronic, optical and electrical products	966,363	6.6
28	Machinery and equipment	1,349,328	9.3
29-30	Transport equipment	4,070,718	28.0
31-32	Furniture and other manufacturing industries	178,946	1.2
33	Repair and installation of machinery and	168,226	1.2
35	Electrical energy, gas and steam	614,693	4.2



AIPS-2008

País Vasco

C.N.A.E-2009		Miles de €	%
	TOTAL	46,676,046	100.0
10-11-12	Food, Beverages and Tobacco	3,141,238	6.7
13-14	Textile and clothing	146,909	0.3
15	Leather and footwear	9,878	0.0
16	Wood and cork	363,496	0.8
17-18	Paper, Graphic Arts and Publishing	1,436,276	3.1
19-20-21	Coke manufacture, chemical and petroleum refinement	6,968,646	14.9
22	Rubber and plastic manufactures	2,485,052	5.3
23	Non-metallic mineral products	1,138,153	2.4
24	Production, 1st transformation and casting of metals	9,471,891	20.3
25	Metallic products	6,797,972	14.6
26-27	IT, electronic, optical and electrical products	3,096,850	6.6
28	Machinery and equipment	4,019,014	8.6
29-30	Transport equipment	4,828,971	10.4
31-32	Furniture and other manufacturing industries	668,937	1.4
33	Repair and installation of machinery and	1,120,789	2.4
35	Electrical energy, gas and steam	981,973	2.1



AIPS-2008

Rioja (La)

C.N.A.E-2009		Miles de €	%
TOTAL		4,220,062	100.0
10-11-12	Food, Beverages and Tobacco	1,817,720	43.1
13-14	Textile and clothing	73,973	1.8
15	Leather and footwear	306,606	7.3
16	Wood and cork	144,253	3.4
17-18	Paper, Graphic Arts and Publishing	111,264	2.6
19-20-21	Coke manufacture, chemical and petroleum refinement	103,969	2.5
22	Rubber and plastic manufactures	306,998	7.3
23	Non-metallic mineral products	230,959	5.5
24	Production, 1st transformation and casting of metals	65,416	1.6
25	Metallic products	453,516	10.8
26-27	IT, electronic, optical and electrical products	50,515	1.2
28	Machinery and equipment	74,479	1.8
29-30	Transport equipment	172,638	4.1
31-32	Furniture and other manufacturing industries	152,136	3.6
33	Repair and installation of machinery and	33,970	0.8
35	Electrical energy, gas and steam	121,650	2.9

