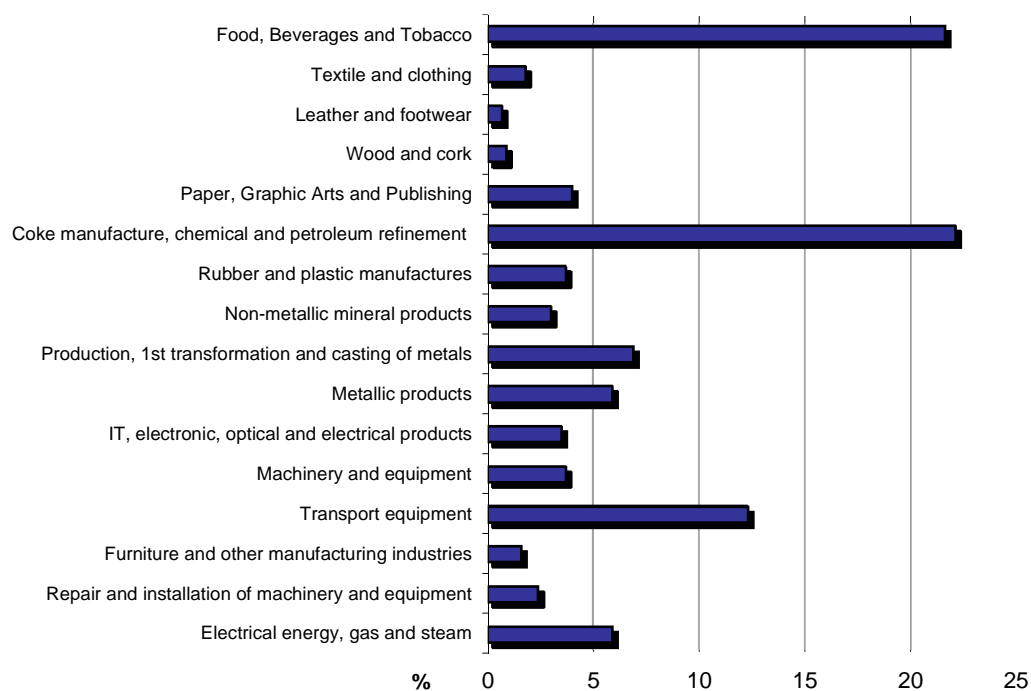


AIPS-2012 Final data

National total

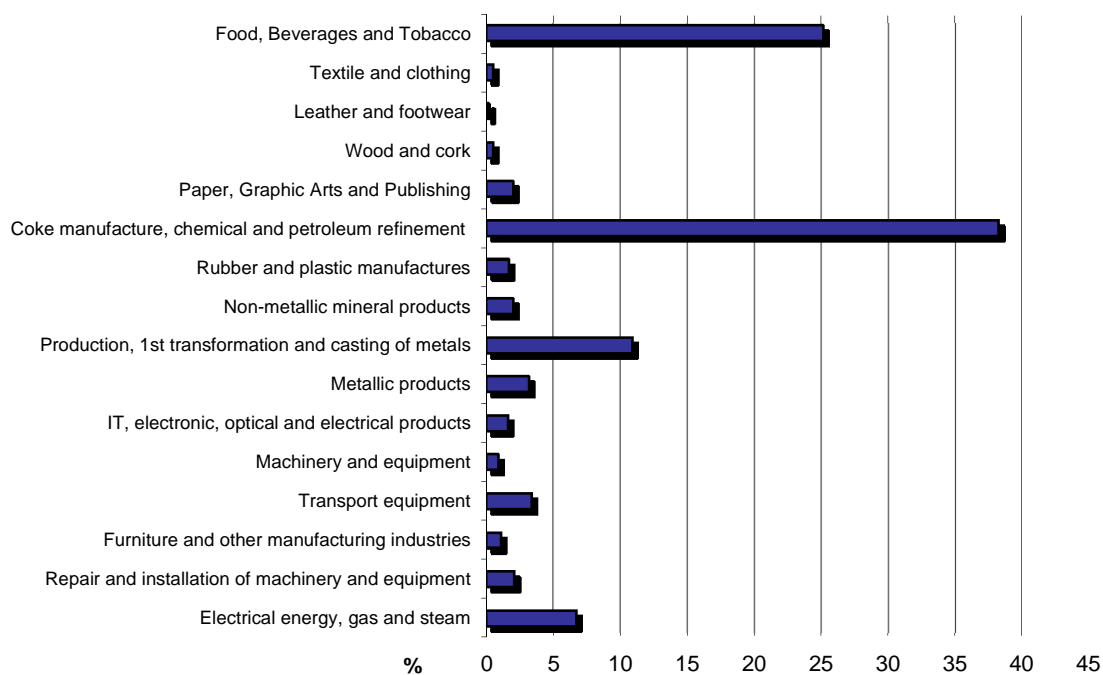
C.N.A.E-2009		Thousands of €	%
	TOTAL	377.318.578	100,0
10-11-12	Food, Beverages and Tobacco	81.321.556	21,6
13-14	Textile and clothing	6.716.637	1,8
15	Leather and footwear	2.758.136	0,7
16	Wood and cork	3.565.706	0,9
17-18	Paper, Graphic Arts and Publishing	15.077.105	4,0
19-20-21	Coke manufacture, chemical and petroleum refinement	83.482.086	22,1
22	Rubber and plastic manufactures	14.030.877	3,7
23	Non-metallic mineral products	11.460.813	3,0
24	Production, 1st transformation and casting of metals	25.998.845	6,9
25	Metallic products	22.088.415	5,9
26-27	IT, electronic, optical and electrical products	13.330.257	3,5
28	Machinery and equipment	13.830.171	3,7
29-30	Transport equipment	46.358.842	12,3
31-32	Furniture and other manufacturing industries	5.966.752	1,6
33	Repair and installation of machinery and	9.150.381	2,4
35	Electrical energy, gas and steam	22.182.000	5,9



AIPS-2012 Final data

Andalucía

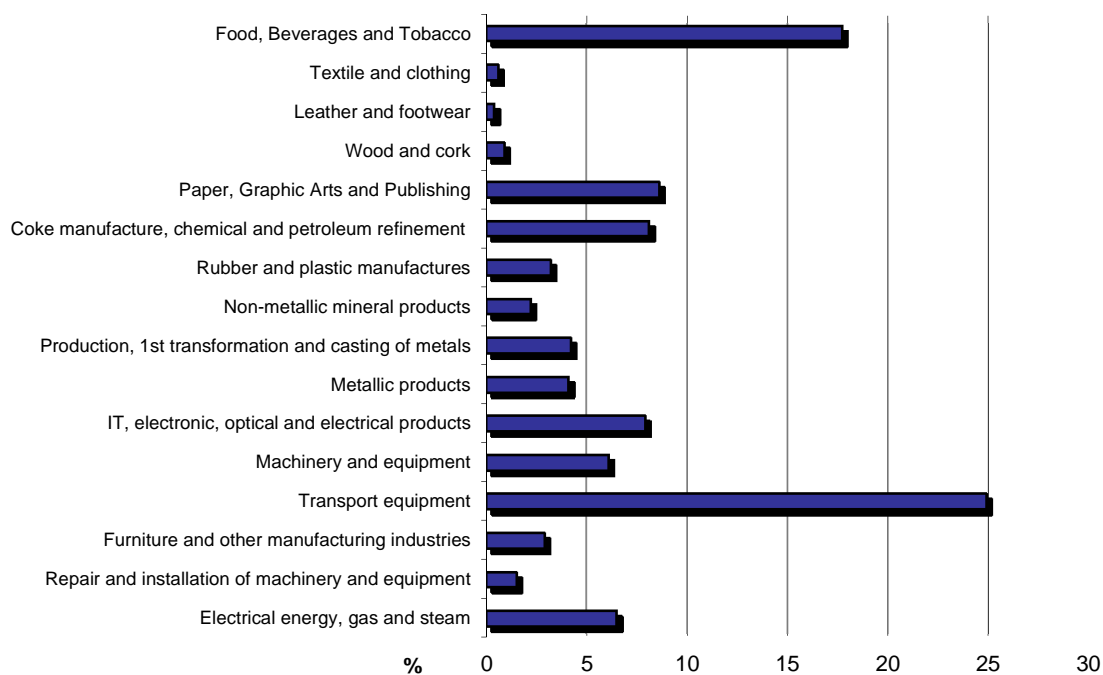
C.N.A.E-2009		Thousands of €	%
	TOTAL	48.171.391	100,0
10-11-12	Food, Beverages and Tobacco	12.076.026	25,1
13-14	Textile and clothing	239.029	0,5
15	Leather and footwear	111.586	0,2
16	Wood and cork	244.604	0,5
17-18	Paper, Graphic Arts and Publishing	940.074	2,0
19-20-21	Coke manufacture, chemical and petroleum refinement	18.403.070	38,2
22	Rubber and plastic manufactures	836.190	1,7
23	Non-metallic mineral products	946.731	2,0
24	Production, 1st transformation and casting of metals	5.248.254	10,9
25	Metallic products	1.550.690	3,2
26-27	IT, electronic, optical and electrical products	781.715	1,6
28	Machinery and equipment	436.301	0,9
29-30	Transport equipment	1.616.581	3,4
31-32	Furniture and other manufacturing industries	520.140	1,1
33	Repair and installation of machinery and	988.034	2,1
35	Electrical energy, gas and steam	3.232.365	6,7



AIPS-2012 Final data

Aragón

C.N.A.E-2009		Thousands of €	%
	TOTAL	17.285.722	100,0
10-11-12	Food, Beverages and Tobacco	3.055.339	17,7
13-14	Textile and clothing	107.325	0,6
15	Leather and footwear	74.602	0,4
16	Wood and cork	151.946	0,9
17-18	Paper, Graphic Arts and Publishing	1.493.499	8,6
19-20-21	Coke manufacture, chemical and petroleum refinement	1.401.771	8,1
22	Rubber and plastic manufactures	552.251	3,2
23	Non-metallic mineral products	382.908	2,2
24	Production, 1st transformation and casting of metals	725.664	4,2
25	Metallic products	716.640	4,1
26-27	IT, electronic, optical and electrical products	1.370.247	7,9
28	Machinery and equipment	1.058.074	6,1
29-30	Transport equipment	4.301.925	24,9
31-32	Furniture and other manufacturing industries	507.655	2,9
33	Repair and installation of machinery and	261.723	1,5
35	Electrical energy, gas and steam	1.124.153	6,5

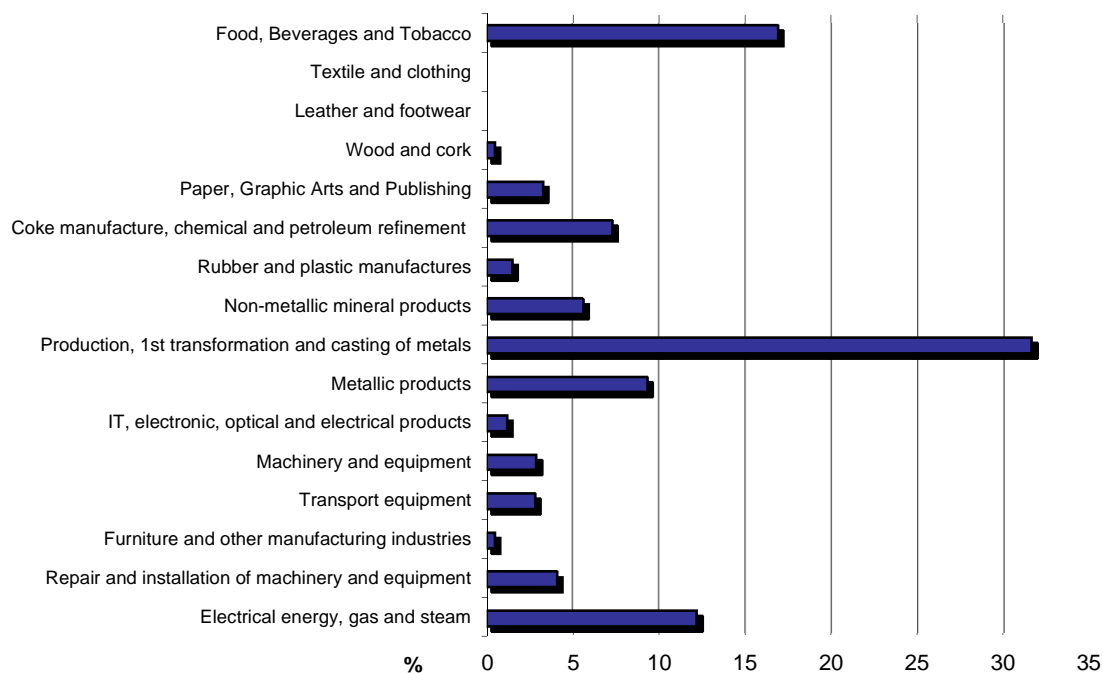


AIPS-2012 Final data

Asturias, Principado de

C.N.A.E-2009		Thousands of €	%
	TOTAL	8.671.268	100,0
10-11-12	Food, Beverages and Tobacco	1.466.322	16,9
13-14	Textile and clothing	---	---
15	Leather and footwear	---	---
16	Wood and cork	40.521	0,5
17-18	Paper, Graphic Arts and Publishing	287.755	3,3
19-20-21	Coke manufacture, chemical and petroleum refinement	631.523	7,3
22	Rubber and plastic manufactures	130.579	1,5
23	Non-metallic mineral products	482.048	5,6
24	Production, 1st transformation and casting of metals	2.742.841	31,6
25	Metallic products	805.487	9,3
26-27	IT, electronic, optical and electrical products	101.038	1,2
28	Machinery and equipment	250.185	2,9
29-30	Transport equipment	241.908	2,8
31-32	Furniture and other manufacturing industries	42.989	0,5
33	Repair and installation of machinery and	354.334	4,1
35	Electrical energy, gas and steam	1.055.553	12,2

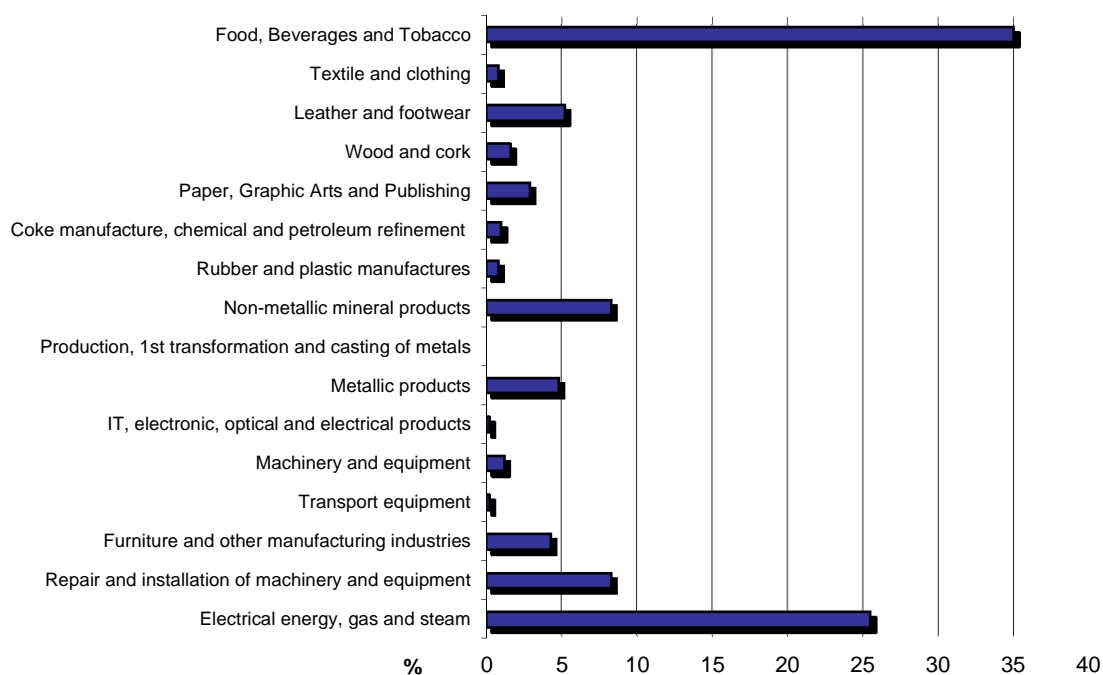
--- Data protected by statistical secrecy



AIPS-2012 Final data

Balears, Illes

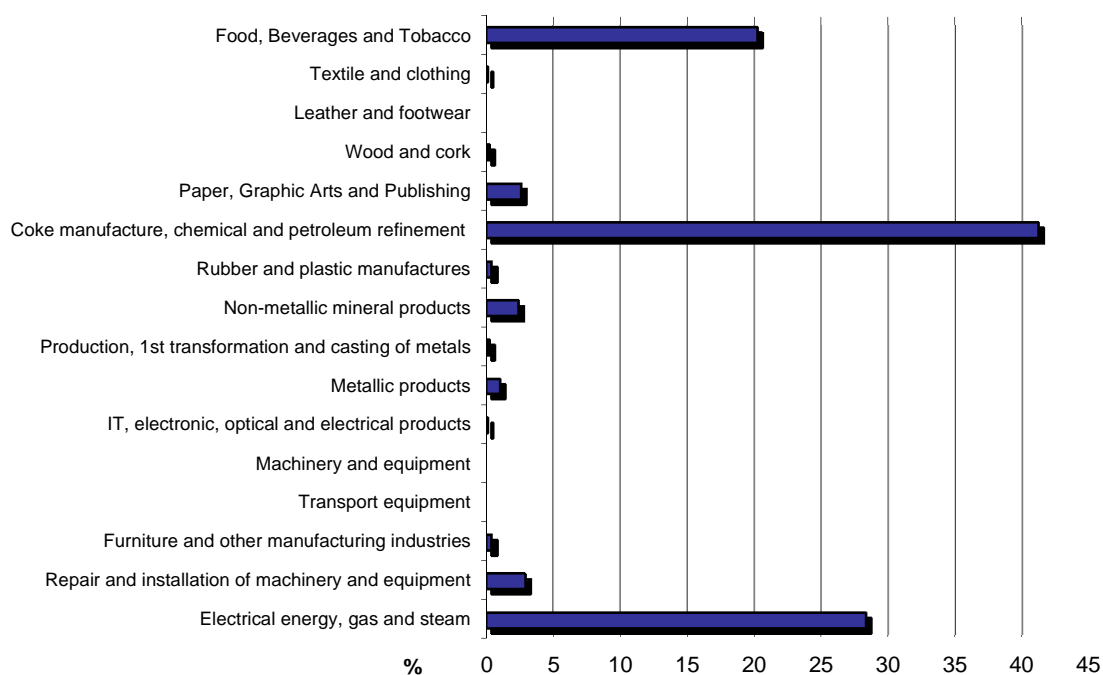
C.N.A.E-2009		Thousands of €	%
	TOTAL	1.458.704	100,0
10-11-12	Food, Beverages and Tobacco	509.924	35,0
13-14	Textile and clothing	11.104	0,8
15	Leather and footwear	76.171	5,2
16	Wood and cork	23.808	1,6
17-18	Paper, Graphic Arts and Publishing	41.618	2,9
19-20-21	Coke manufacture, chemical and petroleum refinement	14.180	1,0
22	Rubber and plastic manufactures	11.549	0,8
23	Non-metallic mineral products	121.387	8,3
24	Production, 1st transformation and casting of metals	708	0,0
25	Metallic products	69.298	4,8
26-27	IT, electronic, optical and electrical products	2.236	0,2
28	Machinery and equipment	17.620	1,2
29-30	Transport equipment	3.265	0,2
31-32	Furniture and other manufacturing industries	62.219	4,3
33	Repair and installation of machinery and	121.477	8,3
35	Electrical energy, gas and steam	372.139	25,5



AIPS-2012 Final data

Canarias

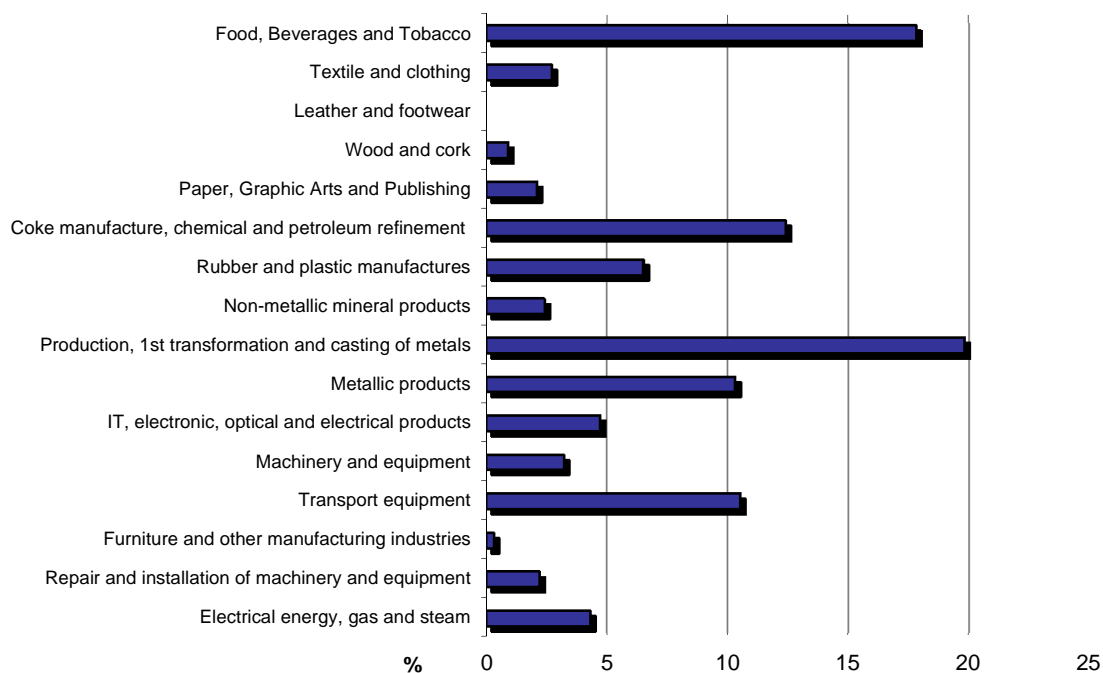
C.N.A.E-2009		Thousands of €	%
	TOTAL	7.107.190	100,0
10-11-12	Food, Beverages and Tobacco	1.437.551	20,2
13-14	Textile and clothing	8.454	0,1
15	Leather and footwear	0	0,0
16	Wood and cork	10.698	0,2
17-18	Paper, Graphic Arts and Publishing	186.411	2,6
19-20-21	Coke manufacture, chemical and petroleum refinement	2.926.184	41,2
22	Rubber and plastic manufactures	29.204	0,4
23	Non-metallic mineral products	167.304	2,4
24	Production, 1st transformation and casting of metals	13.138	0,2
25	Metallic products	71.014	1,0
26-27	IT, electronic, optical and electrical products	7.307	0,1
28	Machinery and equipment	2.231	0,0
29-30	Transport equipment	918	0,0
31-32	Furniture and other manufacturing industries	28.425	0,4
33	Repair and installation of machinery and	206.384	2,9
35	Electrical energy, gas and steam	2.011.966	28,3



AIPS-2012 Final data

Cantabria

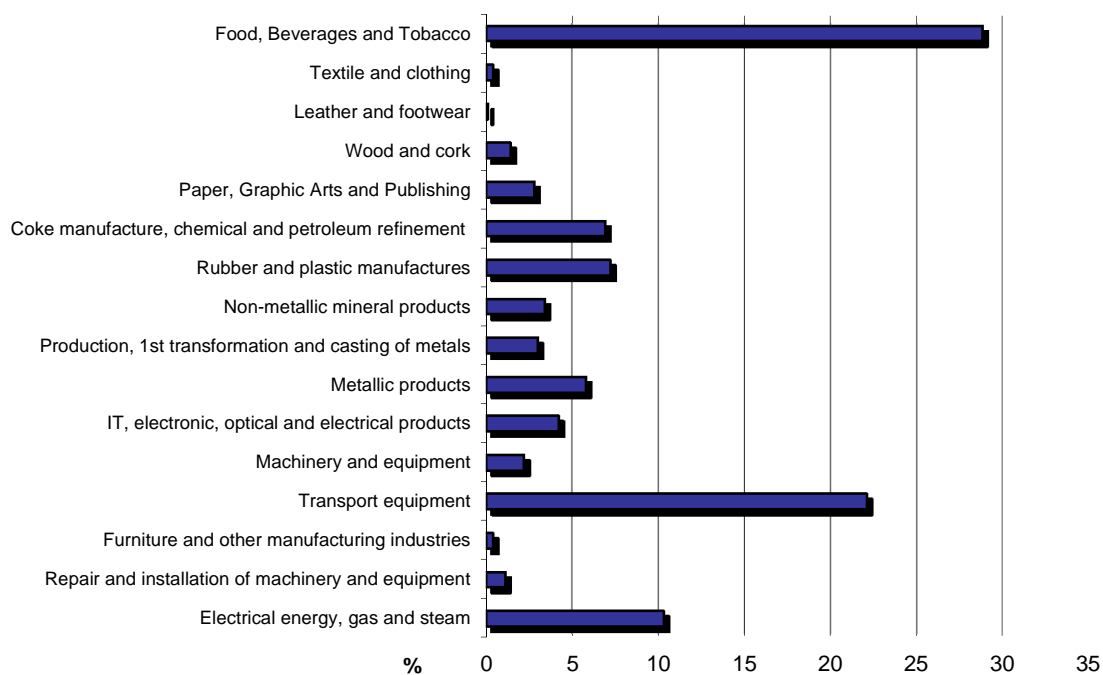
C.N.A.E-2009		Thousands of €	%
	TOTAL	5.372.695	100,0
10-11-12	Food, Beverages and Tobacco	958.626	17,8
13-14	Textile and clothing	144.595	2,7
15	Leather and footwear	0	0,0
16	Wood and cork	46.994	0,9
17-18	Paper, Graphic Arts and Publishing	114.843	2,1
19-20-21	Coke manufacture, chemical and petroleum refinement	664.306	12,4
22	Rubber and plastic manufactures	346.609	6,5
23	Non-metallic mineral products	130.807	2,4
24	Production, 1st transformation and casting of metals	1.061.398	19,8
25	Metallic products	554.770	10,3
26-27	IT, electronic, optical and electrical products	250.854	4,7
28	Machinery and equipment	169.360	3,2
29-30	Transport equipment	563.967	10,5
31-32	Furniture and other manufacturing industries	14.686	0,3
33	Repair and installation of machinery and	120.844	2,2
35	Electrical energy, gas and steam	230.036	4,3



AIPS-2012 Final data

Castilla y León

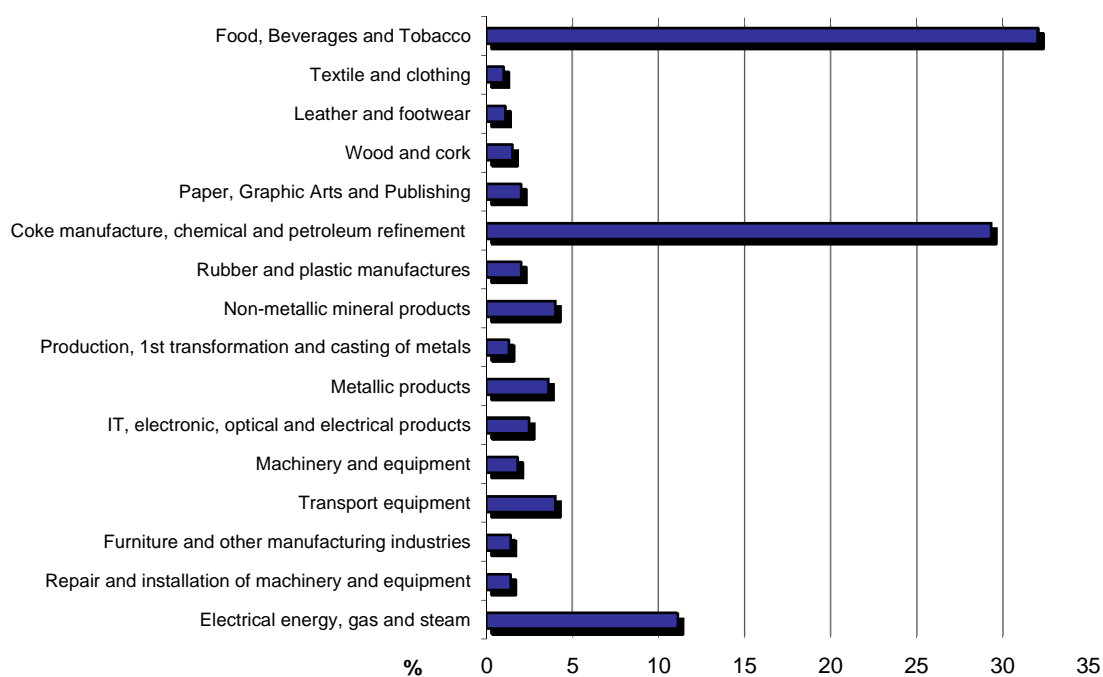
C.N.A.E-2009		Thousands of €	%
	TOTAL	26.155.566	100,0
10-11-12	Food, Beverages and Tobacco	7.539.766	28,8
13-14	Textile and clothing	116.559	0,4
15	Leather and footwear	13.443	0,1
16	Wood and cork	362.117	1,4
17-18	Paper, Graphic Arts and Publishing	720.653	2,8
19-20-21	Coke manufacture, chemical and petroleum refinement	1.810.877	6,9
22	Rubber and plastic manufactures	1.878.548	7,2
23	Non-metallic mineral products	877.927	3,4
24	Production, 1st transformation and casting of metals	773.711	3,0
25	Metallic products	1.508.241	5,8
26-27	IT, electronic, optical and electrical products	1.111.086	4,2
28	Machinery and equipment	582.781	2,2
29-30	Transport equipment	5.773.226	22,1
31-32	Furniture and other manufacturing industries	105.109	0,4
33	Repair and installation of machinery and	292.792	1,1
35	Electrical energy, gas and steam	2.688.731	10,3



AIPS-2012 Final data

Castilla-La Mancha

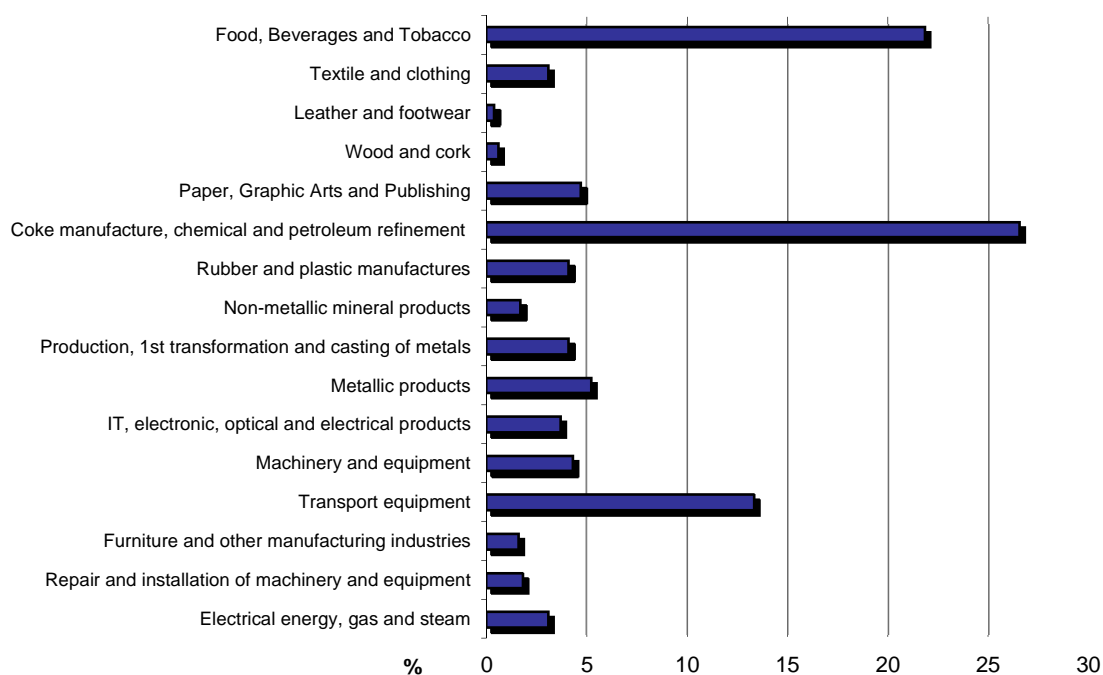
C.N.A.E-2009		Thousands of €	%
	TOTAL	19.167.880	100,0
10-11-12	Food, Beverages and Tobacco	6.131.084	32,0
13-14	Textile and clothing	194.596	1,0
15	Leather and footwear	212.309	1,1
16	Wood and cork	289.148	1,5
17-18	Paper, Graphic Arts and Publishing	373.844	2,0
19-20-21	Coke manufacture, chemical and petroleum refinement	5.622.995	29,3
22	Rubber and plastic manufactures	392.239	2,0
23	Non-metallic mineral products	758.238	4,0
24	Production, 1st transformation and casting of metals	252.039	1,3
25	Metallic products	698.888	3,6
26-27	IT, electronic, optical and electrical products	471.323	2,5
28	Machinery and equipment	348.828	1,8
29-30	Transport equipment	762.294	4,0
31-32	Furniture and other manufacturing industries	270.702	1,4
33	Repair and installation of machinery and	261.977	1,4
35	Electrical energy, gas and steam	2.127.376	11,1



AIPS-2012 Final data

Cataluña

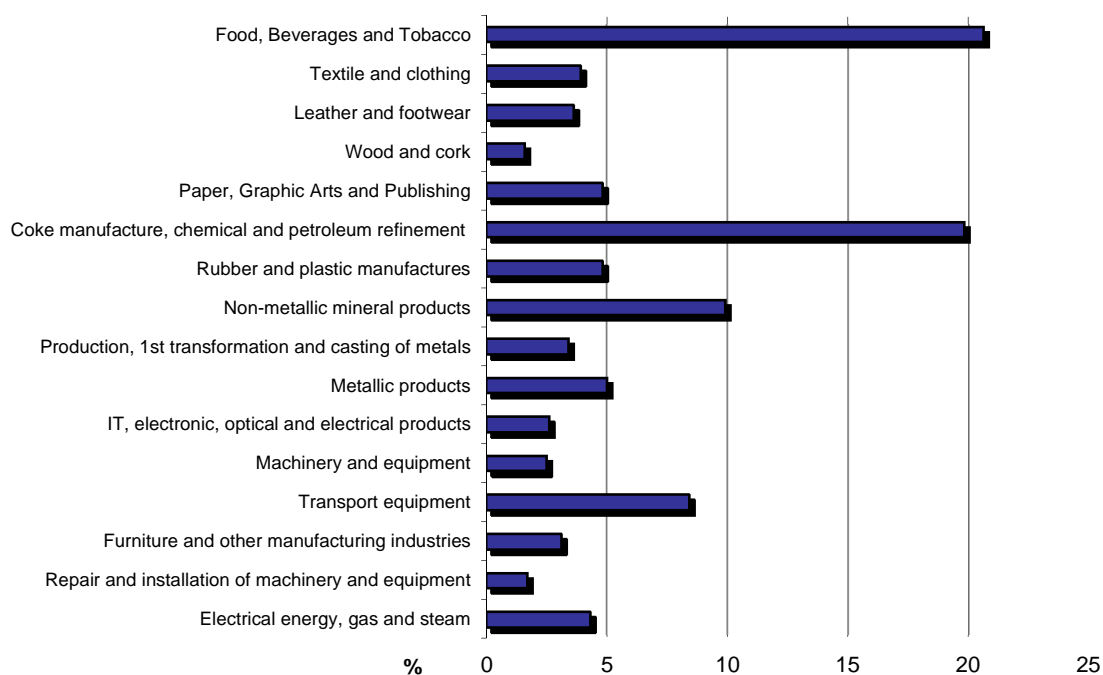
C.N.A.E-2009		Thousands of €	%
	TOTAL	86.410.625	100,0
10-11-12	Food, Beverages and Tobacco	18.847.505	21,8
13-14	Textile and clothing	2.653.915	3,1
15	Leather and footwear	383.520	0,4
16	Wood and cork	514.721	0,6
17-18	Paper, Graphic Arts and Publishing	4.086.414	4,7
19-20-21	Coke manufacture, chemical and petroleum refinement	22.918.516	26,5
22	Rubber and plastic manufactures	3.534.131	4,1
23	Non-metallic mineral products	1.459.418	1,7
24	Production, 1st transformation and casting of metals	3.533.364	4,1
25	Metallic products	4.497.923	5,2
26-27	IT, electronic, optical and electrical products	3.219.438	3,7
28	Machinery and equipment	3.705.661	4,3
29-30	Transport equipment	11.457.080	13,3
31-32	Furniture and other manufacturing industries	1.342.672	1,6
33	Repair and installation of machinery and	1.588.395	1,8
35	Electrical energy, gas and steam	2.667.955	3,1



AIPS-2012 Final data

Comunitat Valenciana

C.N.A.E-2009		Thousands of €	%
	TOTAL	33.918.655	100,0
10-11-12	Food, Beverages and Tobacco	6.991.240	20,6
13-14	Textile and clothing	1.312.290	3,9
15	Leather and footwear	1.222.411	3,6
16	Wood and cork	543.343	1,6
17-18	Paper, Graphic Arts and Publishing	1.632.476	4,8
19-20-21	Coke manufacture, chemical and petroleum refinement	6.700.894	19,8
22	Rubber and plastic manufactures	1.619.680	4,8
23	Non-metallic mineral products	3.370.072	9,9
24	Production, 1st transformation and casting of metals	1.159.288	3,4
25	Metallic products	1.693.555	5,0
26-27	IT, electronic, optical and electrical products	898.463	2,6
28	Machinery and equipment	832.879	2,5
29-30	Transport equipment	2.849.736	8,4
31-32	Furniture and other manufacturing industries	1.057.082	3,1
33	Repair and installation of machinery and	583.882	1,7
35	Electrical energy, gas and steam	1.451.365	4,3

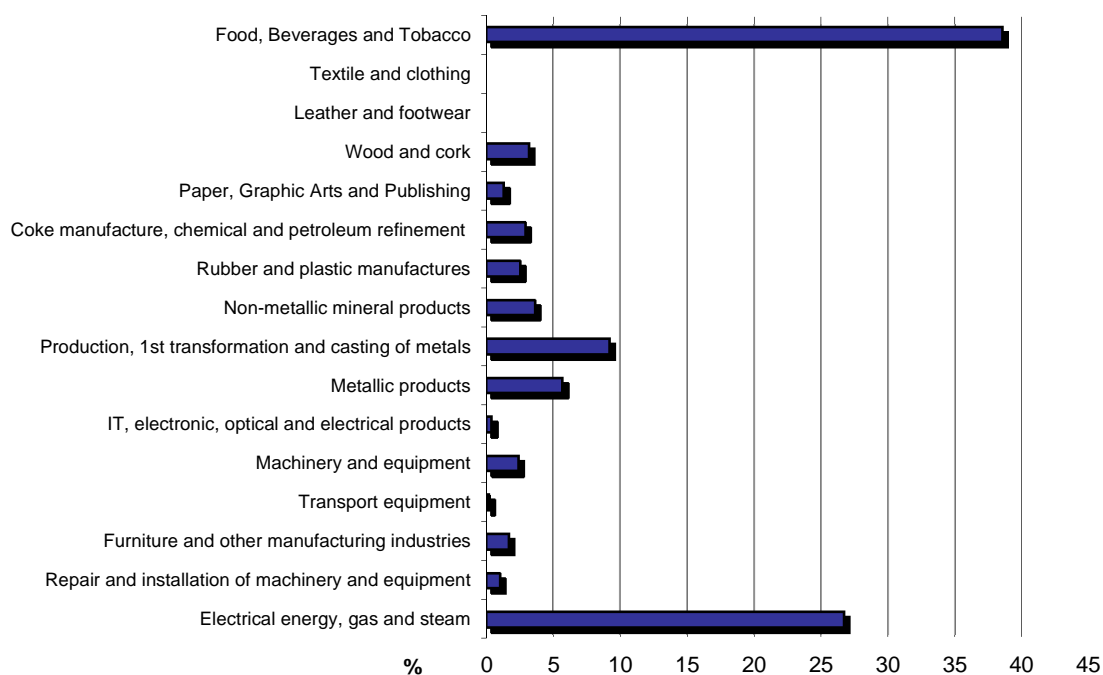


AIPS-2012 Final data

Extremadura

C.N.A.E-2009		Thousands of €	%
	TOTAL	4.126.232	100,0
10-11-12	Food, Beverages and Tobacco	1.588.494	38,5
13-14	Textile and clothing	---	---
15	Leather and footwear	---	---
16	Wood and cork	130.851	3,2
17-18	Paper, Graphic Arts and Publishing	55.571	1,3
19-20-21	Coke manufacture, chemical and petroleum refinement	117.691	2,9
22	Rubber and plastic manufactures	101.568	2,5
23	Non-metallic mineral products	146.707	3,6
24	Production, 1st transformation and casting of metals	379.459	9,2
25	Metallic products	235.802	5,7
26-27	IT, electronic, optical and electrical products	18.167	0,4
28	Machinery and equipment	98.730	2,4
29-30	Transport equipment	7.734	0,2
31-32	Furniture and other manufacturing industries	68.672	1,7
33	Repair and installation of machinery and	42.748	1,0
35	Electrical energy, gas and steam	1.102.357	26,7

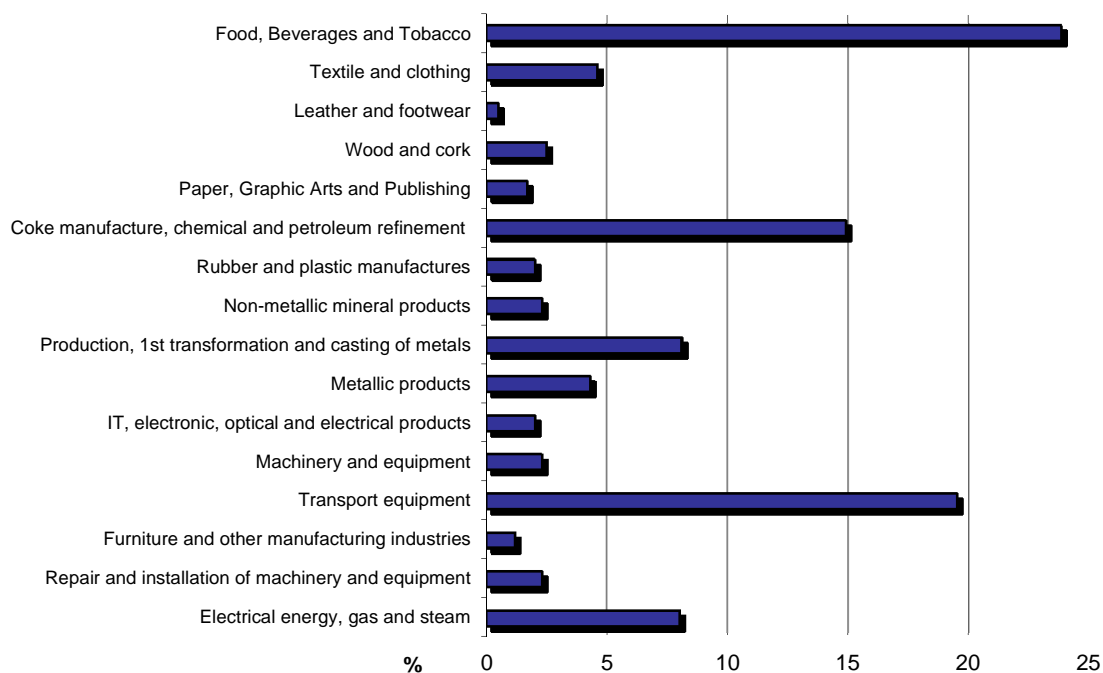
--- Data protected by statistical secrecy



AIPS-2012 Final data

Galicia

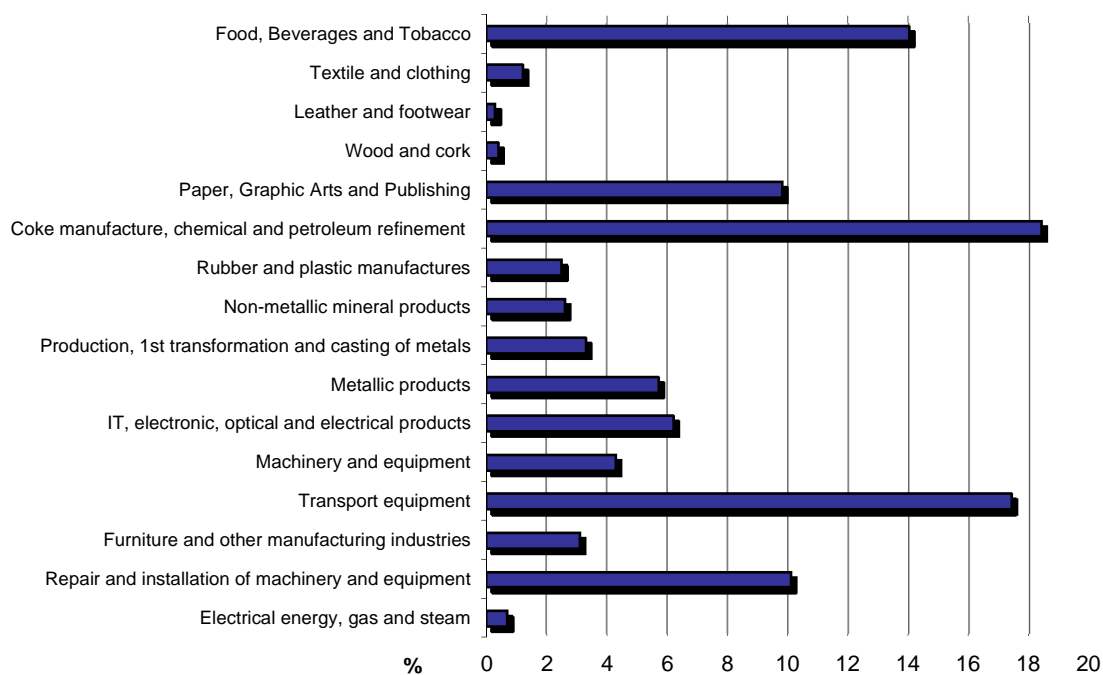
C.N.A.E-2009		Thousands of €	%
TOTAL		25.965.200	100,0
10-11-12	Food, Beverages and Tobacco	6.184.135	23,8
13-14	Textile and clothing	1.198.603	4,6
15	Leather and footwear	141.962	0,5
16	Wood and cork	643.242	2,5
17-18	Paper, Graphic Arts and Publishing	439.009	1,7
19-20-21	Coke manufacture, chemical and petroleum refinement	3.871.312	14,9
22	Rubber and plastic manufactures	512.699	2,0
23	Non-metallic mineral products	608.821	2,3
24	Production, 1st transformation and casting of metals	2.108.019	8,1
25	Metallic products	1.103.886	4,3
26-27	IT, electronic, optical and electrical products	511.811	2,0
28	Machinery and equipment	599.845	2,3
29-30	Transport equipment	5.052.988	19,5
31-32	Furniture and other manufacturing industries	301.634	1,2
33	Repair and installation of machinery and	604.782	2,3
35	Electrical energy, gas and steam	2.082.453	8,0



AIPS-2012 Final data

Madrid, Comunidad de

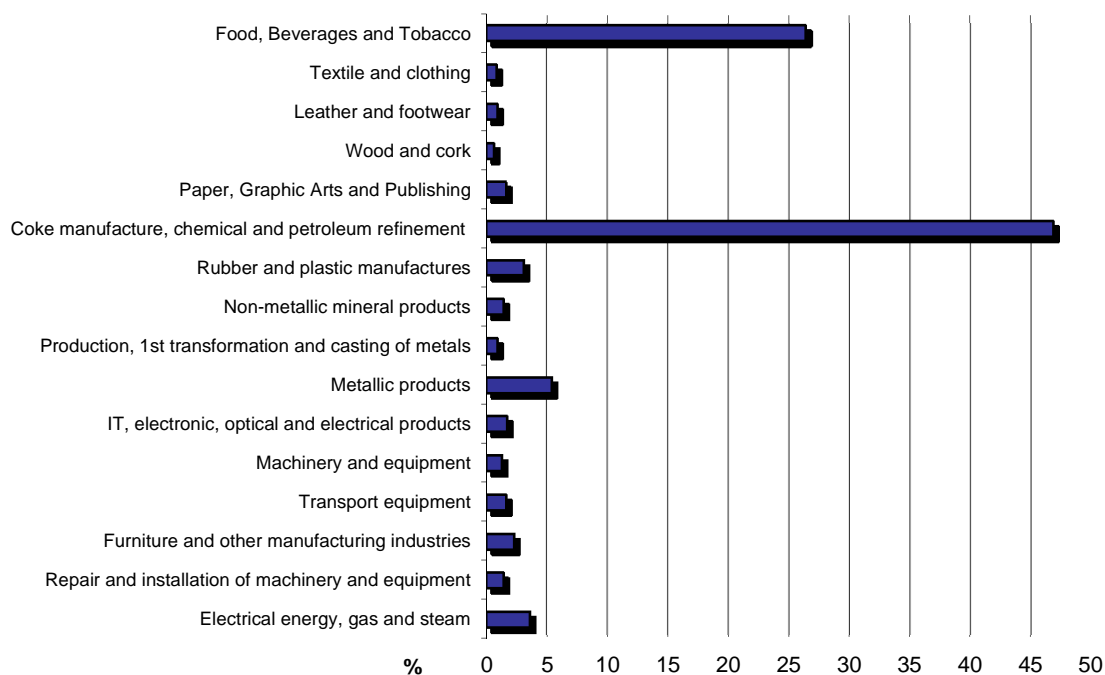
C.N.A.E-2009		Thousands of €	%
	TOTAL	25.694.073	100,0
10-11-12	Food, Beverages and Tobacco	3.603.839	14,0
13-14	Textile and clothing	316.195	1,2
15	Leather and footwear	77.611	0,3
16	Wood and cork	112.791	0,4
17-18	Paper, Graphic Arts and Publishing	2.515.024	9,8
19-20-21	Coke manufacture, chemical and petroleum refinement	4.723.749	18,4
22	Rubber and plastic manufactures	632.828	2,5
23	Non-metallic mineral products	662.736	2,6
24	Production, 1st transformation and casting of metals	842.345	3,3
25	Metallic products	1.455.048	5,7
26-27	IT, electronic, optical and electrical products	1.591.518	6,2
28	Machinery and equipment	1.114.440	4,3
29-30	Transport equipment	4.467.409	17,4
31-32	Furniture and other manufacturing industries	809.224	3,1
33	Repair and installation of machinery and	2.589.487	10,1
35	Electrical energy, gas and steam	179.828	0,7



AIPS-2012 Final data

Murcia, Región de

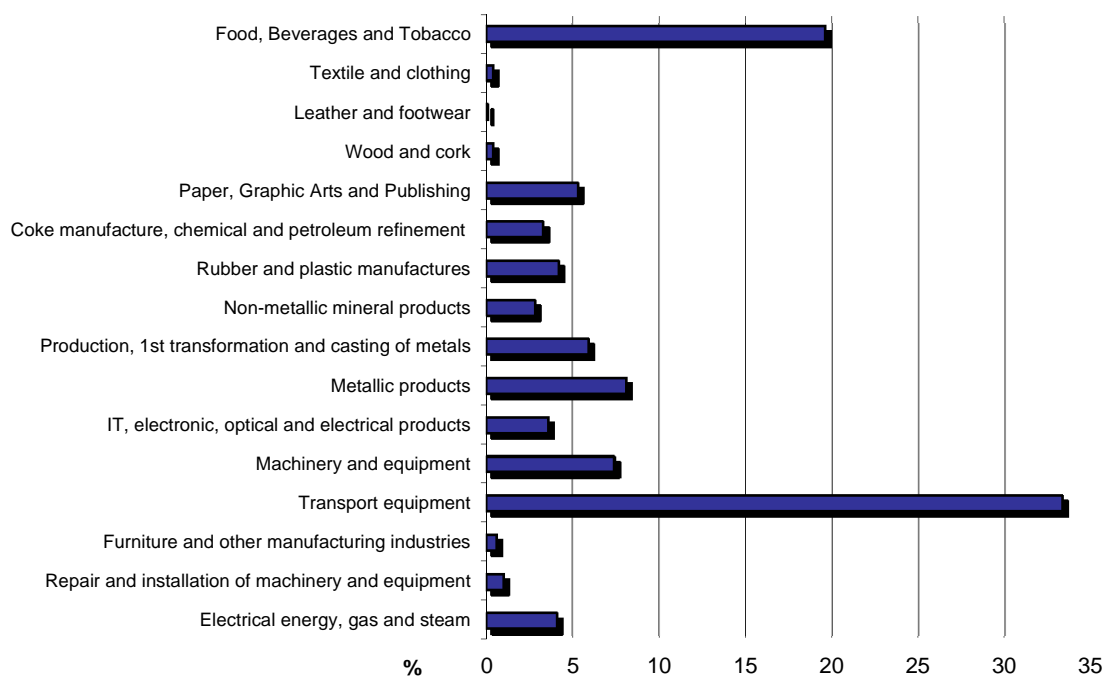
C.N.A.E-2009		Thousands of €	%
	TOTAL	12.874.861	100,0
10-11-12	Food, Beverages and Tobacco	3.400.037	26,4
13-14	Textile and clothing	107.151	0,8
15	Leather and footwear	121.294	0,9
16	Wood and cork	75.969	0,6
17-18	Paper, Graphic Arts and Publishing	205.832	1,6
19-20-21	Coke manufacture, chemical and petroleum refinement	6.026.301	46,8
22	Rubber and plastic manufactures	404.689	3,1
23	Non-metallic mineral products	185.556	1,4
24	Production, 1st transformation and casting of metals	117.817	0,9
25	Metallic products	700.782	5,4
26-27	IT, electronic, optical and electrical products	213.558	1,7
28	Machinery and equipment	167.503	1,3
29-30	Transport equipment	205.624	1,6
31-32	Furniture and other manufacturing industries	301.418	2,3
33	Repair and installation of machinery and	175.538	1,4
35	Electrical energy, gas and steam	465.793	3,6



AIPS-2012 Final data

Navarra, Comunidad Foral de

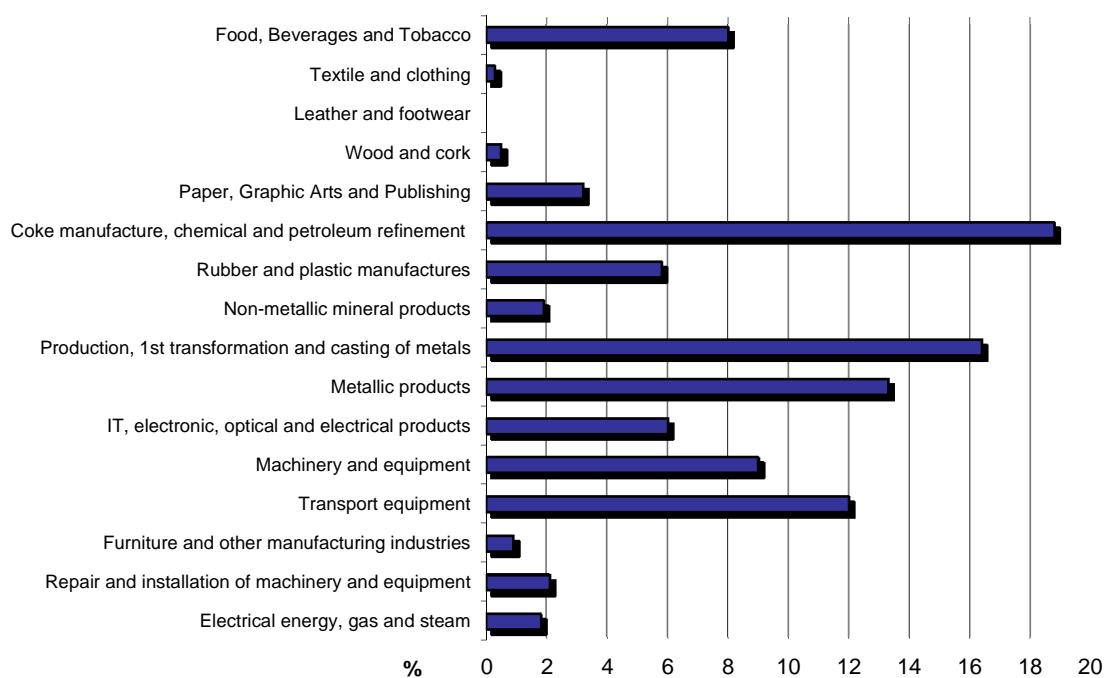
C.N.A.E-2009		Thousands of €	%
	TOTAL	13.202.605	100,0
10-11-12	Food, Beverages and Tobacco	2.585.354	19,6
13-14	Textile and clothing	55.901	0,4
15	Leather and footwear	16.428	0,1
16	Wood and cork	58.720	0,4
17-18	Paper, Graphic Arts and Publishing	695.160	5,3
19-20-21	Coke manufacture, chemical and petroleum refinement	435.159	3,3
22	Rubber and plastic manufactures	551.918	4,2
23	Non-metallic mineral products	363.422	2,8
24	Production, 1st transformation and casting of metals	773.705	5,9
25	Metallic products	1.064.791	8,1
26-27	IT, electronic, optical and electrical products	471.488	3,6
28	Machinery and equipment	983.164	7,4
29-30	Transport equipment	4.390.336	33,3
31-32	Furniture and other manufacturing industries	82.699	0,6
33	Repair and installation of machinery and	133.073	1,0
35	Electrical energy, gas and steam	541.286	4,1



AIPS-2012 Final data

País Vasco

C.N.A.E-2009		Thousands of €	%
	TOTAL	37.826.622	100,0
10-11-12	Food, Beverages and Tobacco	3.027.010	8,0
13-14	Textile and clothing	114.885	0,3
15	Leather and footwear	10.405	0,0
16	Wood and cork	179.892	0,5
17-18	Paper, Graphic Arts and Publishing	1.204.232	3,2
19-20-21	Coke manufacture, chemical and petroleum refinement	7.113.197	18,8
22	Rubber and plastic manufactures	2.176.514	5,8
23	Non-metallic mineral products	709.257	1,9
24	Production, 1st transformation and casting of metals	6.208.525	16,4
25	Metallic products	5.021.115	13,3
26-27	IT, electronic, optical and electrical products	2.275.749	6,0
28	Machinery and equipment	3.388.348	9,0
29-30	Transport equipment	4.551.974	12,0
31-32	Furniture and other manufacturing industries	356.691	0,9
33	Repair and installation of machinery and	794.954	2,1
35	Electrical energy, gas and steam	693.873	1,8



AIPS-2012 Final data

Rioja, La

C.N.A.E-2009		Thousands of €	%
	TOTAL	3.909.288	100,0
10-11-12	Food, Beverages and Tobacco	1.919.304	49,1
13-14	Textile and clothing	66.869	1,7
15	Leather and footwear	295.695	7,6
16	Wood and cork	136.340	3,5
17-18	Paper, Graphic Arts and Publishing	84.689	2,2
19-20-21	Coke manufacture, chemical and petroleum refinement	100.363	2,6
22	Rubber and plastic manufactures	319.680	8,2
23	Non-metallic mineral products	87.474	2,2
24	Production, 1st transformation and casting of metals	58.570	1,5
25	Metallic products	340.485	8,7
26-27	IT, electronic, optical and electrical products	34.258	0,9
28	Machinery and equipment	74.222	1,9
29-30	Transport equipment	111.876	2,9
31-32	Furniture and other manufacturing industries	94.735	2,4
33	Repair and installation of machinery and	29.959	0,8
35	Electrical energy, gas and steam	154.770	4,0

