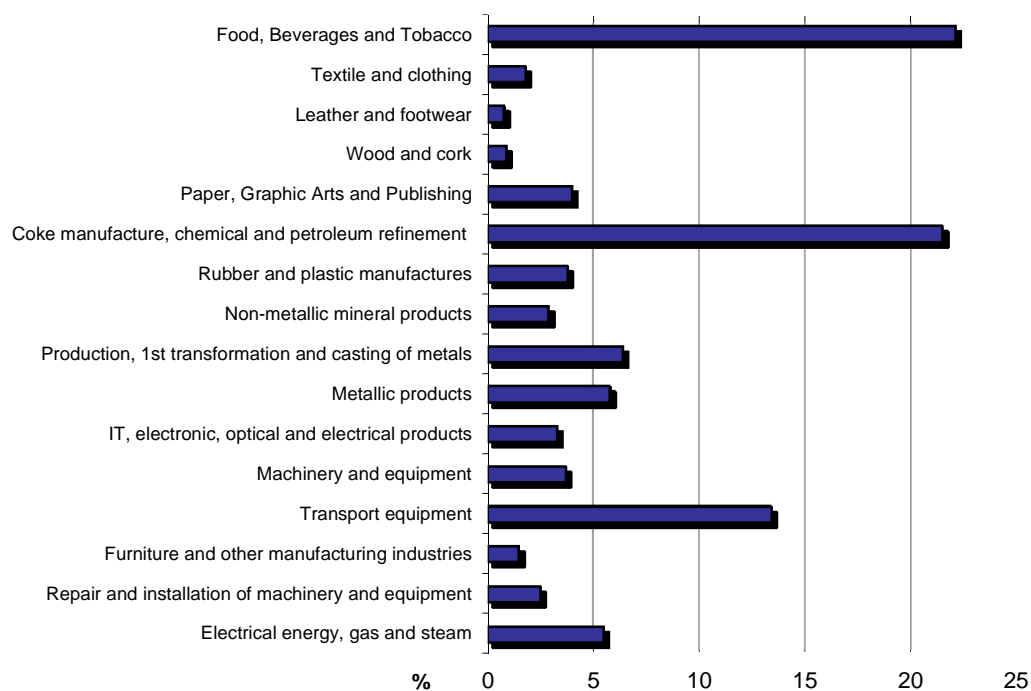


## AIPS-2013

## National total

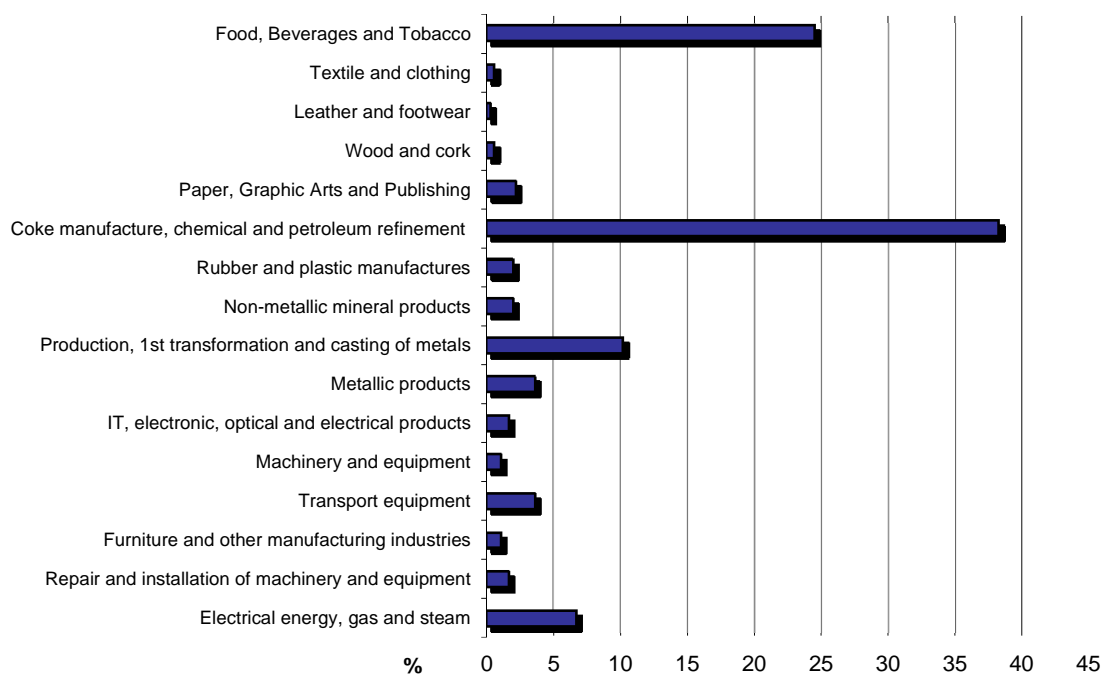
C.N.A.E-2009		Thousands of €	%
	<b>TOTAL</b>	<b>369,629,482</b>	<b>100.0</b>
10-11-12	Food, Beverages and Tobacco	81,816,857	22.1
13-14	Textile and clothing	6,509,431	1.8
15	Leather and footwear	2,809,810	0.8
16	Wood and cork	3,343,480	0.9
17-18	Paper, Graphic Arts and Publishing	14,615,989	4.0
19-20-21	Coke manufacture, chemical and petroleum refinement	79,384,065	21.5
22	Rubber and plastic manufactures	14,170,571	3.8
23	Non-metallic mineral products	10,676,711	2.9
24	Production, 1st transformation and casting of metals	23,810,560	6.4
25	Metallic products	21,510,464	5.8
26-27	IT, electronic, optical and electrical products	12,274,272	3.3
28	Machinery and equipment	13,569,035	3.7
29-30	Transport equipment	49,711,301	13.4
31-32	Furniture and other manufacturing industries	5,679,613	1.5
33	Repair and installation of machinery and	9,294,186	2.5
35	Electrical energy, gas and steam	20,453,139	5.5



## AIPS-2013

## Andalucía

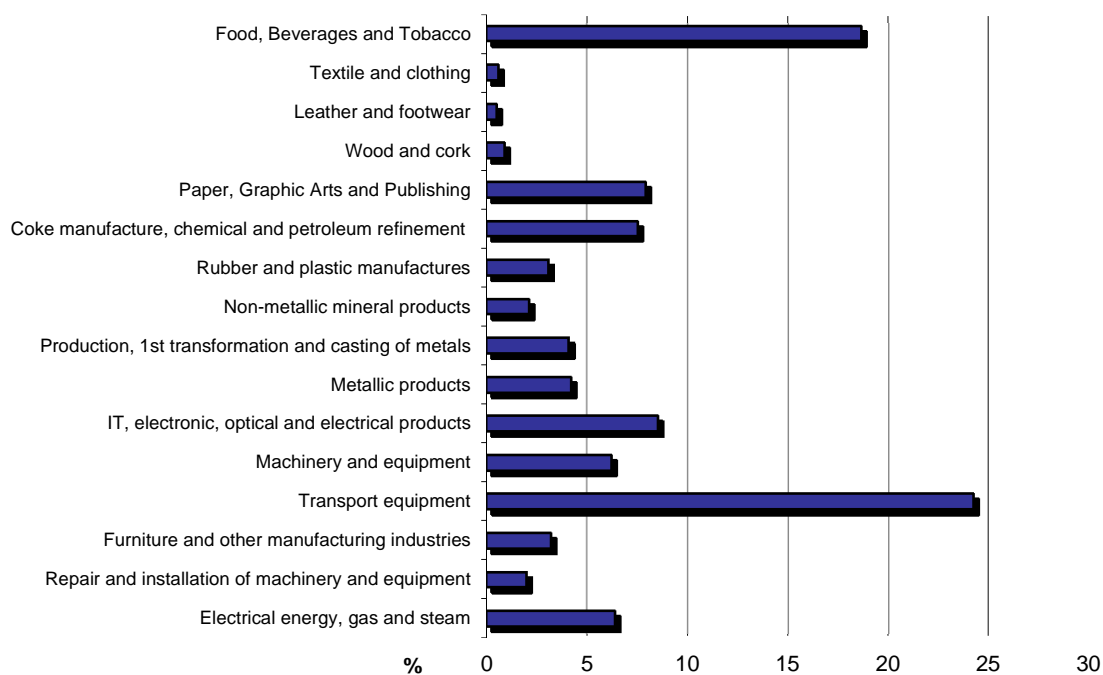
C.N.A.E-2009		Thousands of €	%
	<b>TOTAL</b>	<b>44,520,536</b>	<b>100.0</b>
10-11-12	Food, Beverages and Tobacco	10,909,224	24.5
13-14	Textile and clothing	247,644	0.6
15	Leather and footwear	117,691	0.3
16	Wood and cork	253,278	0.6
17-18	Paper, Graphic Arts and Publishing	978,039	2.2
19-20-21	Coke manufacture, chemical and petroleum refinement	17,008,870	38.2
22	Rubber and plastic manufactures	875,686	2.0
23	Non-metallic mineral products	899,418	2.0
24	Production, 1st transformation and casting of metals	4,540,045	10.2
25	Metallic products	1,604,641	3.6
26-27	IT, electronic, optical and electrical products	747,508	1.7
28	Machinery and equipment	485,125	1.1
29-30	Transport equipment	1,616,164	3.6
31-32	Furniture and other manufacturing industries	491,117	1.1
33	Repair and installation of machinery and	759,606	1.7
35	Electrical energy, gas and steam	2,986,478	6.7



AIPS-2013

Aragón

C.N.A.E-2009		Thousands of €	%
	<b>TOTAL</b>	<b>16,325,014</b>	<b>100.0</b>
10-11-12	Food, Beverages and Tobacco	3,033,956	18.6
13-14	Textile and clothing	97,076	0.6
15	Leather and footwear	74,442	0.5
16	Wood and cork	141,427	0.9
17-18	Paper, Graphic Arts and Publishing	1,285,550	7.9
19-20-21	Coke manufacture, chemical and petroleum refinement	1,230,474	7.5
22	Rubber and plastic manufactures	507,665	3.1
23	Non-metallic mineral products	348,155	2.1
24	Production, 1st transformation and casting of metals	676,490	4.1
25	Metallic products	678,080	4.2
26-27	IT, electronic, optical and electrical products	1,394,306	8.5
28	Machinery and equipment	1,016,491	6.2
29-30	Transport equipment	3,944,319	24.2
31-32	Furniture and other manufacturing industries	527,409	3.2
33	Repair and installation of machinery and	332,056	2.0
35	Electrical energy, gas and steam	1,037,117	6.4

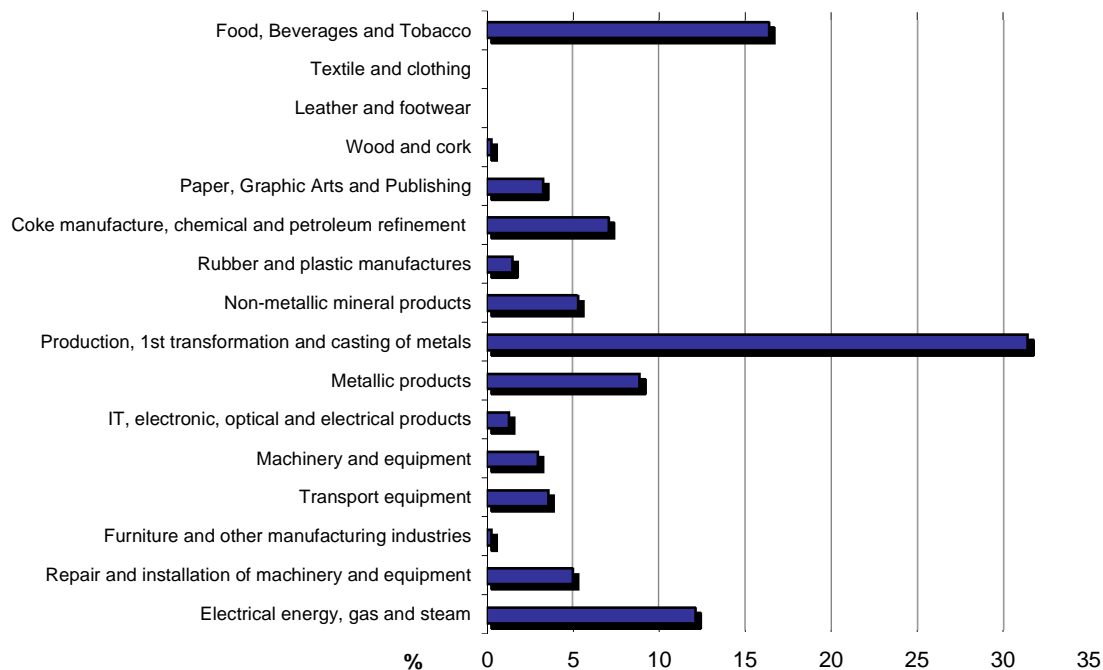


AIPS-2013

## Asturias, Principado de

C.N.A.E-2009		Thousands of €	%
	<b>TOTAL</b>	<b>8,631,844</b>	<b>100.0</b>
10-11-12	Food, Beverages and Tobacco	1,419,025	16.4
13-14	Textile and clothing	---	---
15	Leather and footwear	---	---
16	Wood and cork	28,500	0.3
17-18	Paper, Graphic Arts and Publishing	285,970	3.3
19-20-21	Coke manufacture, chemical and petroleum refinement	612,304	7.1
22	Rubber and plastic manufactures	133,234	1.5
23	Non-metallic mineral products	460,172	5.3
24	Production, 1st transformation and casting of metals	2,707,423	31.4
25	Metallic products	767,194	8.9
26-27	IT, electronic, optical and electrical products	108,730	1.3
28	Machinery and equipment	259,958	3.0
29-30	Transport equipment	308,325	3.6
31-32	Furniture and other manufacturing industries	23,369	0.3
33	Repair and installation of machinery and	430,087	5.0
35	Electrical energy, gas and steam	1,044,613	12.1

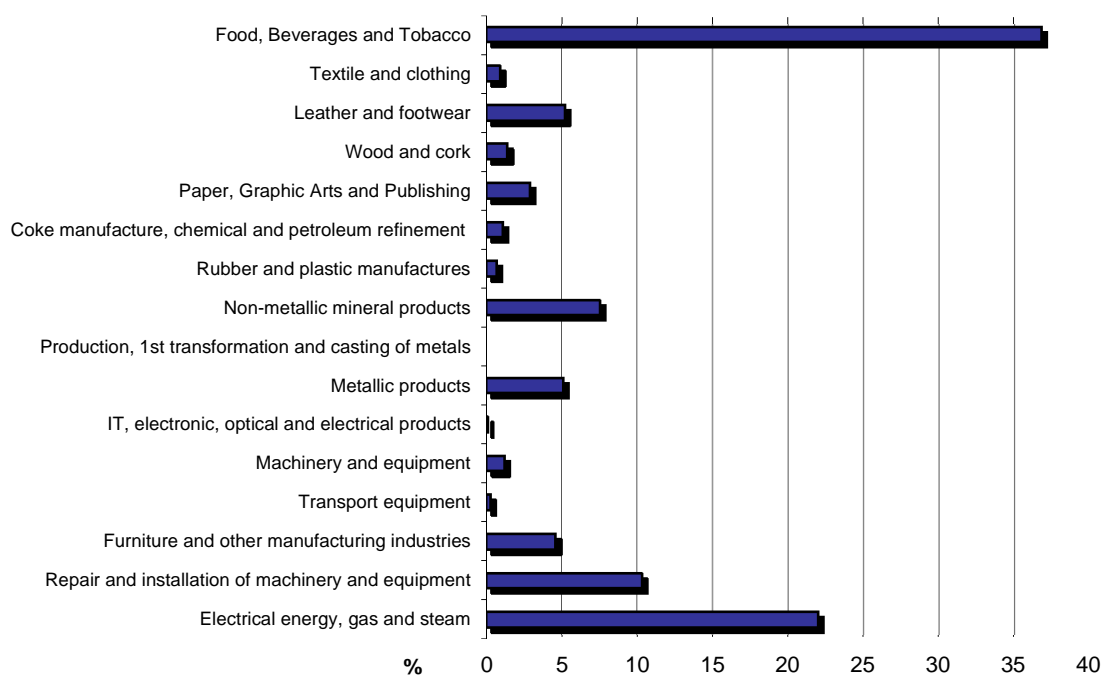
--- Dato protegido por secreto estadístico



AIPS-2013

## Balears, Illes

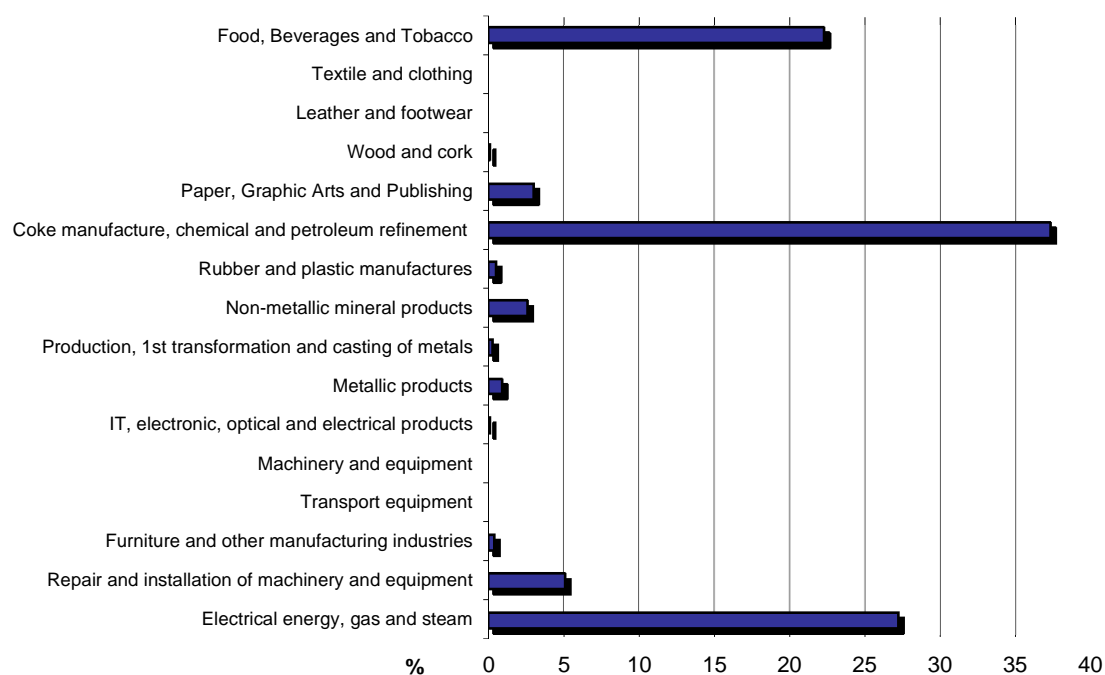
C.N.A.E-2009		Thousands of €	%
	<b>TOTAL</b>	<b>1,404,985</b>	<b>100.0</b>
10-11-12	Food, Beverages and Tobacco	517,496	36.8
13-14	Textile and clothing	12,919	0.9
15	Leather and footwear	72,937	5.2
16	Wood and cork	19,763	1.4
17-18	Paper, Graphic Arts and Publishing	40,103	2.9
19-20-21	Coke manufacture, chemical and petroleum refinement	14,852	1.1
22	Rubber and plastic manufactures	10,102	0.7
23	Non-metallic mineral products	104,871	7.5
24	Production, 1st transformation and casting of metals	533	0.0
25	Metallic products	72,173	5.1
26-27	IT, electronic, optical and electrical products	1,240	0.1
28	Machinery and equipment	17,169	1.2
29-30	Transport equipment	3,684	0.3
31-32	Furniture and other manufacturing industries	63,999	4.6
33	Repair and installation of machinery and	144,272	10.3
35	Electrical energy, gas and steam	308,871	22.0



AIPS-2013

## Canarias

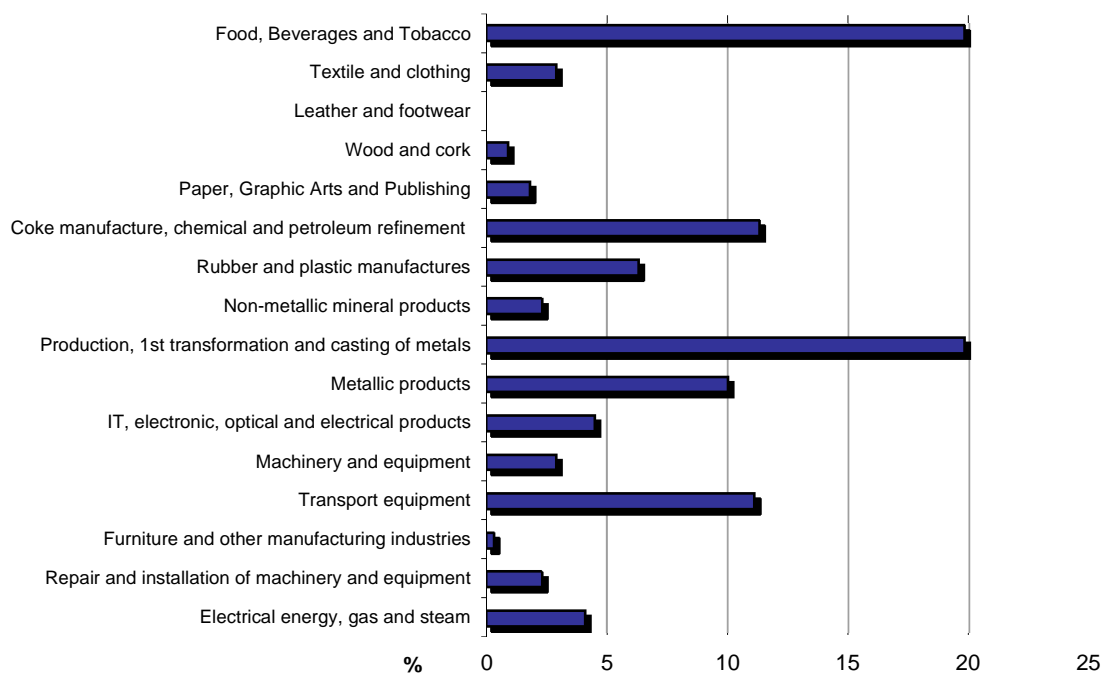
C.N.A.E-2009		Thousands of €	%
	<b>TOTAL</b>	<b>6,170,040</b>	<b>100.0</b>
10-11-12	Food, Beverages and Tobacco	1,375,676	22.3
13-14	Textile and clothing	---	---
15	Leather and footwear	---	---
16	Wood and cork	8,806	0.1
17-18	Paper, Graphic Arts and Publishing	185,753	3.0
19-20-21	Coke manufacture, chemical and petroleum refinement	2,301,066	37.3
22	Rubber and plastic manufactures	29,520	0.5
23	Non-metallic mineral products	158,627	2.6
24	Production, 1st transformation and casting of metals	17,615	0.3
25	Metallic products	54,711	0.9
26-27	IT, electronic, optical and electrical products	6,013	0.1
28	Machinery and equipment	1,561	0.0
29-30	Transport equipment	1,033	0.0
31-32	Furniture and other manufacturing industries	25,148	0.4
33	Repair and installation of machinery and	316,616	5.1
35	Electrical energy, gas and steam	1,681,248	27.2



AIPS-2013

## Cantabria

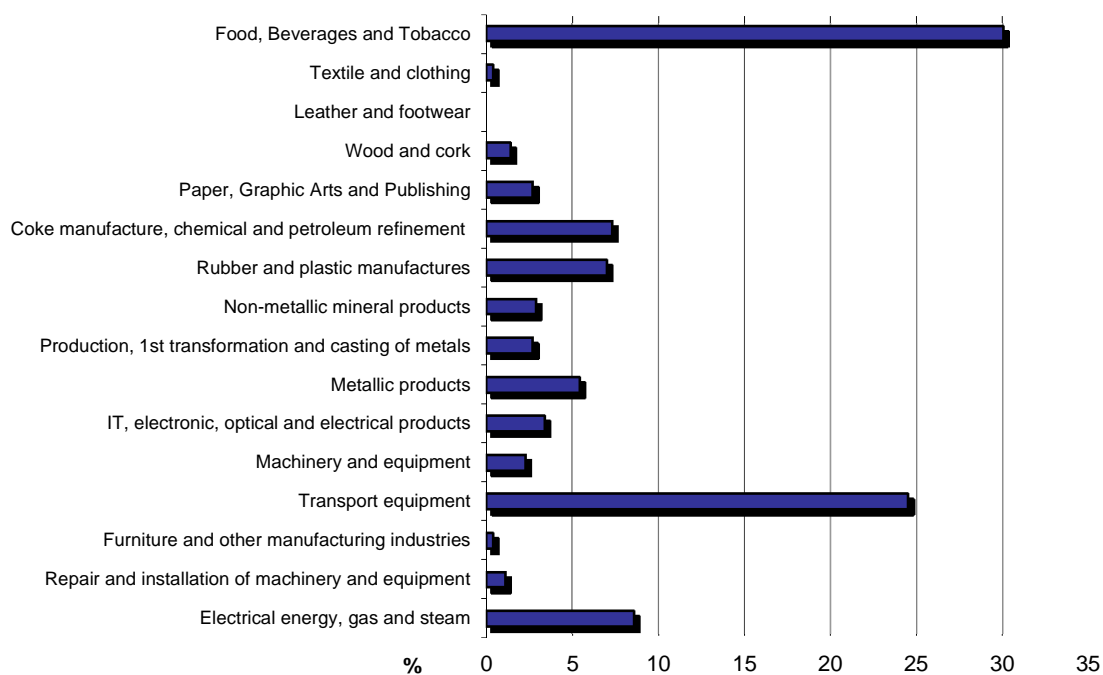
C.N.A.E-2009		Thousands of €	%
	<b>TOTAL</b>	<b>5,059,283</b>	<b>100.0</b>
10-11-12	Food, Beverages and Tobacco	1,000,689	19.8
13-14	Textile and clothing	146,809	2.9
15	Leather and footwear	0	0.0
16	Wood and cork	45,543	0.9
17-18	Paper, Graphic Arts and Publishing	88,760	1.8
19-20-21	Coke manufacture, chemical and petroleum refinement	569,521	11.3
22	Rubber and plastic manufactures	317,512	6.3
23	Non-metallic mineral products	116,213	2.3
24	Production, 1st transformation and casting of metals	1,001,436	19.8
25	Metallic products	503,499	10.0
26-27	IT, electronic, optical and electrical products	226,536	4.5
28	Machinery and equipment	148,275	2.9
29-30	Transport equipment	559,794	11.1
31-32	Furniture and other manufacturing industries	13,825	0.3
33	Repair and installation of machinery and	114,665	2.3
35	Electrical energy, gas and steam	206,206	4.1



AIPS-2013

## Castilla y León

C.N.A.E-2009		Thousands of €	%
	<b>TOTAL</b>	<b>26,269,404</b>	<b>100.0</b>
10-11-12	Food, Beverages and Tobacco	7,870,625	30.0
13-14	Textile and clothing	102,551	0.4
15	Leather and footwear	6,536	0.0
16	Wood and cork	371,511	1.4
17-18	Paper, Graphic Arts and Publishing	702,485	2.7
19-20-21	Coke manufacture, chemical and petroleum refinement	1,915,394	7.3
22	Rubber and plastic manufactures	1,850,426	7.0
23	Non-metallic mineral products	759,484	2.9
24	Production, 1st transformation and casting of metals	700,665	2.7
25	Metallic products	1,416,762	5.4
26-27	IT, electronic, optical and electrical products	887,611	3.4
28	Machinery and equipment	593,316	2.3
29-30	Transport equipment	6,442,632	24.5
31-32	Furniture and other manufacturing industries	93,052	0.4
33	Repair and installation of machinery and	300,244	1.1
35	Electrical energy, gas and steam	2,256,110	8.6

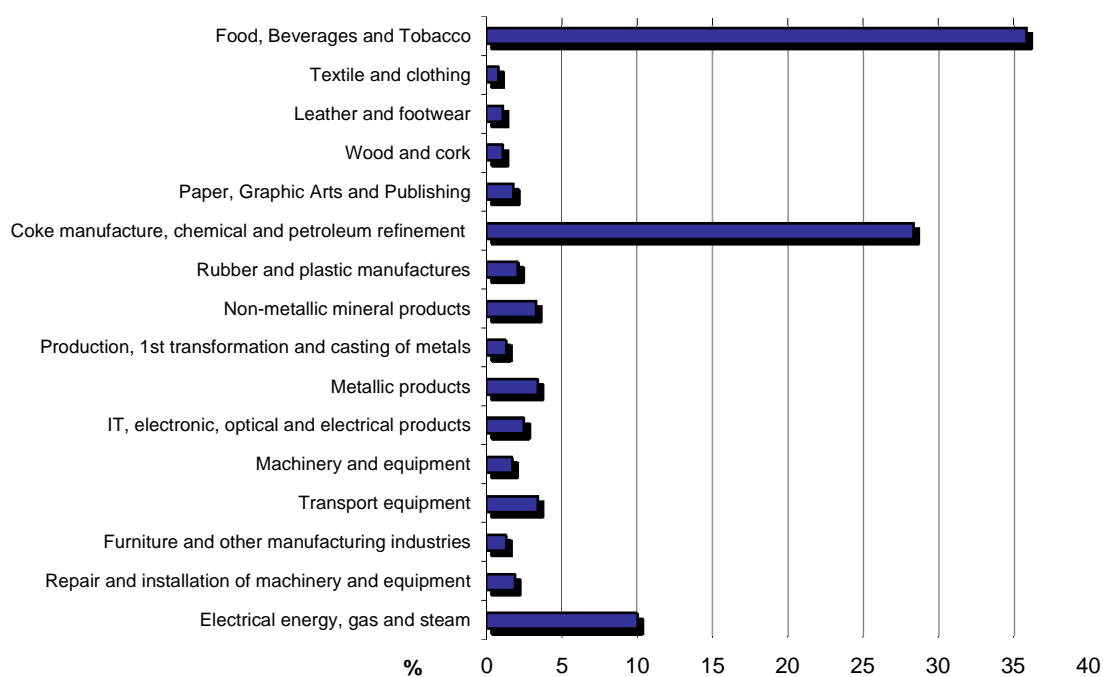




AIPS-2013

## Castilla-La Mancha

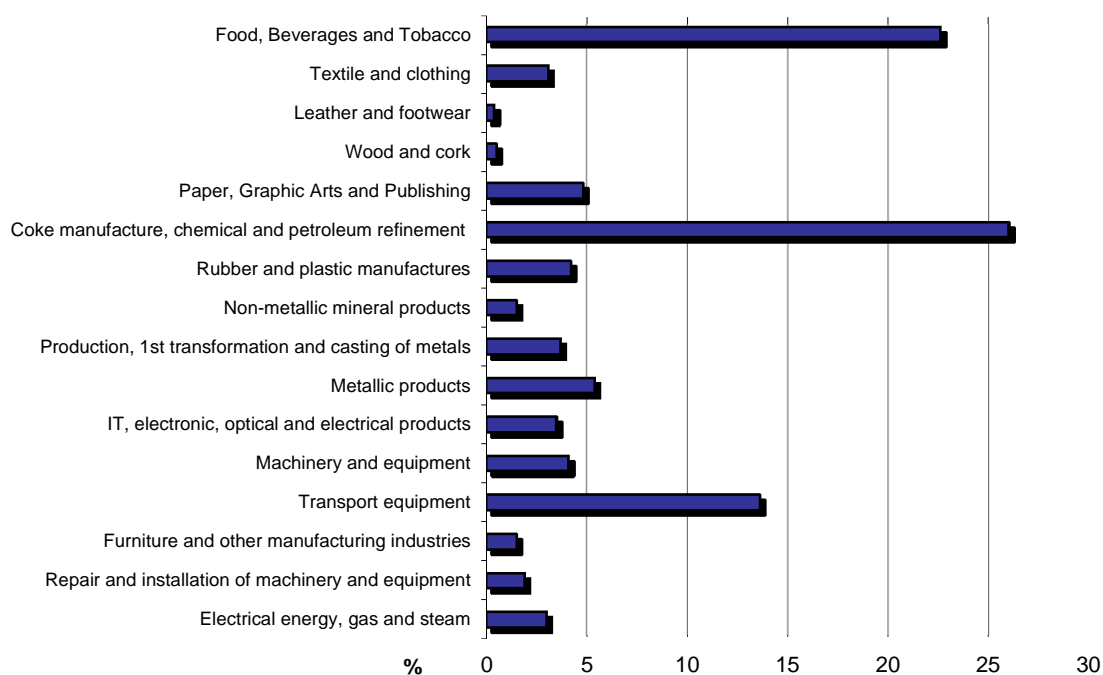
C.N.A.E-2009		Thousands of €	%
	<b>TOTAL</b>	<b>19,306,807</b>	<b>100.0</b>
10-11-12	Food, Beverages and Tobacco	6,920,795	35.8
13-14	Textile and clothing	153,222	0.8
15	Leather and footwear	219,454	1.1
16	Wood and cork	220,858	1.1
17-18	Paper, Graphic Arts and Publishing	352,676	1.8
19-20-21	Coke manufacture, chemical and petroleum refinement	5,455,997	28.3
22	Rubber and plastic manufactures	405,740	2.1
23	Non-metallic mineral products	640,249	3.3
24	Production, 1st transformation and casting of metals	256,823	1.3
25	Metallic products	658,693	3.4
26-27	IT, electronic, optical and electrical products	492,065	2.5
28	Machinery and equipment	336,269	1.7
29-30	Transport equipment	656,539	3.4
31-32	Furniture and other manufacturing industries	249,547	1.3
33	Repair and installation of machinery and	362,825	1.9
35	Electrical energy, gas and steam	1,925,055	10.0



AIPS-2013

## Cataluña

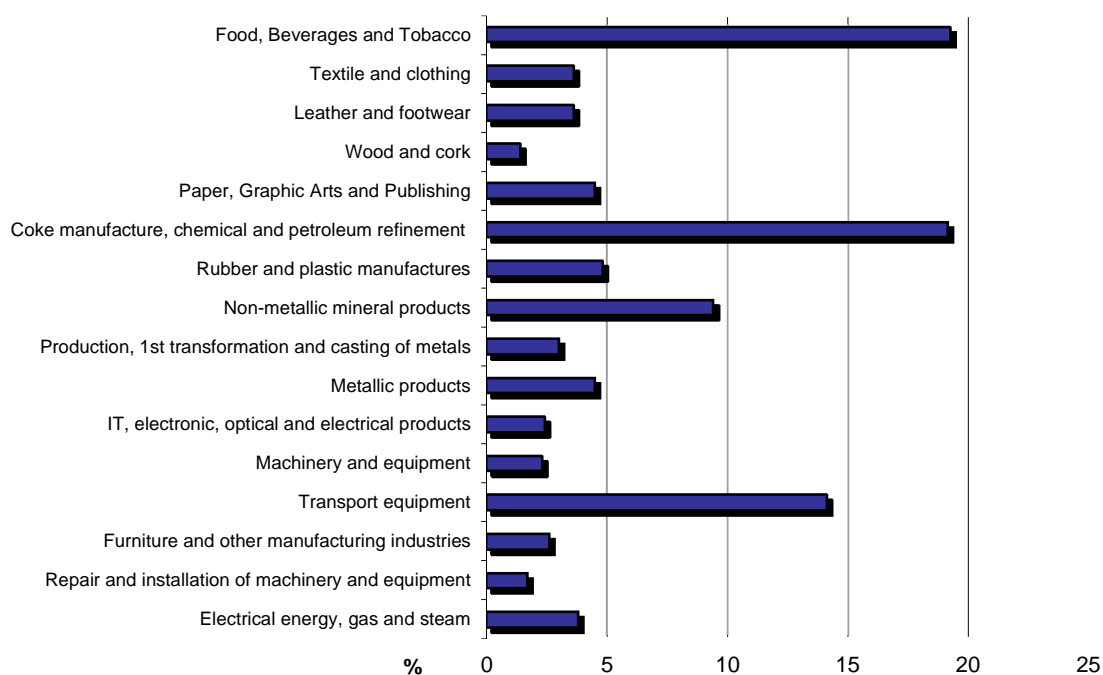
C.N.A.E-2009		Thousands of €	%
	<b>TOTAL</b>	<b>83,725,777</b>	<b>100.0</b>
10-11-12	Food, Beverages and Tobacco	18,932,945	22.6
13-14	Textile and clothing	2,600,297	3.1
15	Leather and footwear	364,257	0.4
16	Wood and cork	441,794	0.5
17-18	Paper, Graphic Arts and Publishing	3,987,317	4.8
19-20-21	Coke manufacture, chemical and petroleum refinement	21,748,745	26.0
22	Rubber and plastic manufactures	3,542,700	4.2
23	Non-metallic mineral products	1,276,777	1.5
24	Production, 1st transformation and casting of metals	3,117,654	3.7
25	Metallic products	4,500,294	5.4
26-27	IT, electronic, optical and electrical products	2,939,010	3.5
28	Machinery and equipment	3,454,833	4.1
29-30	Transport equipment	11,411,150	13.6
31-32	Furniture and other manufacturing industries	1,293,741	1.5
33	Repair and installation of machinery and	1,623,452	1.9
35	Electrical energy, gas and steam	2,490,810	3.0



AIPS-2013

## Comunitat Valenciana

C.N.A.E-2009		Thousands of €	%
	<b>TOTAL</b>	<b>35,777,829</b>	<b>100.0</b>
10-11-12	Food, Beverages and Tobacco	6,859,284	19.2
13-14	Textile and clothing	1,297,835	3.6
15	Leather and footwear	1,279,815	3.6
16	Wood and cork	508,347	1.4
17-18	Paper, Graphic Arts and Publishing	1,626,381	4.5
19-20-21	Coke manufacture, chemical and petroleum refinement	6,828,813	19.1
22	Rubber and plastic manufactures	1,718,251	4.8
23	Non-metallic mineral products	3,367,654	9.4
24	Production, 1st transformation and casting of metals	1,077,012	3.0
25	Metallic products	1,626,795	4.5
26-27	IT, electronic, optical and electrical products	849,829	2.4
28	Machinery and equipment	809,357	2.3
29-30	Transport equipment	5,035,938	14.1
31-32	Furniture and other manufacturing industries	944,160	2.6
33	Repair and installation of machinery and	602,204	1.7
35	Electrical energy, gas and steam	1,346,155	3.8

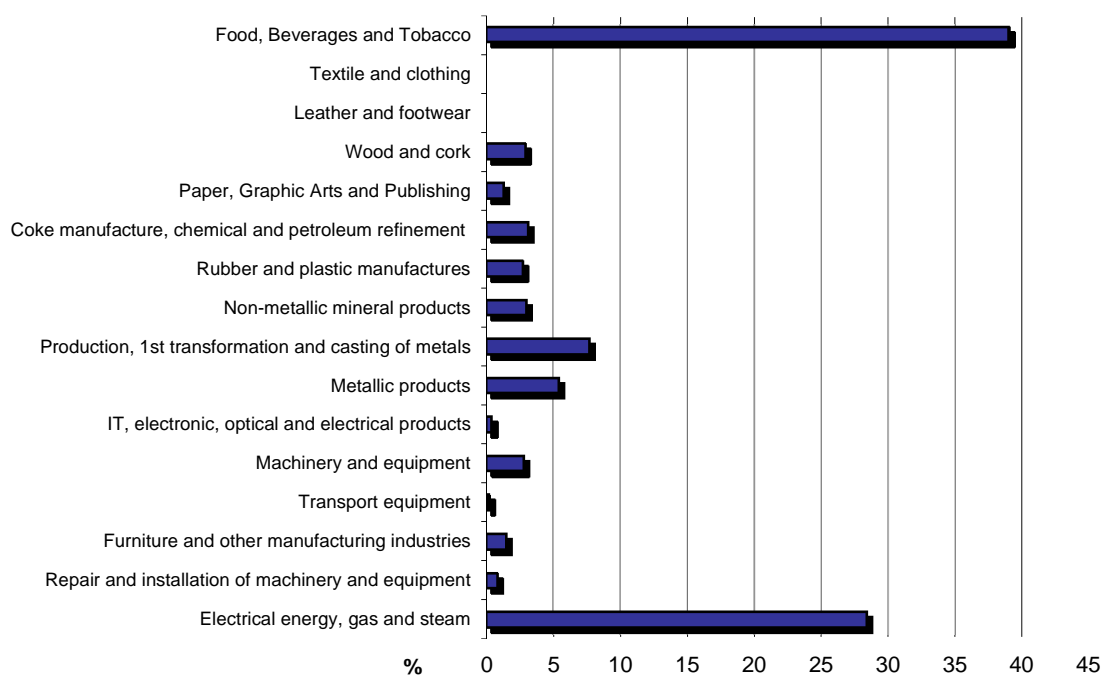


AIPS-2013

## Extremadura

C.N.A.E-2009		Thousands of €	%
	<b>TOTAL</b>	<b>4,075,794</b>	<b>100.0</b>
10-11-12	Food, Beverages and Tobacco	1,590,914	39.0
13-14	Textile and clothing	---	---
15	Leather and footwear	---	---
16	Wood and cork	116,839	2.9
17-18	Paper, Graphic Arts and Publishing	54,150	1.3
19-20-21	Coke manufacture, chemical and petroleum refinement	126,323	3.1
22	Rubber and plastic manufactures	111,490	2.7
23	Non-metallic mineral products	122,872	3.0
24	Production, 1st transformation and casting of metals	315,497	7.7
25	Metallic products	219,224	5.4
26-27	IT, electronic, optical and electrical products	14,884	0.4
28	Machinery and equipment	113,701	2.8
29-30	Transport equipment	6,699	0.2
31-32	Furniture and other manufacturing industries	62,575	1.5
33	Repair and installation of machinery and	33,967	0.8
35	Electrical energy, gas and steam	1,158,620	28.4

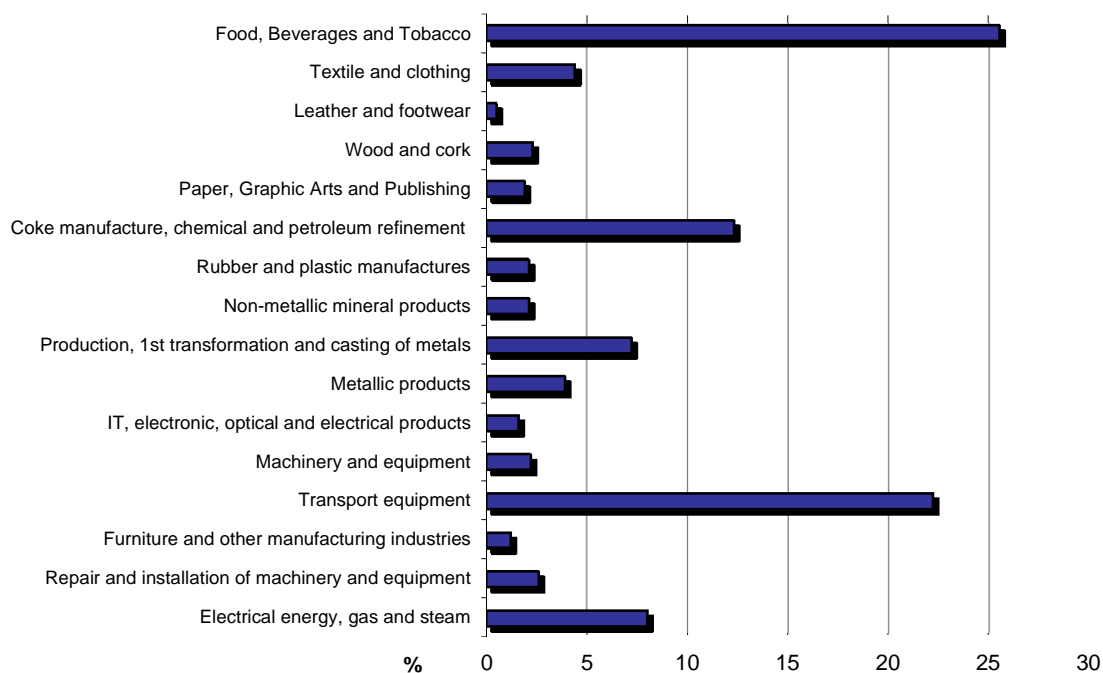
--- Dato protegido por secreto estadístico



## AIPS-2013

## Galicia

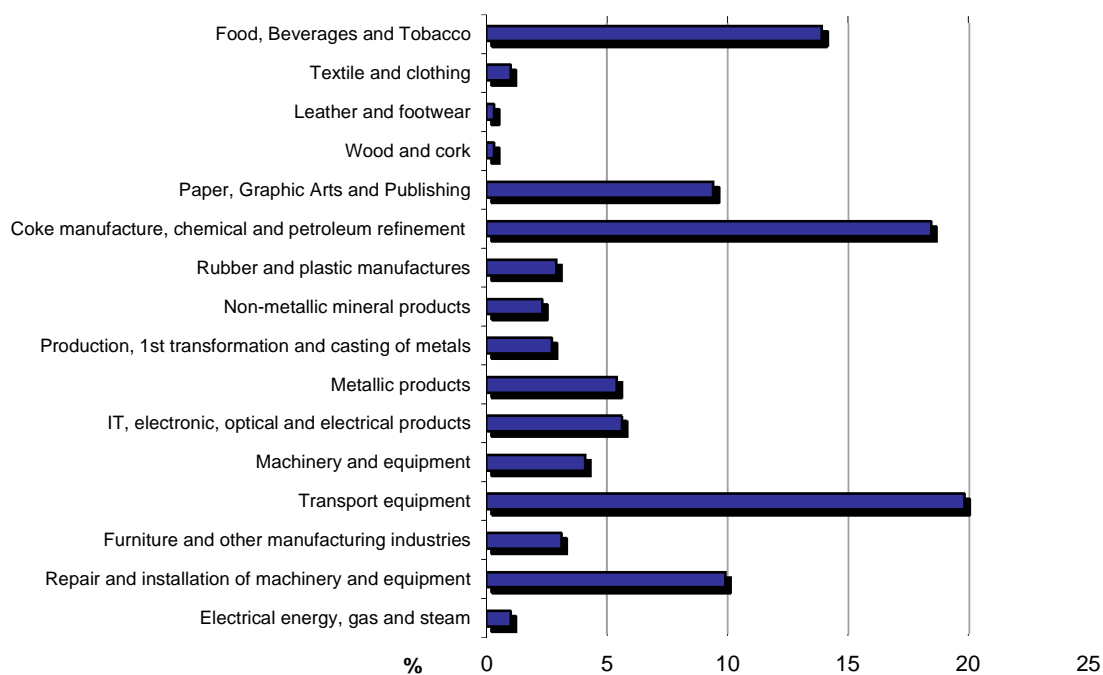
C.N.A.E-2009		Thousands of €	%
	<b>TOTAL</b>	<b>26,885,710</b>	<b>100.0</b>
10-11-12	Food, Beverages and Tobacco	6,857,343	25.5
13-14	Textile and clothing	1,193,074	4.4
15	Leather and footwear	139,485	0.5
16	Wood and cork	627,489	2.3
17-18	Paper, Graphic Arts and Publishing	507,677	1.9
19-20-21	Coke manufacture, chemical and petroleum refinement	3,302,002	12.3
22	Rubber and plastic manufactures	552,216	2.1
23	Non-metallic mineral products	554,553	2.1
24	Production, 1st transformation and casting of metals	1,935,046	7.2
25	Metallic products	1,040,966	3.9
26-27	IT, electronic, optical and electrical products	422,283	1.6
28	Machinery and equipment	597,662	2.2
29-30	Transport equipment	5,962,721	22.2
31-32	Furniture and other manufacturing industries	332,406	1.2
33	Repair and installation of machinery and	708,428	2.6
35	Electrical energy, gas and steam	2,152,358	8.0



AIPS-2013

## Madrid, Comunidad de

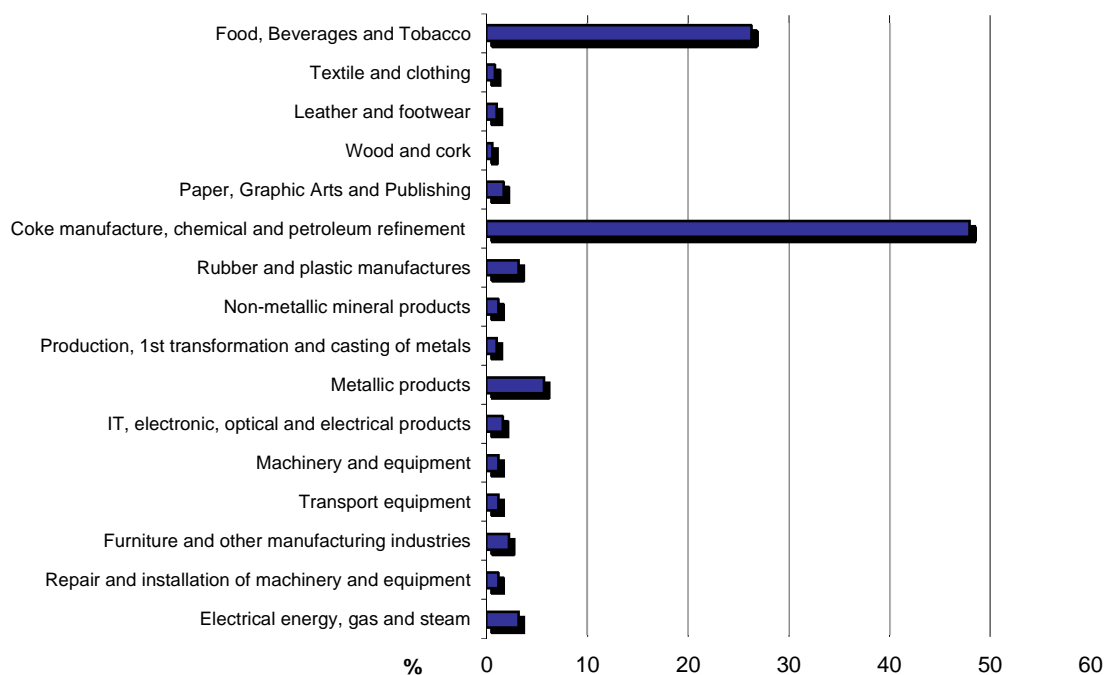
C.N.A.E-2009		Thousands of €	%
	<b>TOTAL</b>	<b>25,186,021</b>	<b>100.0</b>
10-11-12	Food, Beverages and Tobacco	3,492,083	13.9
13-14	Textile and clothing	263,584	1.0
15	Leather and footwear	80,086	0.3
16	Wood and cork	87,837	0.3
17-18	Paper, Graphic Arts and Publishing	2,372,365	9.4
19-20-21	Coke manufacture, chemical and petroleum refinement	4,623,523	18.4
22	Rubber and plastic manufactures	718,559	2.9
23	Non-metallic mineral products	578,732	2.3
24	Production, 1st transformation and casting of metals	677,104	2.7
25	Metallic products	1,349,277	5.4
26-27	IT, electronic, optical and electrical products	1,409,368	5.6
28	Machinery and equipment	1,034,024	4.1
29-30	Transport equipment	4,991,866	19.8
31-32	Furniture and other manufacturing industries	775,669	3.1
33	Repair and installation of machinery and	2,487,068	9.9
35	Electrical energy, gas and steam	244,876	1.0



AIPS-2013

## Murcia, Región de

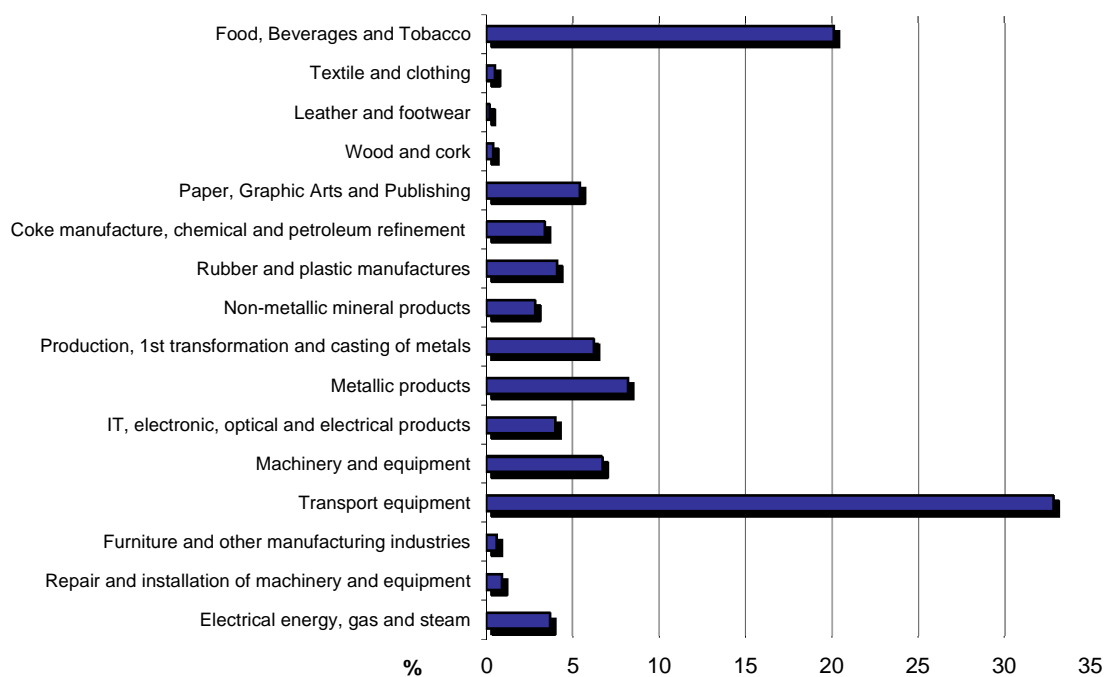
C.N.A.E-2009		Thousands of €	%
	<b>TOTAL</b>	<b>13,108,998</b>	<b>100.0</b>
10-11-12	Food, Beverages and Tobacco	3,451,191	26.3
13-14	Textile and clothing	103,228	0.8
15	Leather and footwear	130,801	1.0
16	Wood and cork	83,697	0.6
17-18	Paper, Graphic Arts and Publishing	220,936	1.7
19-20-21	Coke manufacture, chemical and petroleum refinement	6,283,752	47.9
22	Rubber and plastic manufactures	418,594	3.2
23	Non-metallic mineral products	158,770	1.2
24	Production, 1st transformation and casting of metals	125,582	1.0
25	Metallic products	746,383	5.7
26-27	IT, electronic, optical and electrical products	207,871	1.6
28	Machinery and equipment	154,599	1.2
29-30	Transport equipment	158,593	1.2
31-32	Furniture and other manufacturing industries	283,946	2.2
33	Repair and installation of machinery and	158,032	1.2
35	Electrical energy, gas and steam	423,022	3.2



AIPS-2013

## Navarra, Comunidad Foral de

C.N.A.E-2009		Thousands of €	%
	<b>TOTAL</b>	<b>13,077,527</b>	<b>100.0</b>
10-11-12	Food, Beverages and Tobacco	2,634,699	20.1
13-14	Textile and clothing	65,097	0.5
15	Leather and footwear	20,008	0.2
16	Wood and cork	55,228	0.4
17-18	Paper, Graphic Arts and Publishing	710,441	5.4
19-20-21	Coke manufacture, chemical and petroleum refinement	439,274	3.4
22	Rubber and plastic manufactures	531,148	4.1
23	Non-metallic mineral products	371,253	2.8
24	Production, 1st transformation and casting of metals	811,104	6.2
25	Metallic products	1,071,222	8.2
26-27	IT, electronic, optical and electrical products	518,935	4.0
28	Machinery and equipment	881,396	6.7
29-30	Transport equipment	4,292,555	32.8
31-32	Furniture and other manufacturing industries	74,045	0.6
33	Repair and installation of machinery and	111,688	0.9
35	Electrical energy, gas and steam	489,435	3.7

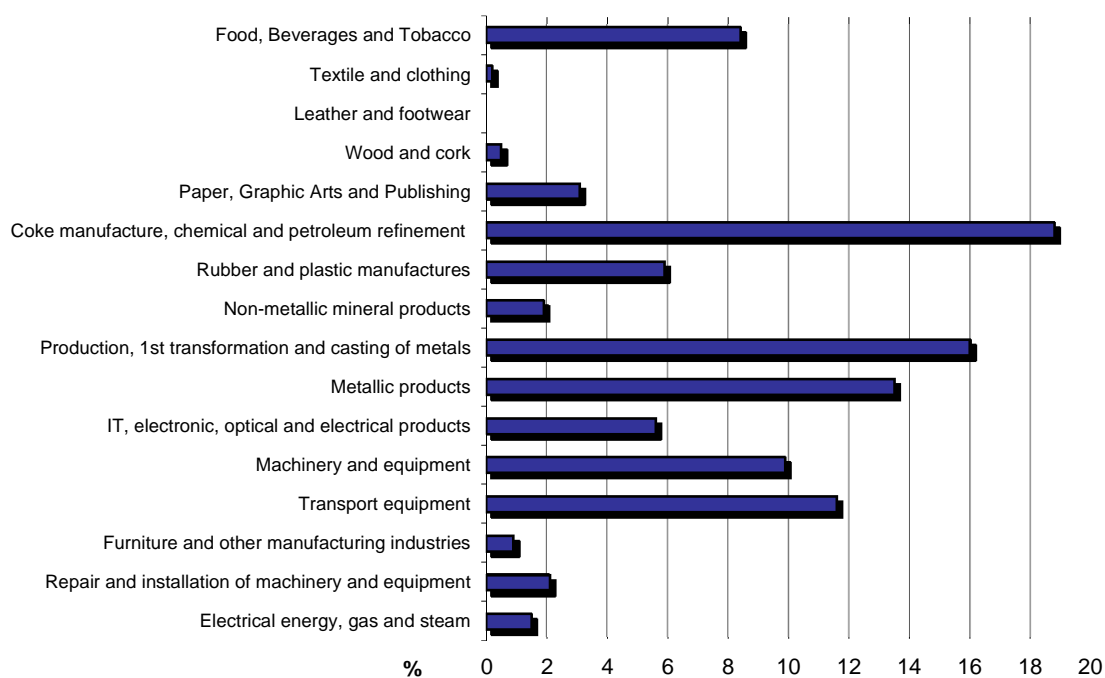




AIPS-2013

## País Vasco

C.N.A.E-2009		Thousands of €	%
	<b>TOTAL</b>	<b>36,270,551</b>	<b>100.0</b>
10-11-12	Food, Beverages and Tobacco	3,058,965	8.4
13-14	Textile and clothing	76,414	0.2
15	Leather and footwear	6,439	0.0
16	Wood and cork	189,604	0.5
17-18	Paper, Graphic Arts and Publishing	1,135,042	3.1
19-20-21	Coke manufacture, chemical and petroleum refinement	6,815,846	18.8
22	Rubber and plastic manufactures	2,139,837	5.9
23	Non-metallic mineral products	677,092	1.9
24	Production, 1st transformation and casting of metals	5,789,568	16.0
25	Metallic products	4,884,763	13.5
26-27	IT, electronic, optical and electrical products	2,020,437	5.6
28	Machinery and equipment	3,600,635	9.9
29-30	Transport equipment	4,196,134	11.6
31-32	Furniture and other manufacturing industries	340,915	0.9
33	Repair and installation of machinery and	778,771	2.1
35	Electrical energy, gas and steam	560,089	1.5



## AIPS-2013

## Rioja, La

C.N.A.E-2009		Thousands of €	%
	<b>TOTAL</b>	<b>3,833,361</b>	<b>100.0</b>
10-11-12	Food, Beverages and Tobacco	1,891,946	49.4
13-14	Textile and clothing	72,312	1.9
15	Leather and footwear	297,604	7.8
16	Wood and cork	142,960	3.7
17-18	Paper, Graphic Arts and Publishing	82,347	2.1
19-20-21	Coke manufacture, chemical and petroleum refinement	107,309	2.8
22	Rubber and plastic manufactures	307,891	8.0
23	Non-metallic mineral products	81,820	2.1
24	Production, 1st transformation and casting of metals	60,960	1.6
25	Metallic products	315,786	8.2
26-27	IT, electronic, optical and electrical products	27,644	0.7
28	Machinery and equipment	64,662	1.7
29-30	Transport equipment	123,154	3.2
31-32	Furniture and other manufacturing industries	84,689	2.2
33	Repair and installation of machinery and	30,203	0.8
35	Electrical energy, gas and steam	142,075	3.7

