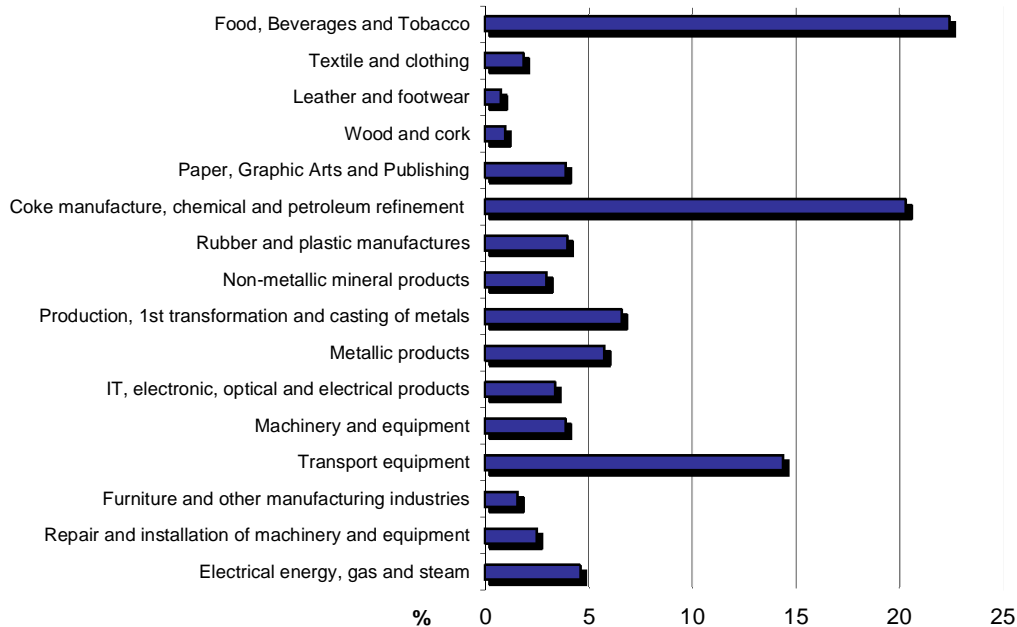


AIPS-2014

National total

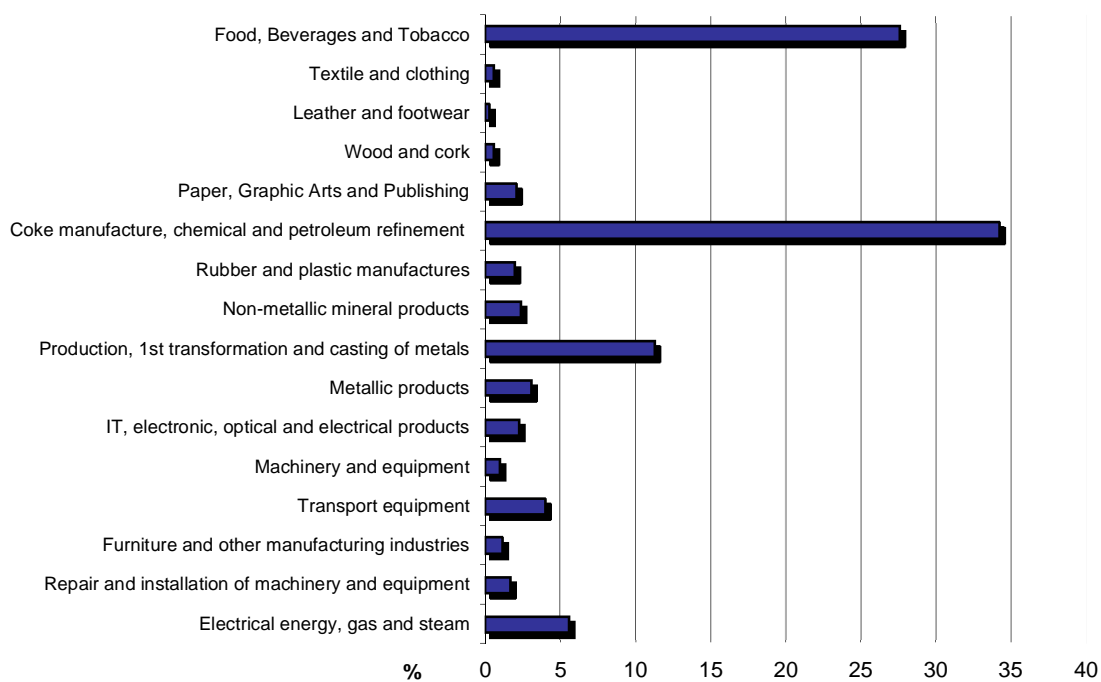
C.N.A.E-2009		Thousands €	%
	TOTAL	371,771,913	100.0
10-11-12	Food, Beverages and Tobacco	83,410,287	22.4
13-14	Textile and clothing	6,895,436	1.9
15	Leather and footwear	3,120,157	0.8
16	Wood and cork	3,651,327	1.0
17-18	Paper, Graphic Arts and Publishing	14,676,344	3.9
19-20-21	Coke manufacture, chemical and petroleum refinement	75,622,503	20.3
22	Rubber and plastic manufactures	14,761,645	4.0
23	Non-metallic mineral products	11,187,399	3.0
24	Production, 1st transformation and casting of metals	24,486,967	6.6
25	Metallic products	21,549,717	5.8
26-27	IT, electronic, optical and electrical products	12,475,672	3.4
28	Machinery and equipment	14,360,707	3.9
29-30	Transport equipment	53,413,193	14.4
31-32	Furniture and other manufacturing industries	5,891,735	1.6
33	Repair and installation of machinery and	9,277,303	2.5
35	Electrical energy, gas and steam	16,991,521	4.6



AIPS-2014

Andalucía

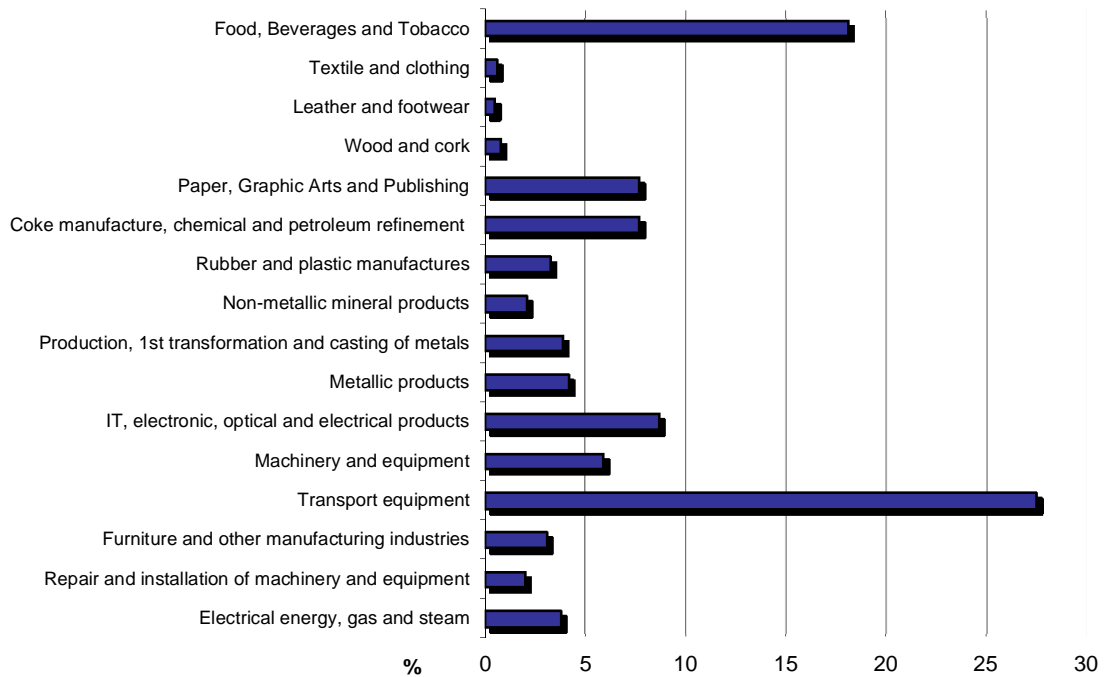
C.N.A.E-2009		Thousands €	%
	TOTAL	44,967,383	100.0
10-11-12	Food, Beverages and Tobacco	12,403,208	27.6
13-14	Textile and clothing	265,855	0.6
15	Leather and footwear	129,925	0.3
16	Wood and cork	265,000	0.6
17-18	Paper, Graphic Arts and Publishing	953,642	2.1
19-20-21	Coke manufacture, chemical and petroleum refinement	15,356,700	34.2
22	Rubber and plastic manufactures	900,152	2.0
23	Non-metallic mineral products	1,064,310	2.4
24	Production, 1st transformation and casting of metals	5,099,856	11.3
25	Metallic products	1,401,321	3.1
26-27	IT, electronic, optical and electrical products	1,051,154	2.3
28	Machinery and equipment	459,806	1.0
29-30	Transport equipment	1,799,370	4.0
31-32	Furniture and other manufacturing industries	536,484	1.2
33	Repair and installation of machinery and	777,704	1.7
35	Electrical energy, gas and steam	2,502,897	5.6



AIPS-2014

Aragón

C.N.A.E-2009		Thousands €	%
	TOTAL	17,397,349	100.0
10-11-12	Food, Beverages and Tobacco	3,156,874	18.1
13-14	Textile and clothing	103,217	0.6
15	Leather and footwear	92,944	0.5
16	Wood and cork	147,619	0.8
17-18	Paper, Graphic Arts and Publishing	1,341,191	7.7
19-20-21	Coke manufacture, chemical and petroleum refinement	1,342,164	7.7
22	Rubber and plastic manufactures	574,304	3.3
23	Non-metallic mineral products	368,705	2.1
24	Production, 1st transformation and casting of metals	679,815	3.9
25	Metallic products	730,578	4.2
26-27	IT, electronic, optical and electrical products	1,514,633	8.7
28	Machinery and equipment	1,020,854	5.9
29-30	Transport equipment	4,779,086	27.5
31-32	Furniture and other manufacturing industries	531,970	3.1
33	Repair and installation of machinery and	351,334	2.0
35	Electrical energy, gas and steam	662,060	3.8

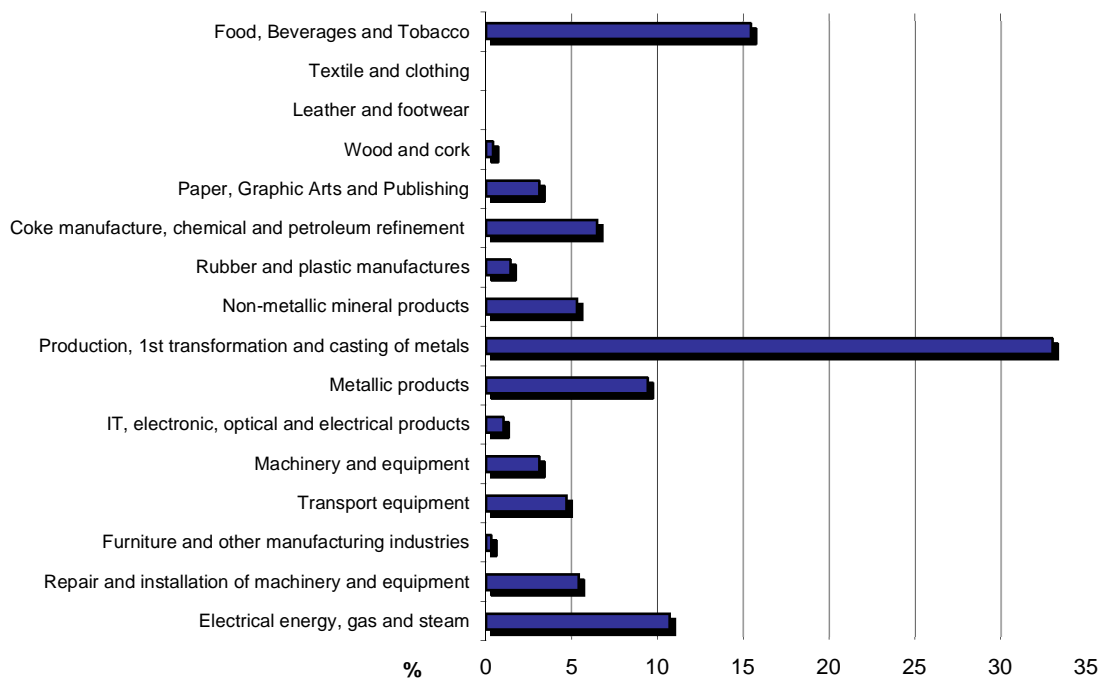


AIPS-2014

Asturias, Principado de

C.N.A.E-2009		Thousands €	%
	TOTAL	8,699,526	100.0
10-11-12	Food, Beverages and Tobacco	1,339,999	15.4
13-14	Textile and clothing	---	---
15	Leather and footwear	---	---
16	Wood and cork	37,529	0.4
17-18	Paper, Graphic Arts and Publishing	271,612	3.1
19-20-21	Coke manufacture, chemical and petroleum refinement	564,986	6.5
22	Rubber and plastic manufactures	117,848	1.4
23	Non-metallic mineral products	463,933	5.3
24	Production, 1st transformation and casting of metals	2,870,974	33.0
25	Metallic products	820,033	9.4
26-27	IT, electronic, optical and electrical products	83,753	1.0
28	Machinery and equipment	268,510	3.1
29-30	Transport equipment	405,375	4.7
31-32	Furniture and other manufacturing industries	23,115	0.3
33	Repair and installation of machinery and	466,247	5.4
35	Electrical energy, gas and steam	929,090	10.7

--- Data is protected by statistical secrecy

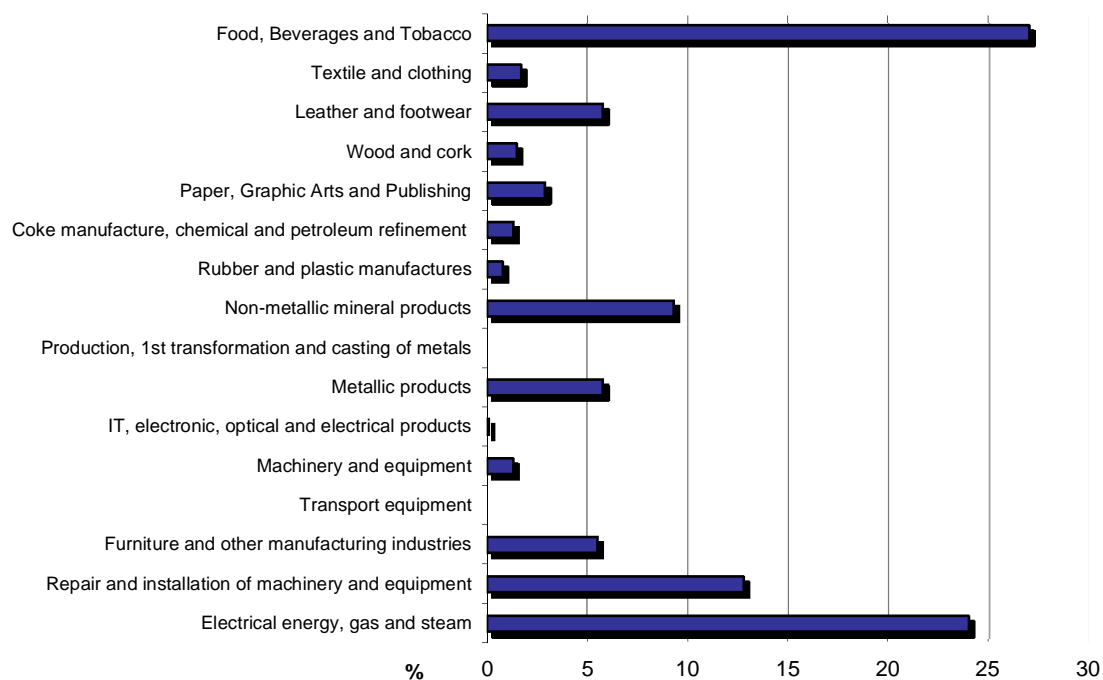


AIPS-2014

Balears, Illes

C.N.A.E-2009		Thousands €	%
TOTAL		1,261,912	100.0
10-11-12	Food, Beverages and Tobacco	340,735	27.0
13-14	Textile and clothing	20,836	1.7
15	Leather and footwear	73,350	5.8
16	Wood and cork	18,606	1.5
17-18	Paper, Graphic Arts and Publishing	36,388	2.9
19-20-21	Coke manufacture, chemical and petroleum refinement	15,806	1.3
22	Rubber and plastic manufactures	10,203	0.8
23	Non-metallic mineral products	117,674	9.3
24	Production, 1st transformation and casting of metals	---	---
25	Metallic products	73,761	5.8
26-27	IT, electronic, optical and electrical products	759	0.1
28	Machinery and equipment	16,844	1.3
29-30	Transport equipment	---	---
31-32	Furniture and other manufacturing industries	69,116	5.5
33	Repair and installation of machinery and	161,393	12.8
35	Electrical energy, gas and steam	302,431	24.0

--- Data is protected by statistical secrecy

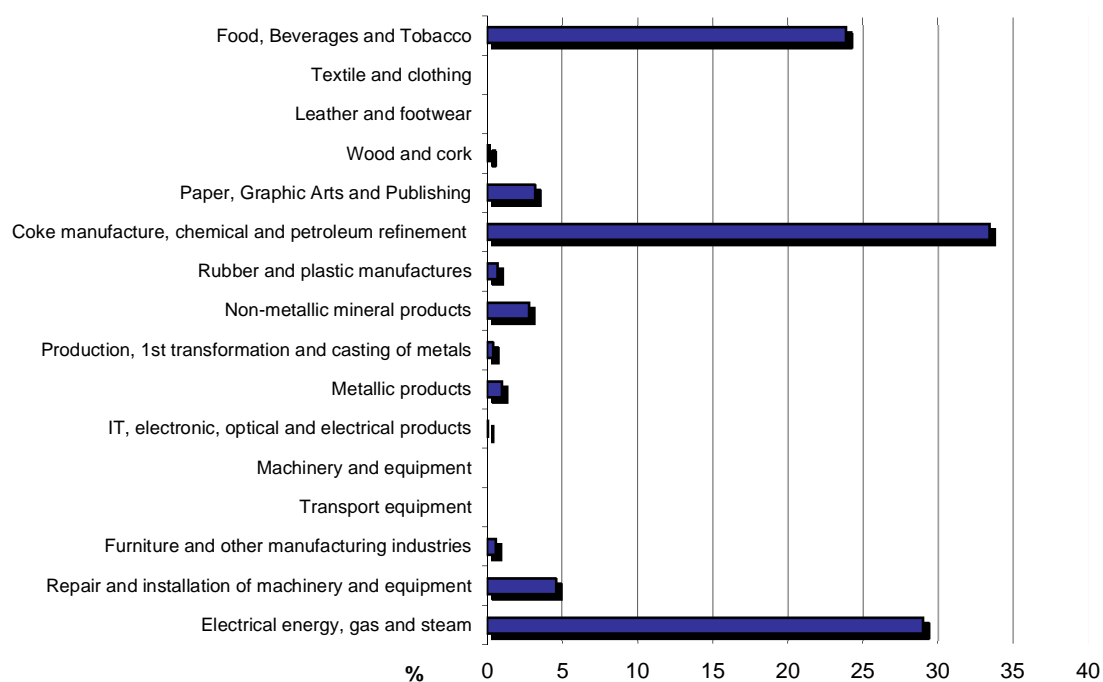


AIPS-2014

Canarias

C.N.A.E-2009		Thousands €	%
	TOTAL	5,611,131	100.0
10-11-12	Food, Beverages and Tobacco	1,338,598	23.9
13-14	Textile and clothing	---	---
15	Leather and footwear	---	---
16	Wood and cork	8,992	0.2
17-18	Paper, Graphic Arts and Publishing	182,133	3.2
19-20-21	Coke manufacture, chemical and petroleum refinement	1,872,142	33.4
22	Rubber and plastic manufactures	38,270	0.7
23	Non-metallic mineral products	154,740	2.8
24	Production, 1st transformation and casting of metals	23,794	0.4
25	Metallic products	54,552	1.0
26-27	IT, electronic, optical and electrical products	6,207	0.1
28	Machinery and equipment	414	0.0
29-30	Transport equipment	---	---
31-32	Furniture and other manufacturing industries	34,846	0.6
33	Repair and installation of machinery and	258,421	4.6
35	Electrical energy, gas and steam	1,627,439	29.0

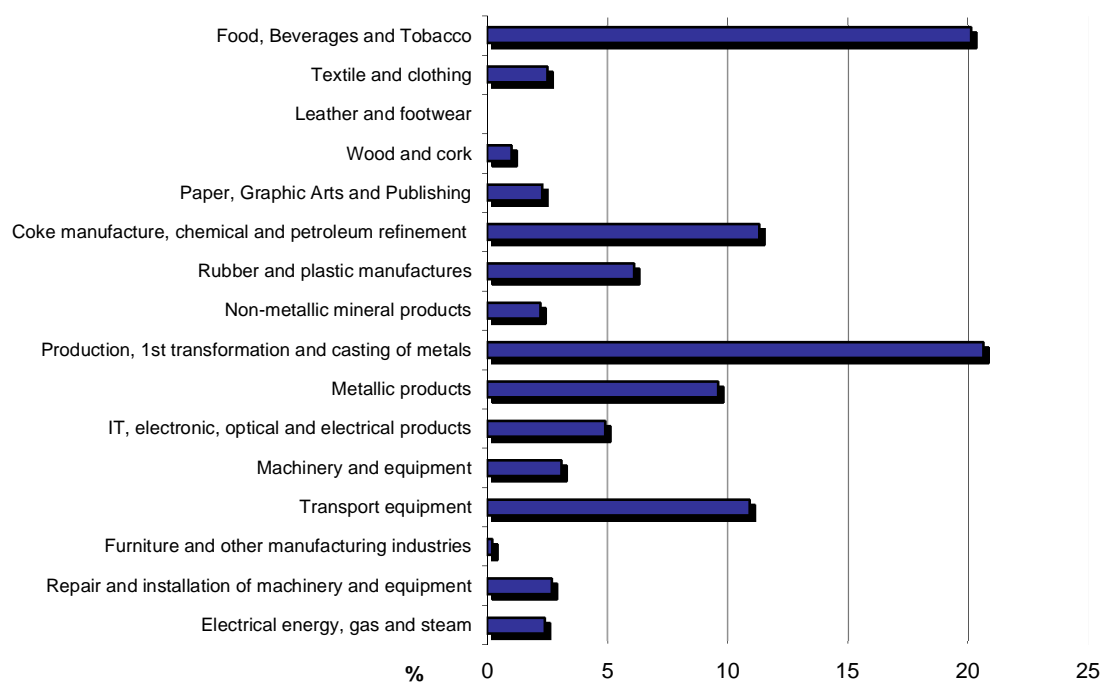
--- Data protected by statistical secrecy



AIPS-2014

Cantabria

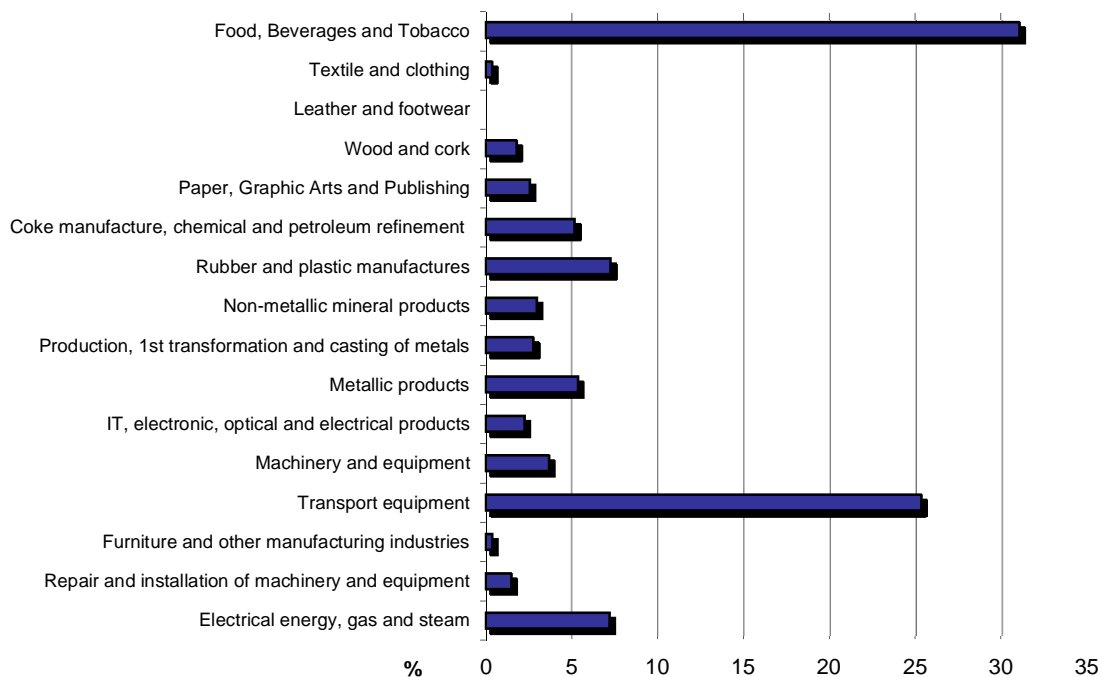
C.N.A.E-2009		Thousands €	%
	TOTAL	5,049,054	100.0
10-11-12	Food, Beverages and Tobacco	1,012,730	20.1
13-14	Textile and clothing	125,015	2.5
15	Leather and footwear	0	0.0
16	Wood and cork	51,800	1.0
17-18	Paper, Graphic Arts and Publishing	115,187	2.3
19-20-21	Coke manufacture, chemical and petroleum refinement	572,925	11.3
22	Rubber and plastic manufactures	310,045	6.1
23	Non-metallic mineral products	110,834	2.2
24	Production, 1st transformation and casting of metals	1,042,306	20.6
25	Metallic products	486,755	9.6
26-27	IT, electronic, optical and electrical products	246,401	4.9
28	Machinery and equipment	156,965	3.1
29-30	Transport equipment	550,572	10.9
31-32	Furniture and other manufacturing industries	12,513	0.2
33	Repair and installation of machinery and	134,323	2.7
35	Electrical energy, gas and steam	120,683	2.4



AIPS-2014

Castilla y León

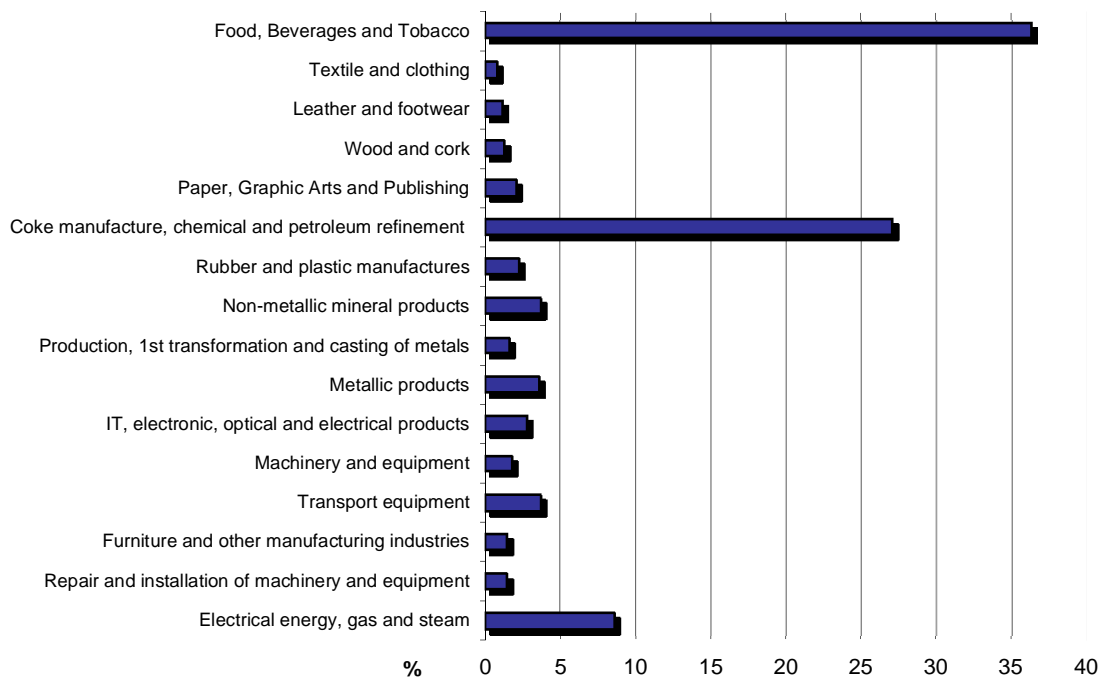
C.N.A.E-2009		Thousands €	%
	TOTAL	25,506,593	100.0
10-11-12	Food, Beverages and Tobacco	7,905,311	31.0
13-14	Textile and clothing	109,046	0.4
15	Leather and footwear	6,815	0.0
16	Wood and cork	468,445	1.8
17-18	Paper, Graphic Arts and Publishing	660,317	2.6
19-20-21	Coke manufacture, chemical and petroleum refinement	1,332,566	5.2
22	Rubber and plastic manufactures	1,874,423	7.3
23	Non-metallic mineral products	759,389	3.0
24	Production, 1st transformation and casting of metals	713,387	2.8
25	Metallic products	1,380,547	5.4
26-27	IT, electronic, optical and electrical products	586,157	2.3
28	Machinery and equipment	940,301	3.7
29-30	Transport equipment	6,465,157	25.3
31-32	Furniture and other manufacturing industries	96,860	0.4
33	Repair and installation of machinery and	370,529	1.5
35	Electrical energy, gas and steam	1,837,342	7.2



AIPS-2014

Castilla-La Mancha

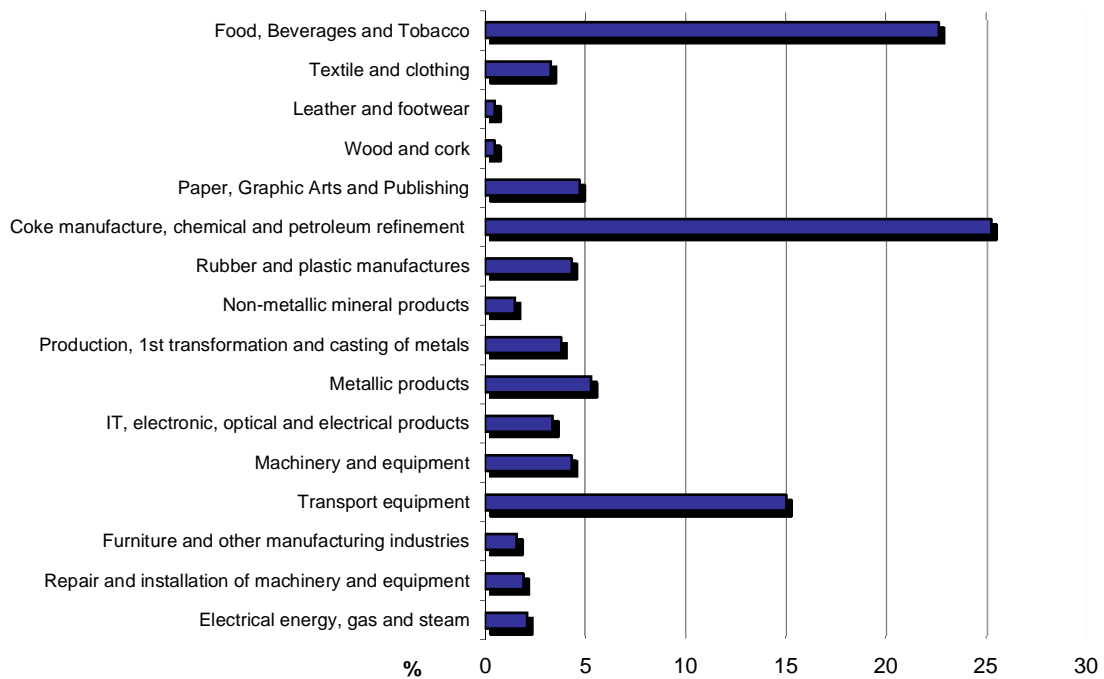
C.N.A.E-2009		Thousands €	%
	TOTAL	18,612,448	100.0
10-11-12	Food, Beverages and Tobacco	6,747,898	36.3
13-14	Textile and clothing	152,837	0.8
15	Leather and footwear	230,615	1.2
16	Wood and cork	245,253	1.3
17-18	Paper, Graphic Arts and Publishing	395,921	2.1
19-20-21	Coke manufacture, chemical and petroleum refinement	5,042,429	27.1
22	Rubber and plastic manufactures	425,480	2.3
23	Non-metallic mineral products	681,918	3.7
24	Production, 1st transformation and casting of metals	293,256	1.6
25	Metallic products	676,744	3.6
26-27	IT, electronic, optical and electrical products	519,610	2.8
28	Machinery and equipment	343,973	1.8
29-30	Transport equipment	695,580	3.7
31-32	Furniture and other manufacturing industries	270,413	1.5
33	Repair and installation of machinery and	284,468	1.5
35	Electrical energy, gas and steam	1,606,053	8.6



AIPS-2014

Cataluña

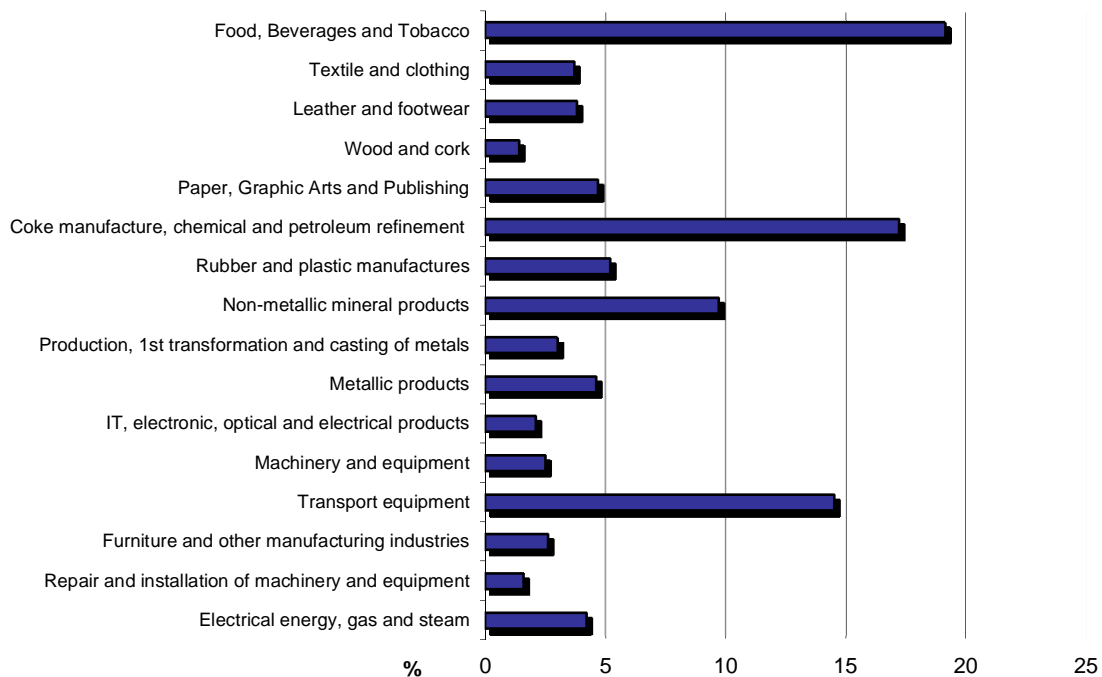
C.N.A.E-2009		Thousands €	%
TOTAL		85,242,255	100.0
10-11-12	Food, Beverages and Tobacco	19,226,257	22.6
13-14	Textile and clothing	2,803,672	3.3
15	Leather and footwear	390,755	0.5
16	Wood and cork	453,738	0.5
17-18	Paper, Graphic Arts and Publishing	3,995,731	4.7
19-20-21	Coke manufacture, chemical and petroleum refinement	21,514,758	25.2
22	Rubber and plastic manufactures	3,655,112	4.3
23	Non-metallic mineral products	1,297,074	1.5
24	Production, 1st transformation and casting of metals	3,198,839	3.8
25	Metallic products	4,533,998	5.3
26-27	IT, electronic, optical and electrical products	2,906,530	3.4
28	Machinery and equipment	3,662,143	4.3
29-30	Transport equipment	12,796,558	15.0
31-32	Furniture and other manufacturing industries	1,334,517	1.6
33	Repair and installation of machinery and	1,639,894	1.9
35	Electrical energy, gas and steam	1,832,681	2.1



AIPS-2014

Comunitat Valenciana

C.N.A.E-2009		Thousands €	%
TOTAL		37,139,379	100.0
10-11-12	Food, Beverages and Tobacco	7,076,016	19.1
13-14	Textile and clothing	1,379,359	3.7
15	Leather and footwear	1,423,191	3.8
16	Wood and cork	526,031	1.4
17-18	Paper, Graphic Arts and Publishing	1,734,662	4.7
19-20-21	Coke manufacture, chemical and petroleum refinement	6,386,733	17.2
22	Rubber and plastic manufactures	1,918,309	5.2
23	Non-metallic mineral products	3,615,094	9.7
24	Production, 1st transformation and casting of metals	1,128,408	3.0
25	Metallic products	1,701,001	4.6
26-27	IT, electronic, optical and electrical products	797,558	2.1
28	Machinery and equipment	916,178	2.5
29-30	Transport equipment	5,399,478	14.5
31-32	Furniture and other manufacturing industries	978,282	2.6
33	Repair and installation of machinery and	595,389	1.6
35	Electrical energy, gas and steam	1,563,693	4.2

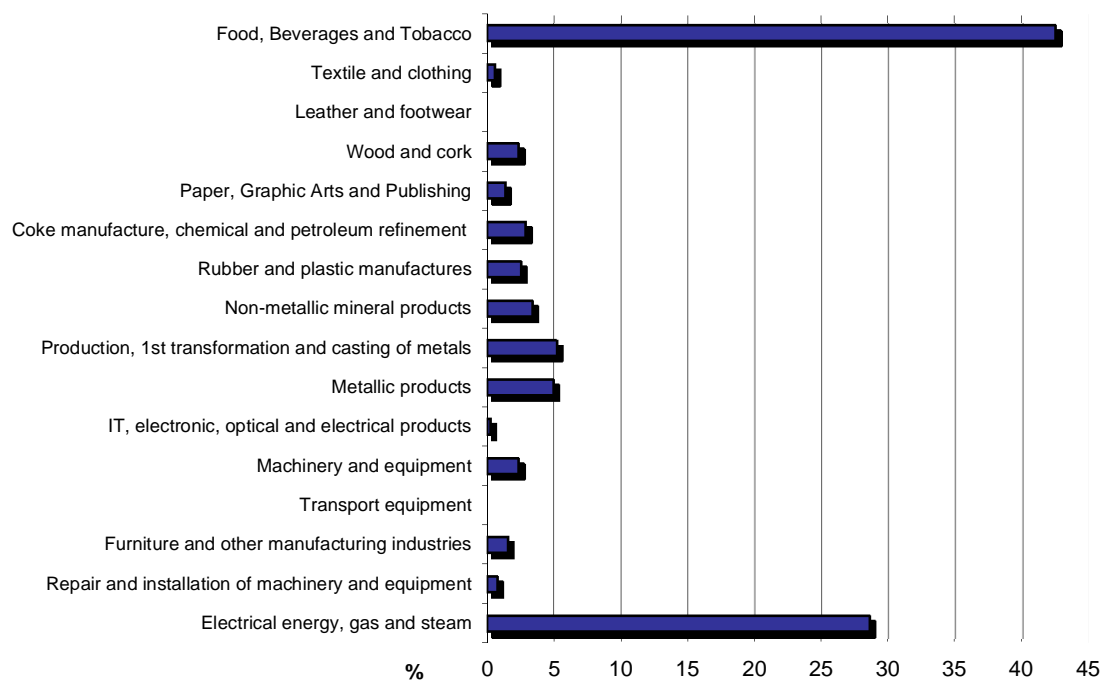


AIPS-2014

Extremadura

C.N.A.E-2009		Thousands €	%
	TOTAL	4,279,509	100.0
10-11-12	Food, Beverages and Tobacco	1,820,167	42.5
13-14	Textile and clothing	27,252	0.6
15	Leather and footwear	---	---
16	Wood and cork	103,556	2.4
17-18	Paper, Graphic Arts and Publishing	59,838	1.4
19-20-21	Coke manufacture, chemical and petroleum refinement	123,589	2.9
22	Rubber and plastic manufactures	112,992	2.6
23	Non-metallic mineral products	145,646	3.4
24	Production, 1st transformation and casting of metals	224,470	5.2
25	Metallic products	214,484	5.0
26-27	IT, electronic, optical and electrical products	13,980	0.3
28	Machinery and equipment	101,358	2.4
29-30	Transport equipment	---	---
31-32	Furniture and other manufacturing industries	68,521	1.6
33	Repair and installation of machinery and	33,169	0.8
35	Electrical energy, gas and steam	1,222,535	28.6

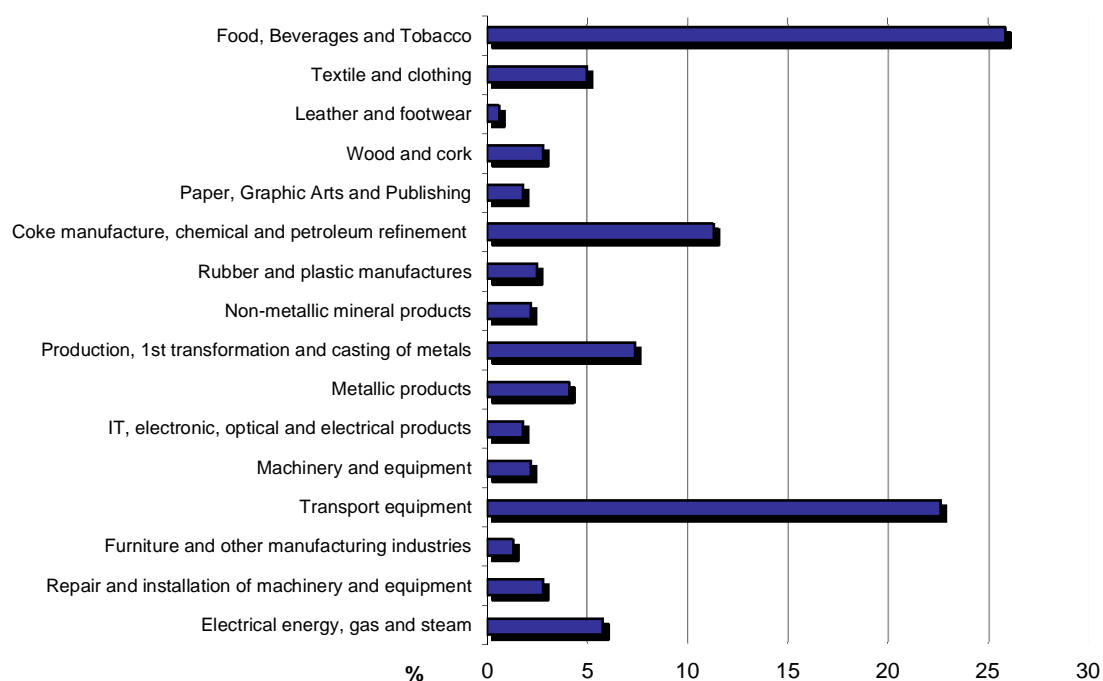
--- Data protected by statistical secrecy



AIPS-2014

Galicia

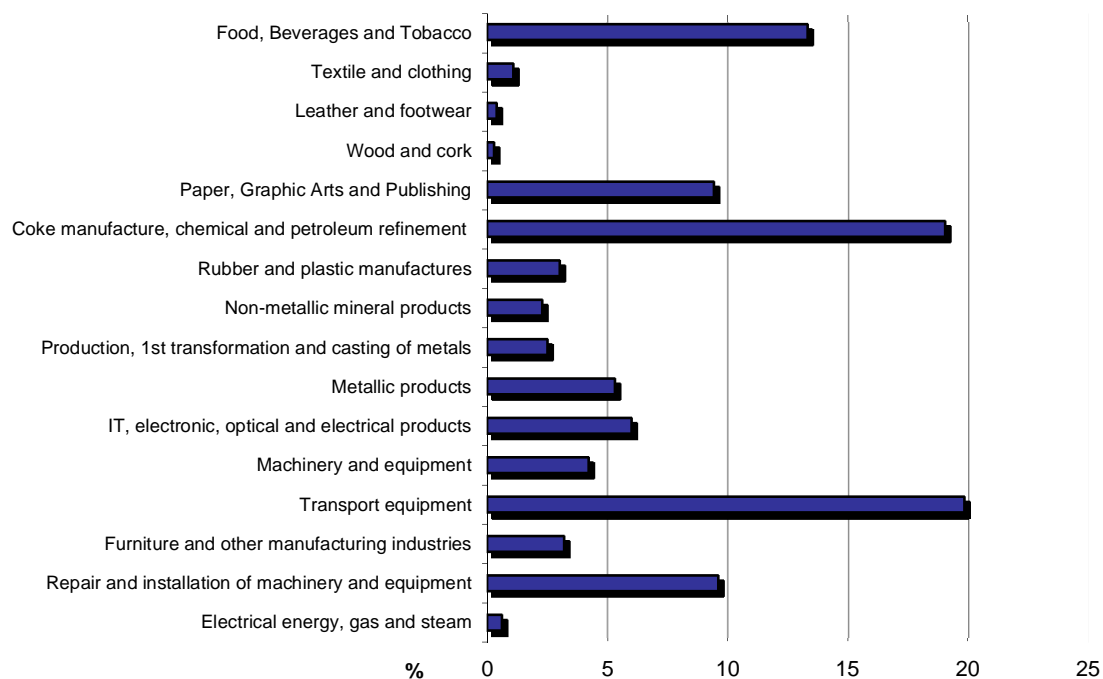
C.N.A.E-2009		Thousands €	%
	TOTAL	25,505,853	100.0
10-11-12	Food, Beverages and Tobacco	6,572,137	25.8
13-14	Textile and clothing	1,277,027	5.0
15	Leather and footwear	148,166	0.6
16	Wood and cork	713,431	2.8
17-18	Paper, Graphic Arts and Publishing	454,988	1.8
19-20-21	Coke manufacture, chemical and petroleum refinement	2,876,054	11.3
22	Rubber and plastic manufactures	644,130	2.5
23	Non-metallic mineral products	567,703	2.2
24	Production, 1st transformation and casting of metals	1,896,777	7.4
25	Metallic products	1,045,235	4.1
26-27	IT, electronic, optical and electrical products	457,234	1.8
28	Machinery and equipment	570,594	2.2
29-30	Transport equipment	5,774,347	22.6
31-32	Furniture and other manufacturing industries	337,298	1.3
33	Repair and installation of machinery and	701,971	2.8
35	Electrical energy, gas and steam	1,468,760	5.8



AIPS-2014

Madrid, Comunidad de

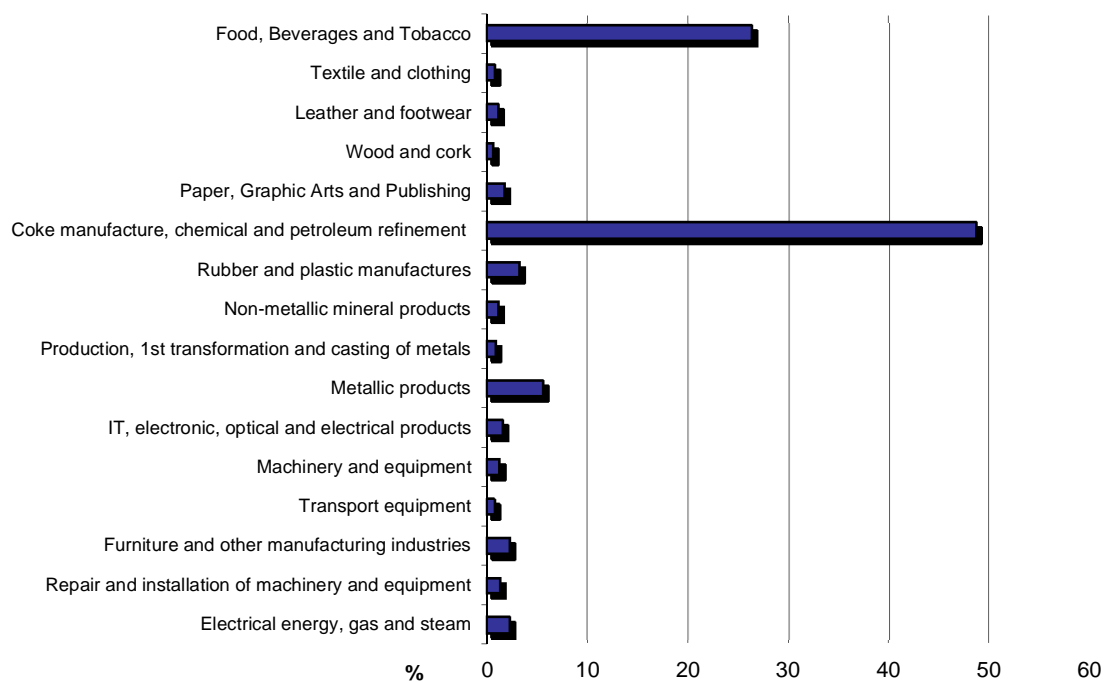
C.N.A.E-2009		Thousands €	%
TOTAL		24,663,835	100.0
10-11-12	Food, Beverages and Tobacco	3,288,133	13.3
13-14	Textile and clothing	273,207	1.1
15	Leather and footwear	90,436	0.4
16	Wood and cork	83,400	0.3
17-18	Paper, Graphic Arts and Publishing	2,321,927	9.4
19-20-21	Coke manufacture, chemical and petroleum refinement	4,690,833	19.0
22	Rubber and plastic manufactures	732,784	3.0
23	Non-metallic mineral products	563,094	2.3
24	Production, 1st transformation and casting of metals	610,422	2.5
25	Metallic products	1,315,841	5.3
26-27	IT, electronic, optical and electrical products	1,469,878	6.0
28	Machinery and equipment	1,039,139	4.2
29-30	Transport equipment	4,876,661	19.8
31-32	Furniture and other manufacturing industries	793,037	3.2
33	Repair and installation of machinery and	2,367,291	9.6
35	Electrical energy, gas and steam	147,753	0.6



AIPS-2014

Murcia, Región de

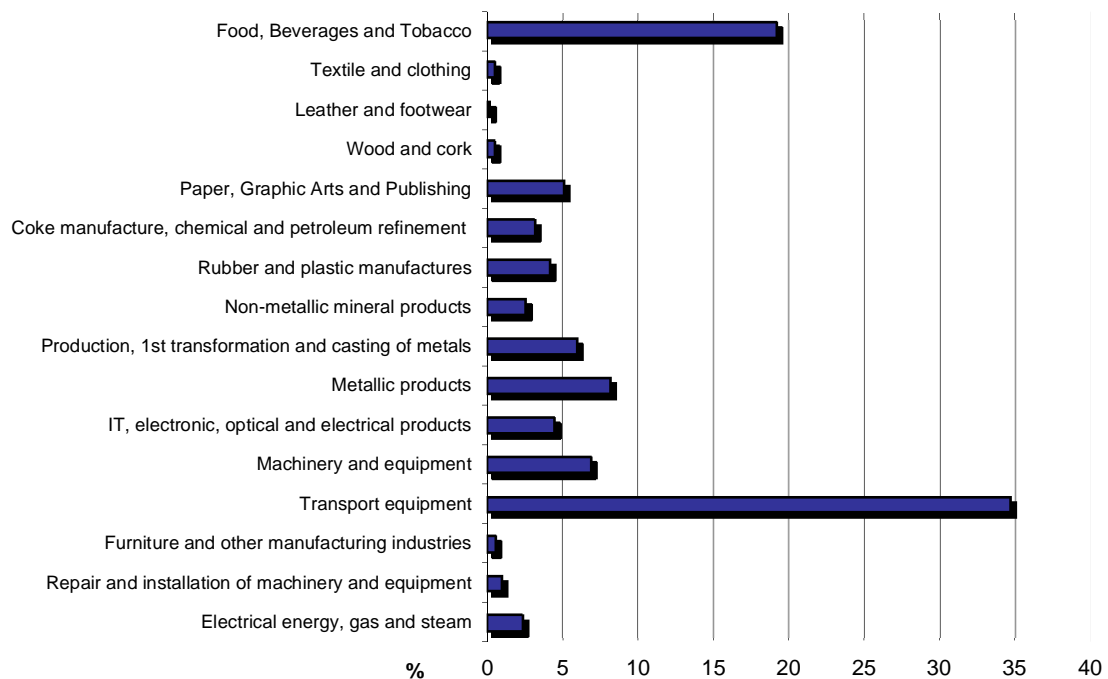
C.N.A.E-2009		Thousands €	%
	TOTAL	13,500,568	100.0
10-11-12	Food, Beverages and Tobacco	3,553,549	26.3
13-14	Textile and clothing	102,083	0.8
15	Leather and footwear	158,715	1.2
16	Wood and cork	88,578	0.7
17-18	Paper, Graphic Arts and Publishing	239,549	1.8
19-20-21	Coke manufacture, chemical and petroleum refinement	6,567,858	48.6
22	Rubber and plastic manufactures	446,367	3.3
23	Non-metallic mineral products	162,856	1.2
24	Production, 1st transformation and casting of metals	120,701	0.9
25	Metallic products	759,117	5.6
26-27	IT, electronic, optical and electrical products	212,547	1.6
28	Machinery and equipment	173,379	1.3
29-30	Transport equipment	110,936	0.8
31-32	Furniture and other manufacturing industries	309,500	2.3
33	Repair and installation of machinery and	183,433	1.4
35	Electrical energy, gas and steam	311,403	2.3



AIPS-2014

Navarra, Comunidad Foral de

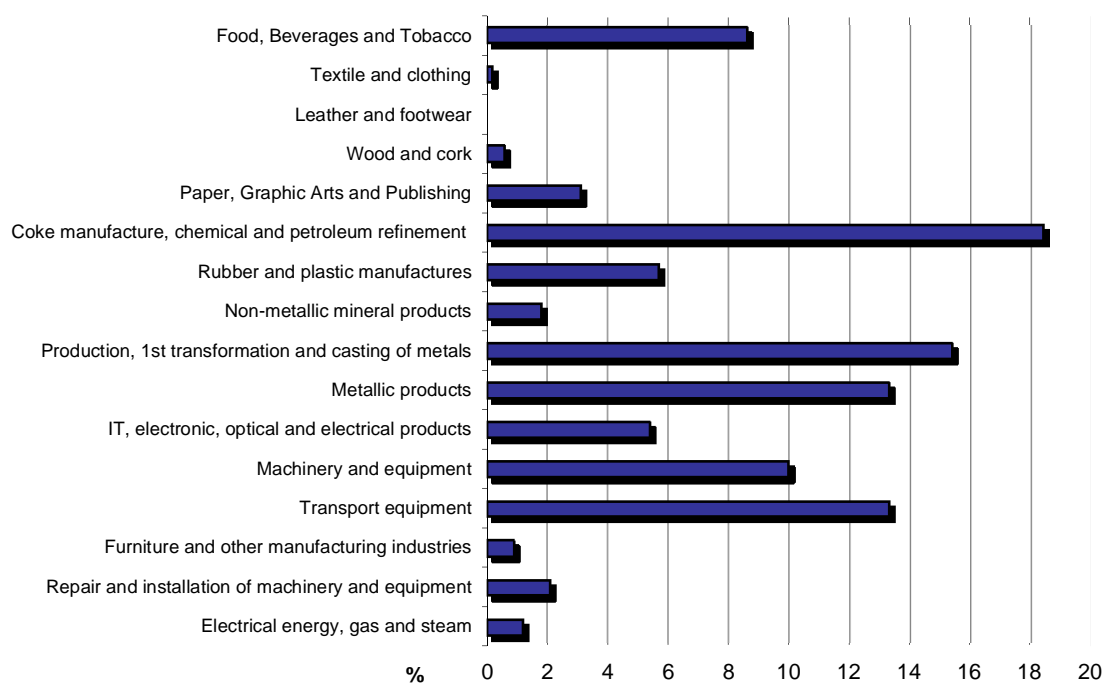
C.N.A.E-2009		Thousands €	%
TOTAL		13,542,008	100.0
10-11-12	Food, Beverages and Tobacco	2,604,295	19.2
13-14	Textile and clothing	65,016	0.5
15	Leather and footwear	28,649	0.2
16	Wood and cork	70,185	0.5
17-18	Paper, Graphic Arts and Publishing	696,913	5.1
19-20-21	Coke manufacture, chemical and petroleum refinement	436,797	3.2
22	Rubber and plastic manufactures	575,507	4.2
23	Non-metallic mineral products	356,709	2.6
24	Production, 1st transformation and casting of metals	816,258	6.0
25	Metallic products	1,115,736	8.2
26-27	IT, electronic, optical and electrical products	603,106	4.5
28	Machinery and equipment	928,441	6.9
29-30	Transport equipment	4,703,279	34.7
31-32	Furniture and other manufacturing industries	81,716	0.6
33	Repair and installation of machinery and	139,691	1.0
35	Electrical energy, gas and steam	319,709	2.4



AIPS-2014

País Vasco

C.N.A.E-2009		Thousands €	%
TOTAL		36,893,399	100.0
10-11-12	Food, Beverages and Tobacco	3,154,514	8.6
13-14	Textile and clothing	68,011	0.2
15	Leather and footwear	6,022	0.0
16	Wood and cork	211,084	0.6
17-18	Paper, Graphic Arts and Publishing	1,145,228	3.1
19-20-21	Coke manufacture, chemical and petroleum refinement	6,780,243	18.4
22	Rubber and plastic manufactures	2,112,151	5.7
23	Non-metallic mineral products	670,508	1.8
24	Production, 1st transformation and casting of metals	5,699,095	15.4
25	Metallic products	4,915,622	13.3
26-27	IT, electronic, optical and electrical products	1,981,373	5.4
28	Machinery and equipment	3,699,890	10.0
29-30	Transport equipment	4,897,202	13.3
31-32	Furniture and other manufacturing industries	319,709	0.9
33	Repair and installation of machinery and	777,052	2.1
35	Electrical energy, gas and steam	455,694	1.2



AIPS-2014

Rioja, La

C.N.A.E-2009		Thousands €	%
TOTAL		3,899,709	100.0
10-11-12	Food, Beverages and Tobacco	1,869,866	47.9
13-14	Textile and clothing	77,217	2.0
15	Leather and footwear	340,338	8.7
16	Wood and cork	158,081	4.1
17-18	Paper, Graphic Arts and Publishing	71,116	1.8
19-20-21	Coke manufacture, chemical and petroleum refinement	145,919	3.7
22	Rubber and plastic manufactures	313,570	8.0
23	Non-metallic mineral products	87,211	2.2
24	Production, 1st transformation and casting of metals	68,198	1.7
25	Metallic products	324,393	8.3
26-27	IT, electronic, optical and electrical products	24,793	0.6
28	Machinery and equipment	61,917	1.6
29-30	Transport equipment	146,962	3.8
31-32	Furniture and other manufacturing industries	93,838	2.4
33	Repair and installation of machinery and	34,994	0.9
35	Electrical energy, gas and steam	81,296	2.1

