

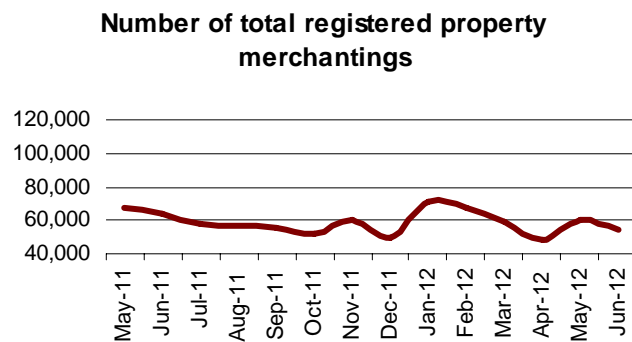
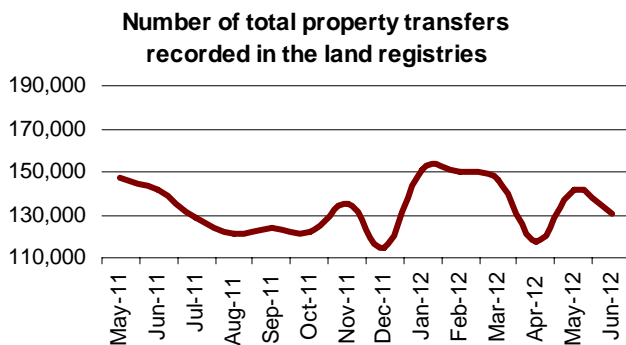
Statistics on Transfer of Property Rights
June 2012. *Provisional data*

In June, the number of property transfers is 130,294, 3.8% less as compared with the same month the previous year

25,405 merchantings of dwellings are registered, decrease 11.4% in the interannual rate

The number of property transfers **recorded in the land registries, from public deeds previously registered**, was 130,294 in June, that is, 8.1% less than for the same month in 2011, and 8.1% lower than in May 2012.

In the case of registered merchantings of property, the number of transfers was 54,447, representing an interannual decrease of 14.4%, and a decrease of 9.3%, as compared with the previous month.



Number of registered property transfers, by acquisition title

| | Total | % variation | | |
|------------------|---------|--------------|-------------|-------------------------|
| | | Intermonthly | Interannual | Interannual accumulated |
| Total properties | 130,294 | -8.1 | -8.1 | -7.4 |
| Merchanting | 54,447 | -9.3 | -14.4 | -16.5 |
| Donation | 4,926 | -10.7 | -3.0 | 4.1 |
| Swap | 746 | -29.7 | -40.0 | -26.6 |
| Inheritance | 31,664 | -5.0 | 2.0 | 1.4 |
| Other titles* | 38,511 | -7.9 | -5.5 | 1.1 |

* These include concentrations of plots or horizontal divisions, as well as other transactions that are not classified by acquisition title.

Merchantings recorded in the land registries

84.9% of the registered merchantings corresponded to urban properties and 15.1% to rustic properties. Among the urban properties, 55.0% were merchantings of dwellings.

The number of merchantings of rustic properties decreased 7.8% in the interannual rate in June, while that of urban properties decreased 15.5%. Within the latter, merchantings of dwellings decreased 11.4%.

Number of registered merchanting

| | Total | % variation | | |
|--------------------------|--------|--------------|-------------|-------------------------|
| | | Intermonthly | Interannual | Interannual accumulated |
| Rustic properties | 8,233 | -10.8 | -7.8 | 0.3 |
| Urban properties | 46,214 | -9.0 | -15.5 | -19.0 |
| - Dwellings | 25,405 | -6.9 | -11.4 | -20.8 |
| - Other urban properties | 20,809 | -11.4 | -19.9 | -16.8 |

Registered merchantings of dwellings, by protection system and status

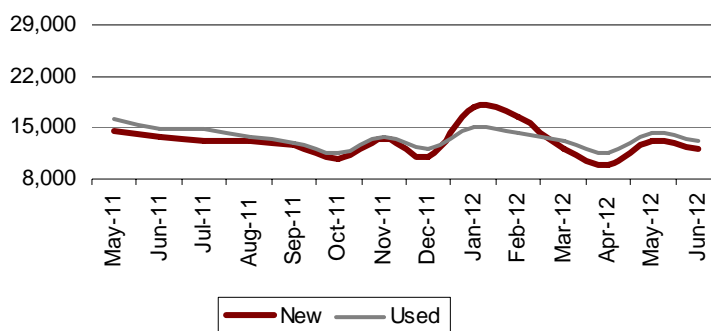
87.3% of transfers of dwellings by merchanting in June were free housing, and 12.7% were protected housing. In interannual terms, the number of transfers of free dwellings by merchanting decreased 10.1% and that of protected dwellings decreased 19.6%.

Number of registered merchantings of dwellings

| | Total | Percentage | % variation | | |
|-------------------|---------------|------------|--------------|-------------|-------------------------|
| | | | Intermonthly | Interannual | Interannual accumulated |
| Total | 25,405 | | | | |
| Free housing | 22,173 | 87.3 | -9.2 | -10.1 | -20.1 |
| Protected housing | 3,232 | 12.7 | 12.3 | -19.6 | -24.7 |
| Total | 25,405 | | | | |
| New housing | 12,109 | 47.7 | -7.6 | -12.3 | -18.2 |
| Used housing | 13,296 | 52.3 | -6.3 | -10.6 | -23.2 |

47.7% of the dwellings transferred by merchanting in June were new, and 52.3% were used. The number of transactions on new dwellings decreased 12.3% and the number of used dwellings decreased 10.6%, as compared with June 2011.

Number of registered merchantings on dwellings



Geographical distribution

In June 2012, the total number of property transfers recorded in the land registries per 100,000 inhabitants¹ was highest in the Autonomous Communities of Castilla y León (576) and La Rioja (562).

The Autonomous Communities showing the highest number of registered merchantings of property per 100,000 inhabitants¹ were La Rioja (229) and Castilla-La Mancha and (203).

By registered merchantings of dwellings, the Autonomous Communities in which the number of transfers per 100,000 inhabitants¹ was highest were Comunitat Valenciana (95) and La Rioja (85).

61.9% of merchantings of dwellings in June 2012 were recorded in four Autonomous Communities: Andalucía, Comunitat Valenciana, Cataluña and Comunidad de Madrid.

Number of registered property transfers, by autonomous cities and communities

| | Total property transfers recorded in the registries | | Registered merchantings of the total properties | | Registered merchantings of dwellings | |
|-----------------------------|---|--|---|--|--------------------------------------|--|
| | Number | Number per hundred thousand inhabitants ¹ | Number | Number per hundred thousand inhabitants ¹ | Number | Number per hundred thousand inhabitants ¹ |
| TOTAL | 130,294 | 345 | 54,447 | 144 | 25,405 | 67 |
| Andalucía | 20,426 | 308 | 9,849 | 149 | 5,115 | 77 |
| Aragón | 5,831 | 538 | 1,968 | 182 | 682 | 63 |
| Asturias, Principado de | 3,210 | 354 | 1,165 | 129 | 448 | 49 |
| Balears, Illes | 2,612 | 293 | 1,112 | 125 | 533 | 60 |
| Canarias | 5,266 | 306 | 2,345 | 136 | 1,247 | 72 |
| Cantabria | 2,029 | 420 | 863 | 179 | 361 | 75 |
| Castilla y León | 12,025 | 576 | 3,664 | 175 | 1,173 | 56 |
| Castilla - La Mancha | 8,517 | 511 | 3,389 | 203 | 1,176 | 71 |
| Cataluña | 17,215 | 287 | 6,982 | 117 | 3,386 | 57 |
| Comunitat Valenciana | 17,375 | 423 | 7,753 | 189 | 3,879 | 95 |
| Extremadura | 3,609 | 408 | 1,594 | 180 | 709 | 80 |
| Galicia | 7,151 | 309 | 2,560 | 111 | 982 | 42 |
| Madrid, Comunidad de | 12,528 | 242 | 5,848 | 113 | 3,356 | 65 |
| Murcia, Región de | 3,991 | 350 | 1,950 | 171 | 901 | 79 |
| Navarra, Comunidad Foral de | 2,035 | 401 | 665 | 131 | 239 | 47 |
| País Vasco | 4,807 | 270 | 2,027 | 114 | 942 | 53 |
| Rioja, La | 1,449 | 562 | 589 | 229 | 218 | 85 |
| Ceuta | 121 | 197 | 73 | 119 | 30 | 49 |
| Melilla | 97 | 170 | 51 | 89 | 28 | 49 |

¹This data was calculated from the revision of the figures of the Municipal Register for the year 2011. Only the population aged 18 to 84 years old was considered.

Information by province

The provincial results that were previously provided in this Press Release, may henceforth be consulted via the following link to the INE website:

http://www.ine.es/en/daco/daco42/etdp/etdppro0612_en.pdf

For further information see [INEbase-www.ine.es/en/welcome_en.htm](http://www.ine.es/en/welcome_en.htm) All press releases at: www.ine.es/en/prensa/prensa_en.htm

Press Office: Telephone numbers: 91 583 93 63 / 94 08 – Fax: 91 583 90 87 - gprensa@ine.es

Information Area: Telephone number: 91 583 91 00 – Fax: 91 583 91 58 – www.ine.es/infoine/?L=1

Statistics on Transfer of Property Rights June 2012. Provisional Data

STPR. 1 Transfers recorded in the land registries, made on rustic and urban properties

| | Total | Rustic properties | Urban properties | | |
|-----------------------------|----------------|-------------------|------------------|--------------|------------------------|
| | | | Dwellings | Plots | Other urban properties |
| TOTAL | 130,294 | 31,969 | 55,412 | 6,048 | 36,865 |
| Andalucía | 20,426 | 3,529 | 10,084 | 1,068 | 5,745 |
| Aragón | 5,831 | 2,466 | 1,899 | 141 | 1,325 |
| Asturias, Principado de | 3,210 | 1,434 | 966 | 43 | 767 |
| Balears, Illes | 2,612 | 581 | 1,156 | 181 | 694 |
| Canarias | 5,266 | 664 | 2,533 | 219 | 1,850 |
| Cantabria | 2,029 | 613 | 724 | 76 | 616 |
| Castilla y León | 12,025 | 5,750 | 3,109 | 574 | 2,592 |
| Castilla - La Mancha | 8,517 | 3,749 | 2,622 | 493 | 1,653 |
| Cataluña | 17,215 | 2,200 | 8,416 | 998 | 5,601 |
| Comunitat Valenciana | 17,375 | 3,103 | 8,343 | 508 | 5,421 |
| Extremadura | 3,609 | 1,265 | 1,483 | 216 | 645 |
| Galicia | 7,151 | 2,722 | 2,268 | 196 | 1,965 |
| Madrid, Comunidad de | 12,528 | 835 | 6,842 | 883 | 3,968 |
| Murcia, Región de | 3,991 | 715 | 1,826 | 201 | 1,249 |
| Navarra, Comunidad Foral de | 2,035 | 972 | 548 | 112 | 403 |
| País Vasco | 4,807 | 724 | 2,058 | 105 | 1,920 |
| Rioja, La | 1,449 | 645 | 422 | 27 | 355 |
| Ceuta | 121 | 1 | 64 | 4 | 52 |
| Melilla | 97 | 1 | 49 | 3 | 44 |

June 2012. Provisional Data

STPR. 2 Transfers made on rustic properties, by acquisition title

| | Rustic properties | Merchanting | Donation | Swap | Inheritance | Other titles |
|-----------------------------|-------------------|-------------|----------|------|-------------|--------------|
| TOTAL | 31,969 | 8,233 | 1,936 | 189 | 13,122 | 8,489 |
| Andalucía | 3,529 | 1,146 | 122 | 22 | 1,396 | 843 |
| Aragón | 2,466 | 716 | 135 | 22 | 1,078 | 515 |
| Asturias, Principado de | 1,434 | 289 | 37 | 18 | 557 | 533 |
| Balears, Illes | 581 | 185 | 54 | 2 | 242 | 98 |
| Canarias | 664 | 173 | 98 | 1 | 195 | 197 |
| Cantabria | 613 | 142 | 7 | 1 | 326 | 137 |
| Castilla y León | 5,750 | 1,299 | 352 | 19 | 2,497 | 1,583 |
| Castilla - La Mancha | 3,749 | 1,158 | 353 | 27 | 1,491 | 720 |
| Cataluña | 2,200 | 410 | 91 | 7 | 1,289 | 403 |
| Comunitat Valenciana | 3,103 | 835 | 406 | 13 | 1,272 | 577 |
| Extremadura | 1,265 | 442 | 21 | 6 | 502 | 294 |
| Galicia | 2,722 | 558 | 27 | 29 | 677 | 1,431 |
| Madrid, Comunidad de | 835 | 142 | 39 | 0 | 251 | 403 |
| Murcia, Región de | 715 | 247 | 53 | 4 | 191 | 220 |
| Navarra, Comunidad Foral de | 972 | 209 | 55 | 6 | 562 | 140 |
| País Vasco | 724 | 94 | 84 | 11 | 387 | 148 |
| Rioja, La | 645 | 187 | 2 | 1 | 208 | 247 |
| Ceuta | 1 | 1 | 0 | 0 | 0 | 0 |
| Melilla | 1 | 0 | 0 | 0 | 1 | 0 |

June 2012. Provisional Data

STPR. 3 Transfers made on urban properties, by acquisition title

| | Urban properties | Merchanting | Donation | Swap | Inheritance | Other titles |
|-----------------------------|------------------|---------------|--------------|------------|---------------|---------------|
| TOTAL | 98,325 | 46,214 | 2,990 | 557 | 18,542 | 30,022 |
| Andalucía | 16,897 | 8,703 | 88 | 128 | 2,537 | 5,441 |
| Aragón | 3,365 | 1,252 | 82 | 20 | 829 | 1,182 |
| Asturias, Principado de | 1,776 | 876 | 22 | 14 | 431 | 433 |
| Balears, Illes | 2,031 | 927 | 111 | 11 | 406 | 576 |
| Canarias | 4,602 | 2,172 | 510 | 12 | 532 | 1,376 |
| Cantabria | 1,416 | 721 | 12 | 2 | 299 | 382 |
| Castilla y León | 6,275 | 2,365 | 256 | 37 | 1,327 | 2,290 |
| Castilla - La Mancha | 4,768 | 2,231 | 240 | 30 | 739 | 1,528 |
| Cataluña | 15,015 | 6,572 | 317 | 78 | 3,902 | 4,146 |
| Comunitat Valenciana | 14,272 | 6,918 | 688 | 40 | 2,370 | 4,256 |
| Extremadura | 2,344 | 1,152 | 34 | 3 | 528 | 627 |
| Galicia | 4,429 | 2,002 | 42 | 87 | 668 | 1,630 |
| Madrid, Comunidad de | 11,693 | 5,706 | 339 | 47 | 1,896 | 3,705 |
| Murcia, Región de | 3,276 | 1,703 | 65 | 15 | 395 | 1,098 |
| Navarra, Comunidad Foral de | 1,063 | 456 | 56 | 5 | 328 | 218 |
| País Vasco | 4,083 | 1,933 | 123 | 27 | 1,111 | 889 |
| Rioja, La | 804 | 402 | 3 | 1 | 209 | 189 |
| Ceuta | 120 | 72 | 1 | 0 | 24 | 23 |
| Melilla | 96 | 51 | 1 | 0 | 11 | 33 |

June 2012. Provisional Data

STPR. 4 Transfers made on dwellings, by acquisition title

| | Dwellings | Merchanting | Donation | Swap | Inheritance | Other titles |
|-----------------------------|-----------|-------------|----------|------|-------------|--------------|
| TOTAL | 55,412 | 25,405 | 1,693 | 173 | 12,022 | 16,119 |
| Andalucía | 10,084 | 5,115 | 52 | 39 | 1,832 | 3,046 |
| Aragón | 1,899 | 682 | 47 | 6 | 514 | 650 |
| Asturias, Principado de | 966 | 448 | 15 | 4 | 296 | 203 |
| Balears, Illes | 1,156 | 533 | 55 | 5 | 215 | 348 |
| Canarias | 2,533 | 1,247 | 288 | 5 | 323 | 670 |
| Cantabria | 724 | 361 | 6 | 0 | 177 | 180 |
| Castilla y León | 3,109 | 1,173 | 116 | 10 | 745 | 1,065 |
| Castilla - La Mancha | 2,622 | 1,176 | 129 | 12 | 459 | 846 |
| Cataluña | 8,416 | 3,386 | 185 | 22 | 2,414 | 2,409 |
| Comunitat Valenciana | 8,343 | 3,879 | 384 | 18 | 1,585 | 2,477 |
| Extremadura | 1,483 | 709 | 27 | 0 | 414 | 333 |
| Galicia | 2,268 | 982 | 24 | 12 | 412 | 838 |
| Madrid, Comunidad de | 6,842 | 3,356 | 233 | 18 | 1,410 | 1,825 |
| Murcia, Región de | 1,826 | 901 | 42 | 6 | 257 | 620 |
| Navarra, Comunidad Foral de | 548 | 239 | 32 | 2 | 164 | 111 |
| País Vasco | 2,058 | 942 | 54 | 13 | 669 | 380 |
| Rioja, La | 422 | 218 | 2 | 1 | 110 | 91 |
| Ceuta | 64 | 30 | 1 | 0 | 20 | 13 |
| Melilla | 49 | 28 | 1 | 0 | 6 | 14 |

June 2012. Provisional Data

STPR. 5 Merchanting of dwellings, by system and status

| | Dwellings | Free housing | State-subsidised housing | New housing | Used housing |
|-----------------------------|-----------|--------------|--------------------------|-------------|--------------|
| TOTAL | 25,405 | 22,173 | 3,232 | 12,109 | 13,296 |
| Andalucía | 5,115 | 4,574 | 541 | 2,758 | 2,357 |
| Aragón | 682 | 522 | 160 | 256 | 426 |
| Asturias, Principado de | 448 | 354 | 94 | 231 | 217 |
| Balears, Illes | 533 | 510 | 23 | 255 | 278 |
| Canarias | 1,247 | 1,171 | 76 | 745 | 502 |
| Cantabria | 361 | 323 | 38 | 201 | 160 |
| Castilla y León | 1,173 | 973 | 200 | 567 | 606 |
| Castilla - La Mancha | 1,176 | 1,045 | 131 | 554 | 622 |
| Cataluña | 3,386 | 3,193 | 193 | 1,266 | 2,120 |
| Comunitat Valenciana | 3,879 | 3,511 | 368 | 1,999 | 1,880 |
| Extremadura | 709 | 345 | 364 | 151 | 558 |
| Galicia | 982 | 905 | 77 | 567 | 415 |
| Madrid, Comunidad de | 3,356 | 2,874 | 482 | 1,459 | 1,897 |
| Murcia, Región de | 901 | 838 | 63 | 515 | 386 |
| Navarra, Comunidad Foral de | 239 | 200 | 39 | 92 | 147 |
| País Vasco | 942 | 604 | 338 | 410 | 532 |
| Rioja, La | 218 | 178 | 40 | 69 | 149 |
| Ceuta | 30 | 26 | 4 | 9 | 21 |
| Melilla | 28 | 27 | 1 | 5 | 23 |