

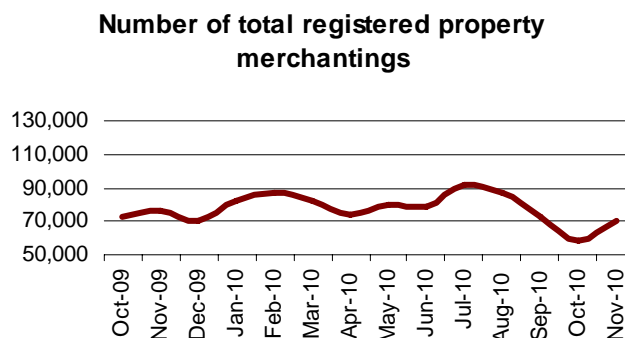
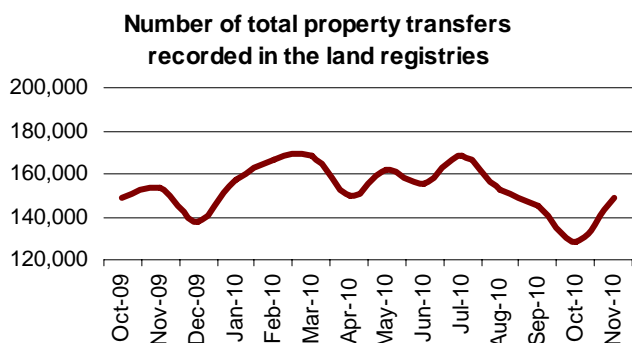
Statistics on Transfer of Property Rights
November 2010. *Provisional data*

In November, the number of property transfers decreases 3.1%, as compared with the same month the previous year

Registered merchantings of dwellings decrease 6.2% in the interannual rate

The number of property transfers recorded in the land registries, from public deeds previously registered, was 148,609 in November, that is, 3.1% less than for the same month in 2009, and 16.1% more than in October 2010.

In the case of registered merchantings of property, the number of transfers was 70,792, representing an interannual decrease of 7.5%, and an increase of 20.8%, as compared with the previous month.



Number of registered property transfers, by acquisition title	Total	Variation rate		
		Intermonthly	Interannual	Interannual accumulated
Total Properties	148,609	16.1	-3.1	-0.3
Merchanting	70,792	20.8	-7.5	1.3
Donation	5,826	14.9	-3.9	-1.8
Swap	1,065	-4.3	-29.9	-15.2
Inheritance	31,863	13.1	7.8	5.7
Other titles	39,063	11.5	-1.4	-6.4

* These include concentrations of plots or horizontal divisions, as well as other transactions that are not classified by acquisition title.

Merchantings recorded in the land registries

86.4% of the registered merchantings corresponded to urban properties and 13.6% to rustic properties. Among the urban properties, 53.5% were merchantings of dwellings.

The number of merchantings of rustic properties increased 6.2% in the interannual rate in November, while that of urban properties decreased 9.4%. Within the latter, merchantings of dwellings decreased 6.2%.

Number of registered merchantings	Total	Variation rate		
		Intermonthly	Interannual	Interannual accumulated
Rustic properties	9,600	19.4	6.2	-6.6
Urban properties	61,192	21.0	-9.4	2.3
- Dwellings	32,746	20.4	-6.2	7.5
- Other urban properties	28,446	21.8	-12.7	-3.0

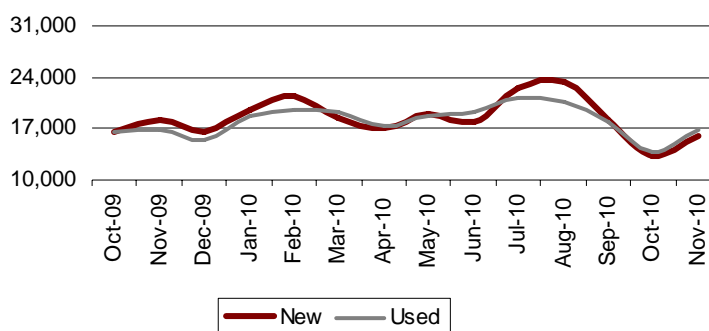
Registered merchantings of dwellings, by protection system and status

87.7% of transfers of dwellings by merchanting in November were free housing, and 12.3% were protected housing. In interannual terms, the number of transfers of free dwellings by merchanting decreased 8.5%, while that of protected dwellings increased 13.4%.

Number of registered merchantings of dwellings	Total	Percentage	Variation rate		
			Intermonthly	Interannual	Interannual accumulated
Total	32,746				
Free housing	28,732	87.7	20.1	-8.5	6.2
Protected housing	4,014	12.3	22.7	13.4	18.4
Total	32,746				
New housing	15,957	48.7	19.1	-11.7	2.2
Used housing	16,789	51.3	21.7	-0.4	13.5

51.3% of the dwellings transferred by merchanting in November were used, and 48.7% were new. The number of transactions on new dwellings decreased 11.7%, and the number of used dwellings decreased 0.4%, as compared with November 2009.

Number of registered merchantings on dwellings



Geographical distribution

In November 2010, the total number of property transfers recorded in the land registries per 100,000 inhabitants¹ was highest in the Autonomous Communities of Castilla y León (687), Castilla-La Mancha (639) and Aragón (620).

The Autonomous Communities showing the highest number of registered merchantings of property per 100,000 inhabitants¹ were La Rioja (341) and Castilla-La Mancha (263).

By registered merchantings of dwellings, the Autonomous Communities in which the number of transfers per 100,000 inhabitants¹ was highest were La Rioja (133) and Comunitat Valenciana (116).

58.7% of merchantings of dwellings in November 2010 were recorded in four Autonomous Communities: Andalucía, Comunitat Valenciana, Comunidad de Madrid and Cataluña.

Autonomous Communities	Total property transfers recorded in the registries		Registered merchantings of the total properties		Registered merchantings of dwellings	
	Number	Number per hundred thousand inhabitants ¹	Number	Number per hundred thousand inhabitants ¹	Number	Number per hundred thousand inhabitants ¹
TOTAL	148,609	396	70,792	188	32,746	87
Andalucía	22,079	338	12,997	199	6,597	101
Aragón	6,770	620	2,591	237	919	84
Asturias (Principado de)	4,145	453	1,436	157	573	63
Balears (Illes)	4,154	472	1,926	219	748	85
Canarias	5,501	324	2,857	168	1,600	94
Cantabria	2,056	425	1,037	215	492	102
Castilla y León	14,457	687	5,052	240	1,751	83
Castilla-La Mancha	10,515	639	4,332	263	1,586	96
Cataluña	17,617	294	8,264	138	3,898	65
Comunitat Valenciana	19,994	488	9,414	230	4,770	116
Extremadura	4,921	561	1,836	209	827	94
Galicia	8,492	366	3,954	171	1,709	74
Madrid (Comunidad de)	13,889	270	7,765	151	3,946	77
Murcia (Región de)	4,062	361	2,175	193	1,086	96
Navarra (Com. Foral de)	2,028	404	903	180	355	71
País Vasco	6,107	342	3,206	179	1,431	80
Rioja (La)	1,555	599	885	341	344	133
Ceuta	125	213	73	124	35	60
Melilla	142	266	89	167	79	148

¹This data was calculated from the revision of the figures of the Municipal Register for the year 2009. Only the population aged 18 to 84 years old was considered.

Information by province

The provincial results that were previously provided in this Press Release, may henceforth be consulted via the following link to the INE website:

http://www.ine.es/en/daco/daco42/etdp/etdppro1110_en.pdf

For further information see [INEbase-www.ine.es/en/welcome_en.htm](http://www.ine.es/en/welcome_en.htm) All press releases at: www.ine.es/en/prensa/prensa_en.htm

Press Office: Telephone numbers: 91 583 93 63 / 94 08 – Fax: 91 583 90 87 - gprensa@ine.es

Information Area: Telephone number: 91 583 91 00 – Fax: 91 583 91 58 – www.ine.es/infoine

Statistics on transfer of property rights November 2010. Provisional Data

STPR. 1 Transfers recorded in the land registries, made on rustic and urban properties

	Total	Rustic properties	Urban properties		
			Dwellings	Plots	Other urban properties
TOTAL	148,609	34,697	62,358	7,892	43,662
Andalucía	22,079	3,445	10,976	1,092	6,566
Aragón	6,770	2,968	2,103	181	1,518
Asturias (Ppdo. de)	4,145	1,952	1,234	108	851
Balears (Illes)	4,154	877	1,578	187	1,512
Canarias	5,501	681	2,632	286	1,902
Cantabria	2,056	531	780	65	680
Castilla y León	14,457	6,620	3,900	798	3,139
Castilla-La Mancha	10,515	4,361	3,116	955	2,083
Cataluña	17,617	1,914	8,280	1,047	6,376
Comunitat Valenciana	19,994	4,005	9,346	709	5,934
Extremadura	4,921	1,650	1,823	684	764
Galicia	8,492	2,294	3,243	318	2,637
Madrid (Comunidad de)	13,889	616	7,298	970	5,005
Murcia (Región de)	4,062	768	1,902	172	1,220
Navarra (Com. Foral de)	2,028	713	673	140	502
País Vasco	6,107	803	2,760	103	2,441
Rioja (La)	1,555	497	536	72	450
Ceuta	125	0	66	2	57
Melilla	142	2	112	3	25

19 January 2011

STPR. 2 Transfers made on rustic properties, by acquisition title

	Rustic properties	Merchanting	Donation	Swap	Inheritance	Other titles
TOTAL	34,697	9,600	2,443	216	13,497	8,941
Andalucía	3,445	1,250	139	10	1,287	759
Aragón	2,968	809	213	13	1,321	612
Asturias (Ppdo. de)	1,952	354	30	15	1,023	530
Balears (Illes)	877	223	88	0	439	127
Canarias	681	204	132	5	170	170
Cantabria	531	119	24	7	234	147
Castilla y León	6,620	1,565	414	48	2,315	2278
Castilla-La Mancha	4,361	1,400	400	54	1,596	911
Cataluña	1,914	403	138	3	957	413
Comunitat Valenciana	4,005	1,091	519	7	1,465	923
Extremadura	1,650	445	50	7	520	628
Galicia	2,294	647	26	32	783	806
Madrid (Comunidad de)	616	191	33	1	283	108
Murcia (Región de)	768	290	52	4	276	146
Navarra (Com. Foral de)	713	199	111	2	265	136
País Vasco	803	232	63	7	328	173
Rioja (La)	497	177	11	1	234	74
Ceuta	0	0	0	0	0	0
Melilla	2	1	0	0	1	0

STPR - November 2010 (2/5)

STPR. 3 Transfers made on urban properties, by acquisition title

	Urban properties	Merchanting	Donation	Swap	Inheritance	Other titles
TOTAL	113,912	61,192	3,383	849	18,366	30,122
Andalucía	18,634	11,747	133	97	2,208	4449
Aragón	3,802	1,782	130	32	735	1123
Asturias (Ppdo. de)	2,193	1,082	20	27	561	503
Balears (Illes)	3,277	1,703	201	21	661	691
Canarias	4,820	2,653	231	41	560	1335
Cantabria	1,525	918	14	1	237	355
Castilla y León	7,837	3,487	366	52	1,317	2615
Castilla-La Mancha	6,154	2,932	251	71	762	2138
Cataluña	15,703	7,861	388	103	3,578	3773
Comunitat Valenciana	15,989	8,323	739	92	2,468	4367
Extremadura	3,271	1,391	81	12	472	1315
Galicia	6,198	3,307	56	129	715	1991
Madrid (Comunidad de)	13,273	7,574	393	65	1,907	3334
Murcia (Región de)	3,294	1,885	64	58	430	857
Navarra (Com. Foral de)	1,315	704	80	10	290	231
País Vasco	5,304	2,974	229	36	1,237	828
Rioja (La)	1,058	708	7	2	172	169
Ceuta	125	73	0	0	13	39
Melilla	140	88	0	0	43	9

STPR - November 2010 (3/5)

STPR. 4 Transfers made on dwellings, by acquisition title

	Dwellings	Merchanting	Donation	Swap	Inheritance	Other titles
TOTAL	62,358	32,746	1,873	387	11,958	15,394
Andalucía	10,976	6,597	75	59	1,665	2580
Aragón	2,103	919	66	19	468	631
Asturias (Ppdo. de)	1,234	573	14	17	358	272
Balears (Illes)	1,578	748	90	8	385	347
Canarias	2,632	1,600	141	17	335	539
Cantabria	780	492	6	0	132	150
Castilla y León	3,900	1,751	152	27	787	1183
Castilla-La Mancha	3,116	1,586	129	28	464	909
Cataluña	8,280	3,898	230	56	2,179	1917
Comunitat Valenciana	9,346	4,770	442	36	1,632	2466
Extremadura	1,823	827	52	7	364	573
Galicia	3,243	1,709	32	54	454	994
Madrid (Comunidad de)	7,298	3,946	242	14	1,404	1692
Murcia (Región de)	1,902	1,086	37	22	287	470
Navarra (Com. Foral de)	673	355	32	5	160	121
País Vasco	2,760	1,431	130	18	738	443
Rioja (La)	536	344	3	0	108	81
Ceuta	66	35	0	0	11	20
Melilla	112	79	0	0	27	6

STPR - November 2010 (4/5)

STPR. 5 Merchanting of dwellings, by system and status

	Dwellings	Free housing	State-subsidised housing	New housing	Used housing
TOTAL	32,746	28,732	4,014	15,957	16,789
Andalucía	6,597	5,512	1,085	3,490	3,107
Aragón	919	734	185	365	554
Asturias (Ppdo. de)	573	475	98	244	329
Balears (Illes)	748	720	28	354	394
Canarias	1,600	1,474	126	820	780
Cantabria	492	443	49	256	236
Castilla y León	1,751	1,457	294	707	1,044
Castilla-La Mancha	1,586	1,399	187	783	803
Cataluña	3,898	3,707	191	1,744	2,154
Comunitat Valenciana	4,770	4,309	461	2,463	2,307
Extremadura	827	683	144	284	543
Galicia	1,709	1,560	149	1,091	618
Madrid (Comunidad de)	3,946	3,445	501	1,761	2,185
Murcia (Región de)	1,086	1,018	68	509	577
Navarra (Com. Foral de)	355	301	54	180	175
País Vasco	1,431	1,148	283	603	828
Rioja (La)	344	289	55	229	115
Ceuta	35	34	1	15	20
Melilla	79	24	55	59	20

STPR - November 2010 (5/5)