

Harmonised Labour Cost Index (HLCI). Base 2016¹

First quarter 2019. *Provisional data*

La variación trimestral del coste por hora trabajada, una vez eliminados los efectos de calendario y estacionalidad, es del 0,8%

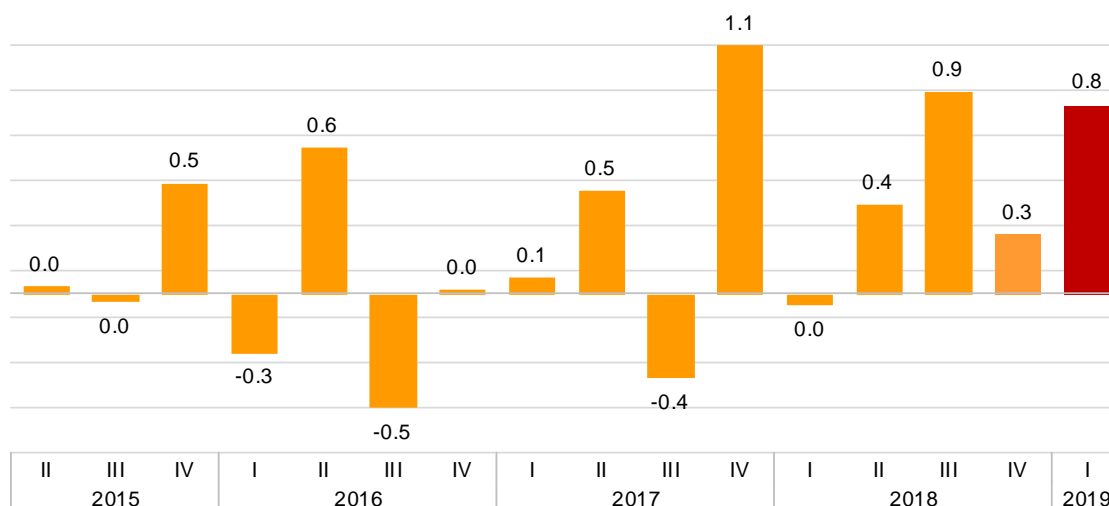
El coste por hora trabajada aumenta un 2,4% en tasa anual en la serie corregida de efectos de calendario y estacionalidad, y no varía en la serie original

Quarterly variation of the Index

La variación trimestral del ICLA –que mide el coste laboral por hora trabajada manteniendo constante la estructura por ramas de actividad– entre el primer trimestre de 2019 y el cuarto trimestre de 2018, eliminando los efectos estacionales y de calendario, es del 0,8%.

Labour Cost Index adjusted for seasonal and calendar effects

Quarterly rate. Percentage



Por componentes del coste, en datos desestacionalizados y corregidos de calendario, el coste salarial sube un 0,7% y los otros costes un 1,2%.

Sin tener en cuenta el ajuste estacional y de calendario, la tasa trimestral es del –11,1% debido, fundamentalmente, al mayor peso de las pagas extraordinarias y atrasos en el cuarto trimestre de 2018 respecto al primero de 2019.

¹ A partir de este trimestre el año base cambia al año 2016 siguiendo la normativa de Eurostat.

Harmonised Labour Cost Index in the first quarter 2019

Index and quarterly rates by cost components

	General Index		Index adjusted for seasonal and calendar effects	
	Index	Rate	Index	Rate
Total labour cost	95.7	-11.1	103.6	0.8
Wages	94.2	-13.7	103.4	0.7
Other costs	100.0	-2.7	104.3	1.2
Labour costs excluding extraordinary and late payments	98.0	-5.6	103.8	0.8

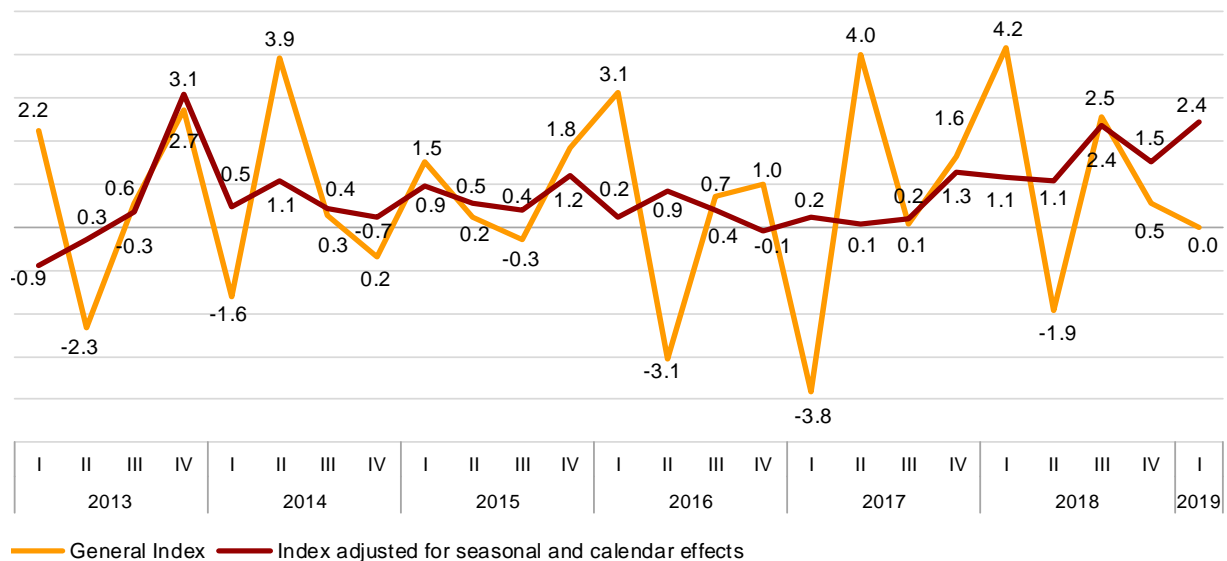
Annual variation of the Index

El coste por hora trabajada no varía en el primer trimestre respecto al mismo periodo del año anterior como consecuencia del mayor número de horas trabajadas debido a que la Semana Santa tuvo lugar este año en el segundo trimestre, mientras que en 2018 fue en el primero.

Si se eliminan los efectos estacionales y de calendario, la variación anual del coste por hora es del 2,4%.

Variation of the general index and index adjusted for seasonal and calendar effects

Annual rate. Percentage



Por componentes del coste, el coste salarial registra una variación anual del 2,2% en datos corregidos y los otros costes aumentan un 2,9%.

Harmonised Labour Cost Index in the first quarter 2019

Index and annual rates by cost components

	General Index		Index adjusted for seasonal and calendar effects	
	Index	Rate	Index	Rate
Total labour cost	95.7	0.0	103.6	2.4
Wages	94.2	-0.3	103.4	2.2
Other costs	100.0	1.0	104.3	2.9
Labour costs excluding extraordinary and late payments	98.0	0.3	103.8	2.5

Results by activity sections

Las secciones que registran los mayores incrementos anuales en el primer trimestre son *Actividades inmobiliarias* (7,5%), *Actividades artísticas, recreativas y de entretenimiento* (3,2%) y *Administración pública y defensa; Seguridad Social obligatoria* (2,9%).

Por su parte, los mayores descensos se dan en *Actividades financieras y de seguros* (-7,4%), *Industrias extractivas* (-2,8%) y *Actividades profesionales, científicas y técnicas* (-2,4%).

Harmonised Labour Cost Index in the first quarter 2019 by activity sections

General index and index adjusted for seasonal and calendar effects

	General		Adjusted for calendar effects		Adjusted for seasonal and calendar effects	
	Index ²	Rate ¹	Index ²	Rate ¹	Index ²	Rate ¹
TOTAL	95.7	0.0	96.9	2.5	103.6	2.4
B. Mining and quarrying industries	100.1	-2.8	101.1	-0.8	96.3	-2.3
C. Manufacturing industries	92.8	-0.8	94.0	1.5	102.5	1.4
D. Electricity, gas, steam and air conditioning supply	99.2	1.3	100.6	3.9	104.6	3.6
E. Water supply, waste management and remediation activities	96.5	-0.8	97.5	1.7	103.2	1.6
F. Construction	91.5	-1.6	92.6	0.7	100.9	1.1
G. Wholesale and retail trade, repair of motor vehicles and motorcycles	101.5	1.8	102.7	4.4	106.6	4.2
H. Transport and storage	97.6	0.2	98.8	2.2	102.5	2.3
I. Accommodation	100.0	0.9	100.3	1.6	103.9	1.5
J. Information and communications	97.8	-1.6	98.7	0.0	103.7	0.2
K. Financial and insurance activities	106.4	-7.4	108.2	-4.2	105.1	-1.4
L. Real state activities	106.8	7.5	107.9	9.6	108.5	7.7
M. Professional, scientific and technical activities	97.0	-2.4	98.1	-0.6	102.2	-0.5
N. Administrative and support services activities	98.9	-0.7	99.8	1.0	103.0	1.1
O. Public Administration and defence, compulsory Social Security	90.4	2.9	91.7	6.2	104.4	4.6
P. Education	88.8	1.5	91.4	5.6	101.5	4.1
Q. Health and social services activities	91.1	0.8	92.4	3.9	103.0	3.8
R. Arts, entertainment and recreation	100.1	3.2	101.1	5.0	106.7	4.8
S. Other services	98.6	1.5	99.8	3.7	104.1	2.9

¹ As compared to the same quarter of the previous year

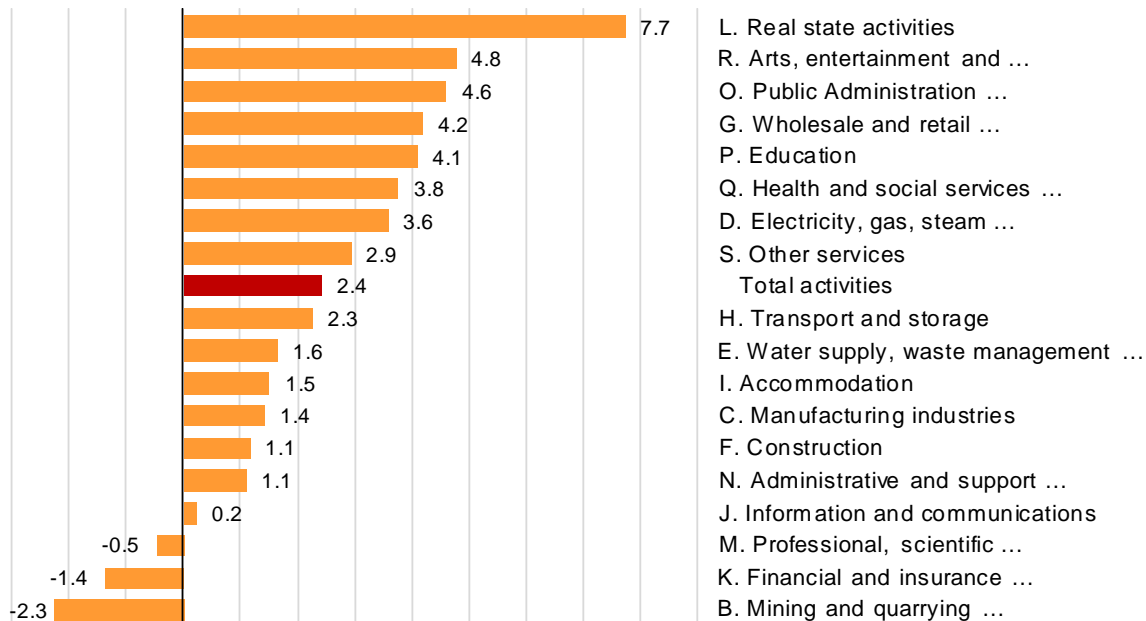
² Base year 2016

Si se eliminan los efectos estacionales y de calendario, las actividades con las tasas anuales más elevadas son *Actividades inmobiliarias* (7,7%), *Actividades artísticas, recreativas y de entretenimiento* (4,8%) y *Administración pública y defensa; Seguridad Social obligatoria* (4,6%).

Por el contrario, *Industrias extractivas* (-2,3%), *Actividades financieras y de seguros* (-1,4) y *Actividades profesionales, científicas y técnicas* (-0,5%) registran las menores tasas anuales corregidas.

Index adjusted for seasonal and calendar effects. Activity sections

First quarter 2019. Annual rate %



Results by activity sections and cost components. Original series

Las secciones que registran los mayores incrementos anuales del *coste salarial* en el primer trimestre de 2019 son *Actividades inmobiliarias* (6,4%), *Administración pública y defensa; Seguridad Social obligatoria* (2,8%) y *Actividades artísticas, recreativas y de entretenimiento* (2,2%).

Por su parte, las variaciones más negativas se dan en *Actividades financieras y de seguros* (-8,1%), *Industrias extractivas* (-3,8%) y *Actividades profesionales, científicas y técnicas* (-3,1%).

En lo que se refiere a los *otros costes*, las secciones que registran los mayores incrementos anuales son *Actividades inmobiliarias* (11,2%), *Actividades artísticas, recreativas y de entretenimiento* (6,4%) y *Suministro de energía eléctrica, gas, vapor y aire acondicionado* (5,9%).

Por el contrario, *Actividades financieras y de seguros* (-4,5%), *Transporte y almacenamiento* (-2,3%) y *Construcción* (-2,1%) presentan los mayores descensos.

Harmonised Labour Cost Index in the first quarter 2019 by activity sections

Index by cost components

	Wages		Other costs		Labour costs excluding extraordinary and late payments	
	Index ²	Rate ¹	Index ²	Rate ¹	Index ²	Rate ¹
TOTAL	94.2	-0.3	100.0	1.0	98.0	0.3
B. Mining and quarrying industries	103.7	-3.8	90.2	0.3	89.5	-3.1
C. Manufacturing industries	90.9	-1.4	98.6	0.6	96.9	-0.5
D. Electricity, gas, steam and air conditioning supply	98.2	0.1	103.0	5.9	98.3	1.4
E. Water supply, waste management and remediation activities	95.0	-0.8	100.4	-0.8	98.9	-0.4
F. Construction	89.7	-1.4	95.7	-2.1	96.4	-1.5
G. Wholesale and retail trade, repair of motor vehicles and motorcycles	100.5	1.3	104.3	3.1	103.0	0.9
H. Transport and storage	96.0	1.2	101.5	-2.3	99.2	-0.5
I. Accommodation	99.9	1.6	100.1	-0.8	102.6	1.3
J. Information and communications	97.2	-2.5	99.7	1.1	99.1	-0.4
K. Financial and insurance activities	109.7	-8.1	95.5	-4.5	96.6	-6.7
L. Real state activities	107.4	6.4	104.7	11.2	105.1	6.0
M. Professional, scientific and technical activities	97.1	-3.1	96.8	-0.2	98.7	-0.4
N. Administrative and support services activities	98.0	-0.8	101.3	-0.5	100.0	-0.4
O. Public Administration and defence, compulsory Social Security	86.9	2.8	101.7	3.1	93.9	2.8
P. Education	87.1	1.3	93.8	2.2	93.7	1.2
Q. Health and social services activities	88.3	0.1	100.5	3.0	95.4	1.4
R. Arts, entertainment and recreation	96.8	2.2	110.8	6.4	105.3	3.5
S. Other services	97.4	0.9	102.0	3.3	101.2	1.9

¹ As compared to the same quarter of the previous year

² Base year 2016

Revision and updating of data

Coincidiendo con la publicación de hoy se han actualizado los datos provisionales del ICLA del cuarto trimestre de 2018. El índice final se sitúa en 107,6 puntos.

La variación trimestral de la serie original para ese trimestre se sitúa en el 1,6%, mientras que la del índice corregido es del 0,3%. Por su parte, la tasa anual de la serie original es del 0,5% y la del índice corregido de efectos de calendario y desestacionalizado, del 1,5%. Los resultados están disponibles en INEBase.

Methodological note

The Harmonised Labour Cost Index (HLCI) is a quarterly continuous statistical operation whose objective is to provide a common and comparable measure of labour cost per hour worked for the whole of the European Union, allowing the monitoring of the evolution of said labour costs.

Indices with base 2016 are provided for total labour costs, wages and salaries and other costs net of subsidies received for the use of labour factor (includes social contributions payable by employers and non-wage payments). The index for total labour cost is also provided excluding extraordinary payments and delayed payments.

Type of operation: Statistics presented mainly in the form of indices.

Base year: 2016.

Population scope: Employees in local units.

Sources of information: The Quarterly Labour Cost Survey which is conducted on the basis of the Social Security contribution accounts. General Scheme: Sections B to S of CNAE-09 and Special Scheme for Seafarers: Sea Transport (Division 50 of CNAE-09). In order to cover all employees of the general government, information from the DARETRI file is used.

Geographical scope: the entire national territory.

Reference period of the results: the calendar quarter.

Calculation method: Chained Laspeyres.

For more information you can access the methodology at:

https://www.ine.es/en/metodologia/t22/t2230211_en.htm

And the standardised methodological report at:

<https://www.ine.es/dynt3/metadatos/en/RespuestaDatos.html?oe=30211>

For further information see **INEbase**: www.ine.es/en/ Twitter: [@es_ine](https://twitter.com/es_ine)

All press releases at: www.ine.es/en/prensa/prensa_en.htm

Press office: Telephone numbers: (+34) 91 583 93 63 /94 08 – gprensa@ine.es

Information Area: Telephone number: (+34) 91 583 91 00 – www.ine.es/infoine/?L=1

Harmonised Labour Cost Index (HLCI)

General index and index by activities

First Quarter 2019

Base year 2016

Total labour cost. Original series

National index

	Index 1 st quarter(P) ¹		Index 4 th quarter(D) ¹	
	Index	Rate ²	Index	Rate ²
GENERAL INDEX	95.7	0.0	107.6	0.5
B-E. Industry	93.4	-0.8	107.7	-0.2
B. Mining and quarrying industries	100.1	-2.8	95.8	-5.1
C. Manufacturing industries	92.8	-0.8	108.0	-0.3
D. Electricity, gas, steam and air conditioning supply	99.2	1.3	105.3	2.1
E. Water supply, waste management and remediation activities	96.5	-0.8	108.3	0.4
F. Construction	91.5	-1.6	108.7	2.5
G-J. Wholesale and retail trade, repair of motor vehicles and motorcycles; Transport and storage; Accommodation; Information and communications	100.0	0.8	108.8	1.0
G. Wholesale and retail trade, repair of motor vehicles and motorcycles	101.5	1.8	109.5	0.5
H. Transport and storage	97.6	0.2	106.6	1.3
I. Accommodation	100.0	0.9	109.4	1.0
J. Information and communications	97.8	-1.6	108.7	2.0
K-N. Financial and insurance activities; Real state activities; Professional, scientific and technical activities; Administrative and support services activities	100.5	-3.1	104.9	-0.3
K. Financial and insurance activities	106.4	-7.4	102.3	-1.0
L. Real state activities	106.8	7.5	106.4	1.1
M. Professional, scientific and technical activities	97.0	-2.4	105.5	-1.4
N. Administrative and support services activities	98.9	-0.7	106.1	1.0
O-S. Administración Pública y Defensa; Seguridad Social obligatoria; educación; actividades sanitarias y de servicios sociales; actividades artísticas, recreativas y de entrenamiento; otros servicios	91.0	1.9	107.6	0.7
O. Public Administration and defence, compulsory Social Security	90.4	2.9	113.5	1.8
Education	88.8	1.5	97.2	-0.6
Q. Health and social services activities	91.1	0.8	105.7	0.3
R. Arts, entertainment and recreation	100.1	3.2	116.2	6.0
S. Other services	98.6	1.5	106.8	1.1

¹ P: provisional data - D: definitive data

² As compared to the same quarter of the previous year

Harmonised Labour Cost Index (HLCI)

General index and index by activities

First Quarter 2019

Base year 2016

Wage cost. Original series

National index

	Index 1 st quarter(P) ¹		Index 4 th quarter(D) ¹	
	Index	Rate ²	Index	Rate ²
GENERAL INDEX	94.2	-0.3	109.2	0.6
B-E. Industry	91.6	-1.3	109.0	-0.6
B. Mining and quarrying industries	103.7	-3.8	96.2	-6.0
C. Manufacturing industries	90.9	-1.4	109.4	-0.7
D. Electricity, gas, steam and air conditioning supply	98.2	0.1	103.6	0.3
E. Water supply, waste management and remediation activities	95.0	-0.8	109.5	0.5
F. Construction	89.7	-1.4	111.9	3.4
G-J. Wholesale and retail trade, repair of motor vehicles and motorcycles; Transport and storage; Accommodation; Information and communications	99.1	0.8	110.5	1.0
G. Wholesale and retail trade, repair of motor vehicles and motorcycles	100.5	1.3	111.3	0.3
H. Transport and storage	96.0	1.2	106.8	0.8
I. Accommodation	99.9	1.6	111.2	1.4
J. Information and communications	97.2	-2.5	111.3	3.3
K-N. Financial and insurance activities; Real state activities; Professional, scientific and technical activities; Administrative and support services activities	101.2	-3.7	106.5	0.1
K. Financial and insurance activities	109.7	-8.1	104.3	0.2
L. Real state activities	107.4	6.4	106.2	-1.0
M. Professional, scientific and technical activities	97.1	-3.1	107.4	-0.8
N. Administrative and support services activities	98.0	-0.8	107.2	1.0
O-S. Administración Pública y Defensa; Seguridad Social obligatoria; educación; actividades sanitarias y de servicios sociales; actividades artísticas, recreativas y de entrenamiento; otros servicios	88.2	1.5	109.1	0.7
O. Public Administration and defence, compulsory Social Security	86.9	2.8	115.5	2.0
Education	87.1	1.3	99.6	0.2
Q. Health and social services activities	88.3	0.1	106.6	-0.2
R. Arts, entertainment and recreation	96.8	2.2	114.2	4.0
S. Other services	97.4	0.9	109.0	1.3

¹ P: provisional data - D: definitive data

² As compared to the same quarter of the previous year

Harmonised Labour Cost Index (HLCI)

General index and index by activities

First Quarter 2019

Base year 2016

Other costs. Original series

National index

	Index 1 st quarter(P) ¹		Index 4 th quarter(D) ¹	
	Index	Rate ²	Index	Rate ²
GENERAL INDEX	100.0	1.0	102.8	0.4
B-E. Industry	98.7	0.6	103.9	1.2
B. Mining and quarrying industries	90.2	0.3	94.6	-2.4
C. Manufacturing industries	98.6	0.6	103.7	1.1
D. Electricity, gas, steam and air conditioning supply	103.0	5.9	111.6	8.9
E. Water supply, waste management and remediation activities	100.4	-0.8	105.2	-0.2
F. Construction	95.7	-2.1	101.2	0.4
G-J. Wholesale and retail trade, repair of motor vehicles and motorcycles; Transport and storage; Accommodation; Information and communications	102.4	1.0	104.1	0.7
G. Wholesale and retail trade, repair of motor vehicles and motorcycles	104.3	3.1	104.1	1.2
H. Transport and storage	101.5	-2.3	106.1	2.3
I. Accommodation	100.1	-0.8	104.4	-0.3
J. Information and communications	99.7	1.1	100.5	-2.2
K-N. Financial and insurance activities; Real state activities; Professional, scientific and technical activities; Administrative and support services activities	98.5	-1.0	100.3	-1.7
K. Financial and insurance activities	95.5	-4.5	96.0	-4.8
L. Real state activities	104.7	11.2	107.0	8.1
M. Professional, scientific and technical activities	96.8	-0.2	99.4	-3.5
N. Administrative and support services activities	101.3	-0.5	103.3	1.0
O-S. Administración Pública y Defensa; Seguridad Social obligatoria; educación; actividades sanitarias y de servicios sociales; actividades artísticas, recreativas y de entrenamiento; otros servicios	100.2	3.0	102.5	0.7
O. Public Administration and defence, compulsory Social Security	101.7	3.1	107.1	0.9
Education	93.8	2.2	89.9	-3.3
Q. Health and social services activities	100.5	3.0	102.8	1.9
R. Arts, entertainment and recreation	110.8	6.4	122.6	12.7
S. Other services	102.0	3.3	100.4	0.5

¹ P: provisional data - D: definitive data

² As compared to the same quarter of the previous year

Harmonised Labour Cost Index (HLCI)

General index and index by activities

First Quarter 2019

Base year 2016

Labour cost excluding extraordinary and late payments. Original series

National index

	Index 1 st quarter(P) ¹		Index 4 th quarter(D) ¹	
	Index	Rate ²	Index	Rate ²
GENERAL INDEX	98.0	0.3	103.8	1.1
B-E. Industry	97.0	-0.5	103.1	0.6
B. Mining and quarrying industries	89.5	-3.1	95.7	-4.3
C. Manufacturing industries	96.9	-0.5	103.0	0.6
D. Electricity, gas, steam and air conditioning supply	98.3	1.4	106.4	4.0
E. Water supply, waste management and remediation activities	98.9	-0.4	104.6	0.8
F. Construction	96.4	-1.5	102.3	1.3
G-J. Wholesale and retail trade, repair of motor vehicles and motorcycles; Transport and storage; Accommodation; Information and communications	101.7	0.5	105.2	1.8
G. Wholesale and retail trade, repair of motor vehicles and motorcycles	103.0	0.9	105.9	1.7
H. Transport and storage	99.2	-0.5	103.0	0.9
I. Accommodation	102.6	1.3	105.0	1.3
J. Information and communications	99.1	-0.4	106.1	4.1
K-N. Financial and insurance activities; Real state activities; Professional, scientific and technical activities; Administrative and support services activities	99.0	-1.8	103.1	0.6
K. Financial and insurance activities	96.6	-6.7	102.8	0.6
L. Real state activities	105.1	6.0	105.5	4.0
M. Professional, scientific and technical activities	98.7	-0.4	102.8	0.0
N. Administrative and support services activities	100.0	-0.4	103.4	0.7
O-S. Administración Pública y Defensa; Seguridad Social obligatoria; educación; actividades sanitarias y de servicios sociales; actividades artísticas, recreativas y de entrenamiento; otros servicios	95.1	2.0	103.6	0.9
O. Public Administration and defence, compulsory Social Security	93.9	2.8	111.4	2.3
Education	93.7	1.2	93.0	-0.5
Q. Health and social services activities	95.4	1.4	99.3	0.2
R. Arts, entertainment and recreation	105.3	3.5	110.4	5.4
S. Other services	101.2	1.9	102.5	0.7

¹ P: provisional data - D: definitive data

² As compared to the same quarter of the previous year