

11 December 2017

**Harmonised Labour Cost Index (HLCI). Base 2012**  
 Third quarter of 2017. *Provisional data*

**The quarterly variation of the cost per hour worked is -0.3%, after adjusting for calendar and seasonal effects**

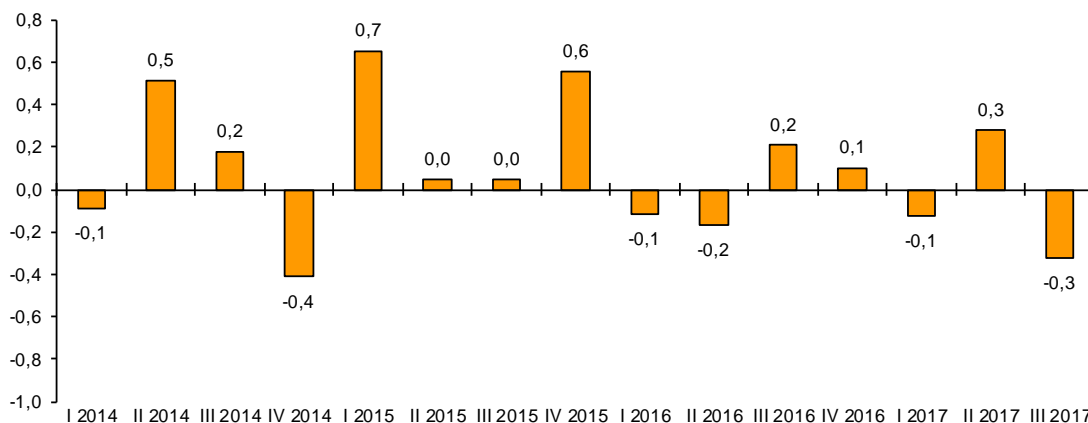
**The cost per hour worked decreases 0.1% in the annual rate in the series adjusted for calendar and seasonal effects, and remains unchanged in the original series**

**Quarterly variation of the Index**

The quarterly variation of the HLCI stood at -0.3% (it measures labour cost per hour worked, keeping the structure by activity branches constant) between the third and second quarter of 2017, adjusting for calendar and seasonal effects.

**Labour Cost Index.**

**Adjusted for seasonal and calendar effects. Quarterly rate**



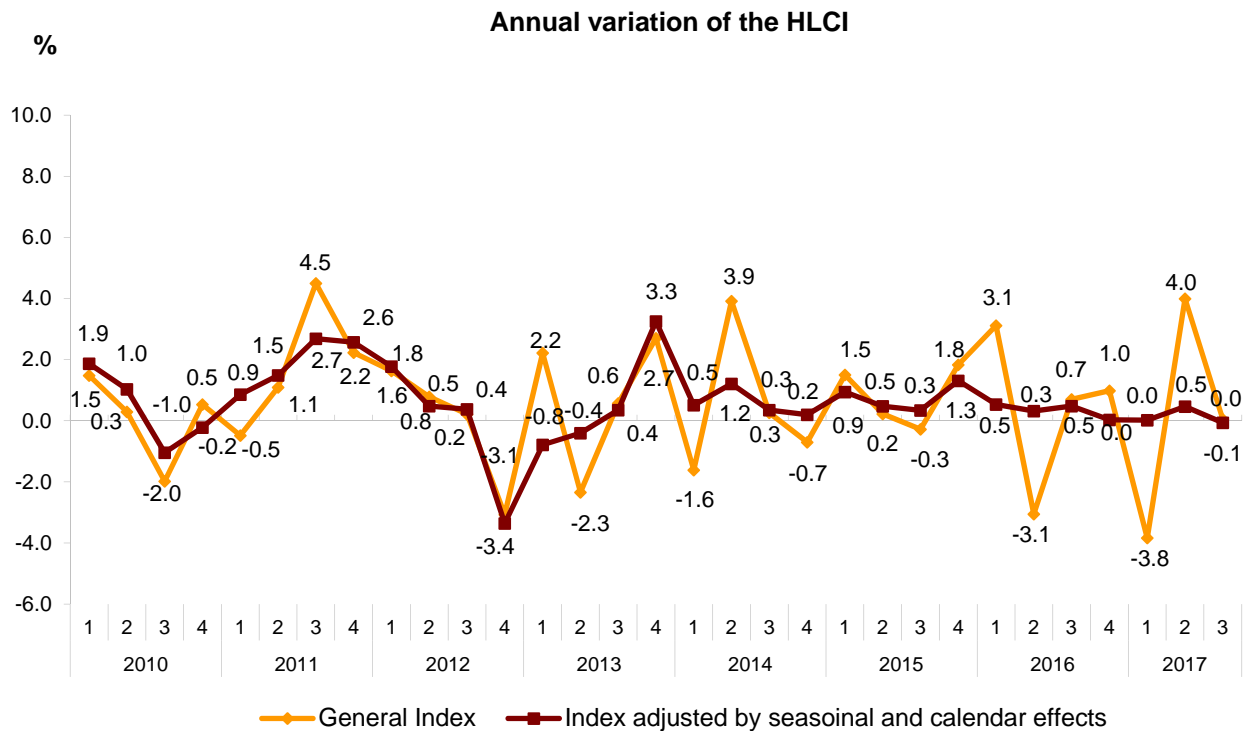
After adjusting for seasonal and calendar effects, the quarterly rate was 3.3%, mainly due to the lower number of hours worked during the holiday period in the third quarter of the year as compared to the second.

### Annual variation of the Index

The cost per hour worked remained unchanged in the third quarter of 2017, as compared to the same period of the previous year.

The annual variation of the cost per hour worked was -0.1%, after adjusting for seasonal and calendar effects.

In turn, the provisional data for the Harmonised Labour Cost Index corresponding to the second quarter of 2017 was reviewed, with the final index standing at 102.4 points. After adjusting for calendar and seasonal effects, the annual variation rate for this quarter stood at 4.0%.



## Results by activity sections

The sections that registered the greatest annual increases in the third quarter of 2017 were *Extractive industries (7.8%), Public Administration and defence; compulsory Social Security (2.6%) and Real estate activities (2.5%)*.

In turn, those that registered the lowest variations were *Education (-4.3%), Electricity, gas, steam and air conditioning supply (-2.7%) and Professional, scientific and technical activities (-2.4%)*.

After adjusting for seasonal and calendar effects, the activities that presented the highest annual rates were *Extractive industries (7.2%), Real estate activities (3.1%) and Arts, recreation and entertainment activities (2.2%)*.

In turn, *Education (-3.6%), Professional, scientific and technical activities (-2.0%) and Health and social service activities (-1.8%)* registered the lowest corrected annual rates.

## National Index

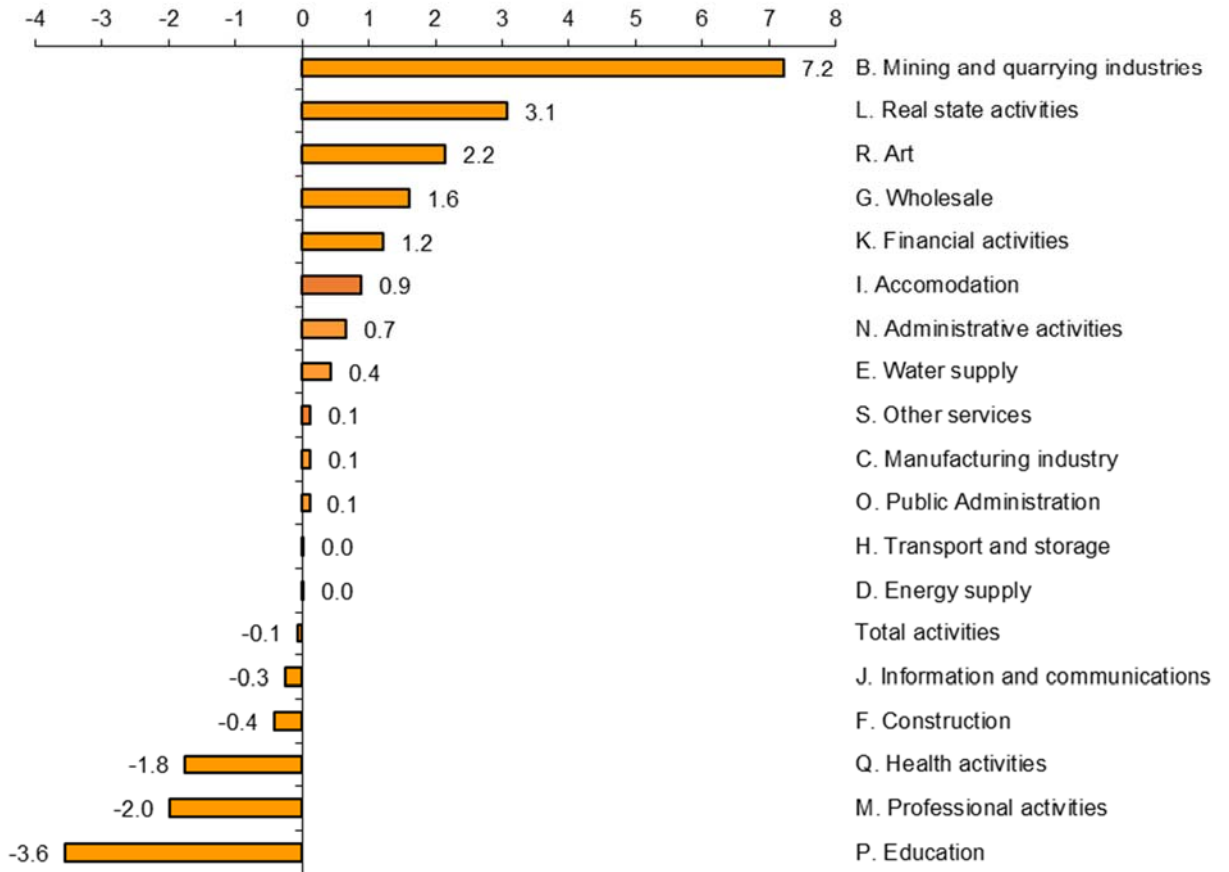
Evolution of Harmonised Labour Cost Index in the second quarter 2017 by activity sections

	General Index		Index adjusted by seasonal and calendar effects	
	Índice <sup>2</sup>	Tasa <sup>1</sup>	Índice <sup>2</sup>	Tasa <sup>1</sup>
TOTAL DE ACTIVIDADES (Tasa trimestral)	105.8	3.3	102.2	-0.3
TOTAL	105.8	0.0	102.2	-0.1
B. Mining and quarrying industries	111.3	7.8	111.4	7.2
C. Manufacturing industries	107.2	0.0	101.9	0.1
D. Electricity, gas, steam and air conditioning supply	95.1	-2.7	97.7	0.0
E. Water supply, waste management and remediation activities	107.1	0.8	105.0	0.4
F. Construction	95.8	-0.4	95.4	-0.4
G. Wholesale and retail trade, repair of motor vehicles and motorcycles	100.3	1.5	99.3	1.6
H. Transport and storage	102.4	-0.1	101.4	0.0
I. Accommodation	102.3	0.9	103.4	0.9
J. Information and communications	107.1	-0.3	99.5	-0.3
K. Financial and insurance activities	106.2	-0.5	103.1	1.2
L. Real estate activities	109.0	2.5	107.2	3.1
M. Professional, scientific and technical activities	109.7	-2.4	103.3	-2.0
N. Administrative and support services activities	103.7	0.7	102.2	0.7
O. Public Administration and defence, compulsory Social Security	109.7	2.6	109.1	0.1
P. Education	115.5	-4.3	99.5	-3.6
Q. Health and social services activities	109.2	-1.9	103.3	-1.8
R. Arts, entertainment and recreation	100.9	2.2	101.4	2.2
S. Other services	99.4	0.3	95.6	0.1

<sup>1</sup> As compared to the same quarter of the previous year

<sup>2</sup> Base year 2012

**Annual rate (3rd Q 2017 as compared to 3rd Q 2016) of the index adjusted for seasonal and calendar effects by CNAE-09 activity sections**



For more information see **INEbase** – [www.ine.es](http://www.ine.es) All press releases at: [www.ine.es/prensa/prensa.htm](http://www.ine.es/prensa/prensa.htm)

**Press office:** Telephone numbers: 91 583 93 63 / 94 08 – Fax: 91 583 90 87 - [gprensa@ine.es](mailto:gprensa@ine.es)

**Information Area:** Telephone number: 91 583 91 00 – Fax: 91 583 91 58 – [www.ine.es/infoine](http://www.ine.es/infoine)