

**10 December 2018
(Updated at 13:15)**

Harmonised Labour Cost Index (HLCI). Base 2012
Third quarter 2018. *Provisional data*

The quarterly variation of the cost per hour worked is 0.9%, after adjusting for seasonal and calendar effects

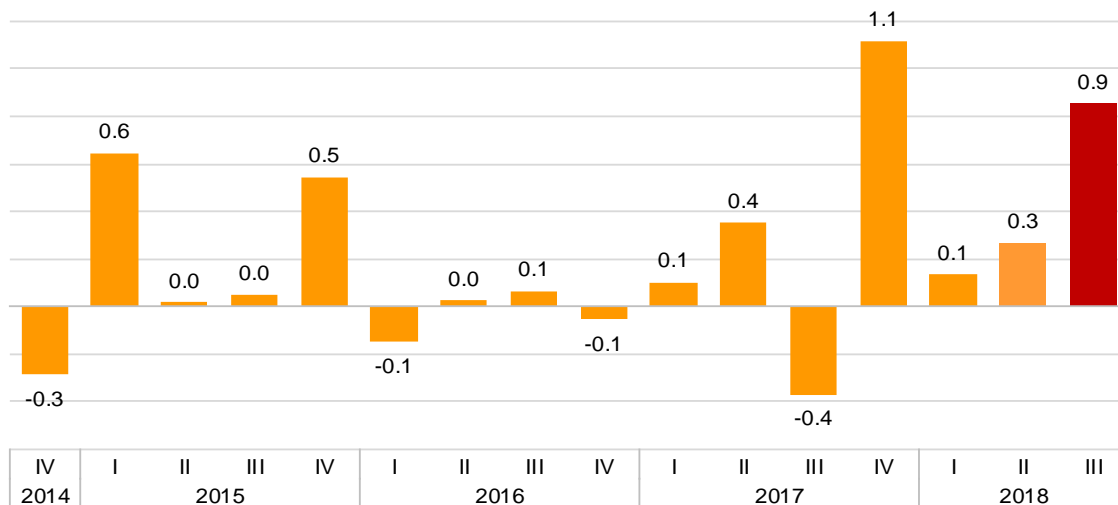
The cost per hour worked increases 2.4% in the annual rate in the series adjusted for calendar and seasonal effects, and 2.6% in the original series

Quarterly variation of the Index

The quarterly variation of the HLCI—which measures the labour cost per hour worked maintaining the structure by branches of activity—between the third quarter and the second quarter of 2018, after adjusting for seasonal and calendar effects, was 0.9%.

Labour Cost Index adjusted for seasonal and calendar effects

Quarterly rate. Percentage



Without taking into account the seasonal and calendar adjustment, the quarterly rate was 8.1%, mainly due to the lower number of hours worked during the holiday period in the third quarter of 2018 as compared to the previous quarter.

By cost components, after adjusting for seasonal and calendar effects, the cost of wages rose by 0.8% and other costs by 1.0%.

Harmonised Labour Cost Index in the third quarter 2018

Index and quarterly rates by cost components

	General Index		Index adjusted for seasonal and calendar effects	
	Index	Rate	Index	Rate
Total labour cost	108.5	8.1	104.8	0.9
Wages	108.0	6.2	105.4	0.8
Other costs	110.1	13.8	103.0	1.0
Labour costs excluding extraordinary and late payments	111.5	13.2	104.2	0.7

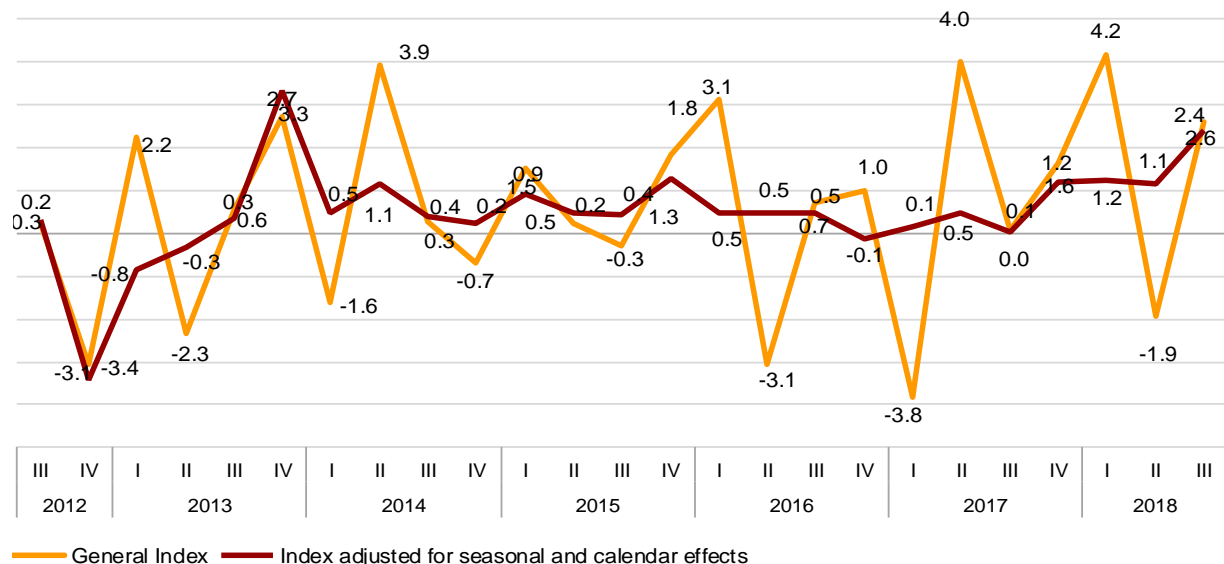
Annual variation of the Index

The cost per hour worked increased by 2.6% in the third quarter of 2018, as compared with the same period of the previous year.

The annual variation of the cost per hour was 2.4%, after adjusting for seasonal and calendar effects.

Variation of the general index and index adjusted for seasonal and calendar effects

Annual rate. Percentage



By cost components, wage cost increased by 2.3% in the annual rate in adjusted data and other costs increased by 2.5%.

Harmonised Labour Cost Index in the third quarter 2018

Index and annual rates by cost components

	General Index		Index adjusted for seasonal and calendar effects	
	Index	Rate	Index	Rate
Total labour cost	108.5	2.6	104.8	2.4
Wages	108.0	2.7	105.4	2.3
Other costs	110.1	2.4	103.0	2.5
Labour costs excluding extraordinary and late payments	111.5	2.2	104.2	2.2

Results by activity sections

The branch of activities that recorded the greatest annual increases in labour costs in the third quarter of 2018 were *Financial and insurance activities* (5.5%), *Professional, scientific and technical activities* 5.0% and *Wholesale and retail trade; repair of motor vehicles and motorcycles* (4.5%).

On the other hand, the lowest variations were found in *Mining and quarrying* (-11.1%), *Education* (-0.9%) and *Arts, entertainment and recreation* (0.7%). The decrease in *Mining and quarrying* was mainly due to the decrease in other costs.

Harmonised Labour Cost Index in the third quarter 2018 by activity sections

General index and index adjusted for seasonal and calendar effects

	General		Adjusted for calendar effects		Adjusted for seasonal and calendar effects	
	Index ²	Rate ¹	Index ²	Rate ¹	Index ²	Rate ¹
TOTAL	108.5	2.6	108.6	2.8	104.8	2.4
B. Mining and quarrying industries	98.2	-11.1	98.3	-11.1	101.9	-9.3
C. Manufacturing industries	110.1	2.7	110.0	2.8	104.3	2.4
D. Electricity, gas, steam and air conditioning supply	96.5	1.3	96.2	1.3	100.2	1.9
E. Water supply, waste management and remediation activities	110.2	2.9	110.3	3.4	108.3	3.3
F. Construction	96.5	0.8	96.6	1.0	96.1	0.8
G. Wholesale and retail trade, repair of motor vehicles and motorcycles	104.8	4.5	104.7	4.5	103.8	4.3
H. Transport and storage	103.7	1.3	104.0	1.5	102.8	1.5
I. Accommodation	104.9	2.8	104.9	2.8	106.2	2.8
J. Information and communications	111.1	3.5	111.1	3.6	104.0	3.8
K. Financial and insurance activities	112.0	5.5	112.2	5.3	109.5	5.2
L. Real state activities	112.1	2.8	112.2	3.0	108.7	2.1
M. Professional, scientific and technical activities	115.1	5.0	115.1	5.1	108.7	5.2
N. Administrative and support services activities	105.9	1.9	106.1	2.0	104.1	1.6
O. Public Administration and defence, compulsory Social Security	112.3	2.4	112.2	2.7	110.3	1.0
P. Education	114.6	-0.9	114.2	0.5	99.7	0.5
Q. Health and social services activities	110.2	0.8	110.6	0.8	104.4	0.8
R. Arts, entertainment and recreation	101.7	0.7	101.7	0.9	102.4	0.9
S. Other services	103.6	4.4	103.6	4.5	99.7	4.4

¹ As compared to the same quarter of the previous year

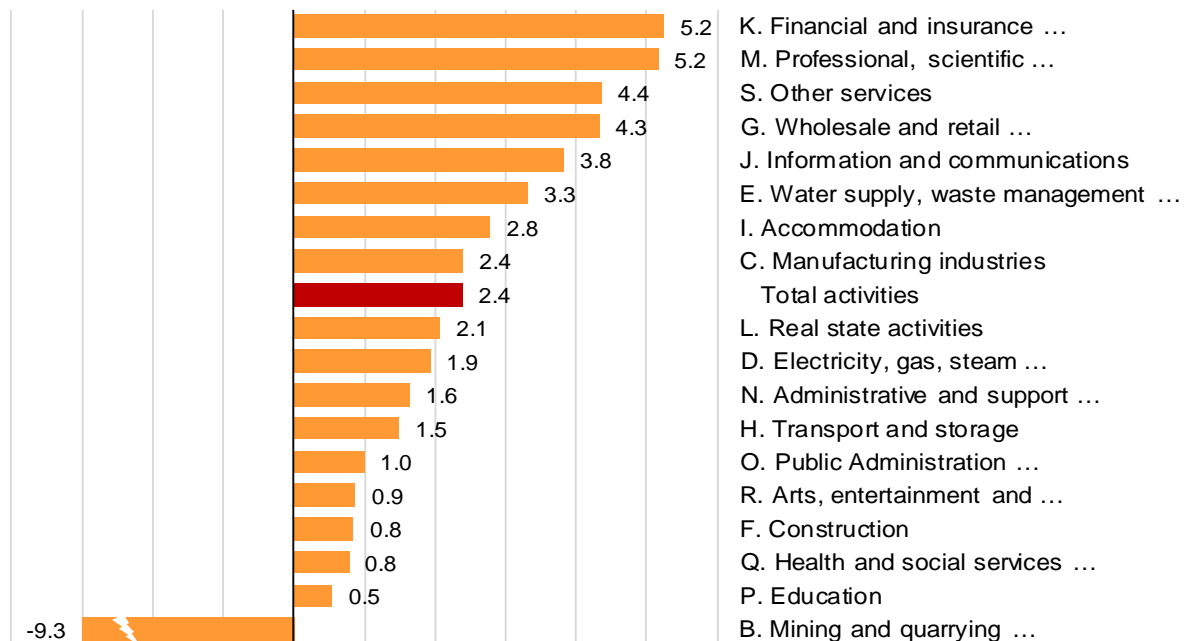
² Base year 2012

After adjusting for seasonal and calendar effects, the activities that presented the highest annual rates were *Financial and insurance activities* (5.2%), *Professional, scientific and technical activities* 5.2% and *Other service activities* (4.4%).

In turn, *Mining and quarrying* (-9.3%), *Education* (0.5) and *Human health and social work activities* (0.8%) registered the lowest adjusted annual rates.

Index adjusted for seasonal and calendar effects. Activity sections

Third quarter 2018. Annual rate. Percentage



Results by activity sections and cost components. Original series

The activity sections that recorded the greatest annual increases in wage costs in the third quarter of 2018 were *Financial and insurance activities* (8.0%), *Professional, scientific and technical activities* (5.3%) and *Wholesale and retail trade; repair of motor vehicles and motorcycles* (4.2%).

On the other hand, the lowest variations were found in *Mining and quarrying* (-4.7%), *Education* (-0.9%) and *Arts, entertainment and recreation* (0.5%).

As regards *other costs*, the greatest annual increases were recorded in *Other service activities* (8.6%), *Wholesale and retail trade; repair of motor vehicles and motorcycles* (5.3%) and *Real estate activities* (4.9%).

Mining and quarrying (-24.3%), *Financial and insurance activities* (-1.7%) and *Electricity, gas, steam and air conditioning supply* (-1.4%) showed the lowest rates. The decrease in *Mining and quarrying* was mainly due to the decrease in severance payments in this economic activity.

Harmonised Labour Cost Index in the third quarter 2018 by activity sections

Index by cost components

	Wages		Other costs		Labour costs excluding extraordinary and late payments	
	Index ²	Rate ¹	Index ²	Rate ¹	Index ²	Rate ¹
TOTAL	108.0	2.7	110.1	2.4	111.5	2.2
B. Mining and quarrying industries	95.1	-4.7	107.3	-24.3	107.5	-11.1
C. Manufacturing industries	110.3	2.3	109.7	3.7	113.0	2.7
D. Electricity, gas, steam and air conditioning supply	95.6	2.1	99.7	-1.4	107.5	1.5
E. Water supply, waste management and remediation activities	108.2	2.7	115.2	3.4	114.5	2.9
F. Construction	96.9	1.3	95.7	-0.4	101.3	0.7
G. Wholesale and retail trade, repair of motor vehicles and motorcycles	104.3	4.2	106.2	5.3	108.3	4.2
H. Transport and storage	101.8	0.7	108.5	2.7	105.6	1.6
I. Accommodation	105.0	2.8	104.8	2.8	107.2	2.7
J. Information and communications	112.5	4.2	106.9	1.2	112.4	1.6
K. Financial and insurance activities	108.2	8.0	125.3	-1.7	123.4	1.8
L. Real state activities	110.3	2.1	117.7	4.9	116.1	3.2
M. Professional, scientific and technical activities	117.8	5.3	107.2	3.8	115.8	3.9
N. Administrative and support services activities	106.6	2.0	104.0	1.7	108.7	2.0
O. Public Administration and defence, compulsory Social Security	110.7	2.2	117.0	3.3	114.0	2.5
P. Education	113.4	-0.9	118.4	-1.0	118.3	-0.9
Q. Health and social services activities	107.7	0.7	118.8	1.2	110.7	0.0
R. Arts, entertainment and recreation	103.1	0.5	97.8	1.4	105.2	1.1
S. Other services	102.8	2.9	106.1	8.6	106.4	4.2

¹ As compared to the same quarter of the previous year

² Base year 2012

Revision and updating of data

Coinciding with today's publication, HLCI provisional data for the second quarter of 2018 have been updated. The final index stands at 100.4 points.

The quarterly variation of the original series for that quarter stood at 2.5%, while that of the adjusted index was 0.3%. On the other hand, the annual rate of the original series was -1.9% and that for the index adjusted for seasonal and calendar effects, 1.1%. The results are available at INEBase.

Methodological note

The Harmonised Labour Cost Index (HLCI) is a quarterly continuous statistical operation whose objective is to provide a common and comparable measure of labour cost per hour worked for the whole of the European Union, allowing the monitoring of the evolution of said labour costs.

Indices with base 2012 are provided for total labour costs, wages and salaries and other costs net of subsidies received for the use of labour factor (includes social contributions payable by employers and non-wage payments). The index for total labour cost is also provided excluding extraordinary payments and delayed payments.

Type of operation: Statistics presented mainly in the form of indices.

Base year: 2012.

Population scope: Employees in local units.

Sources of information: The Quarterly Labour Cost Survey which is conducted on the basis of the Social Security contribution accounts. General Scheme: Sections B to S of CNAE-09 and Special Scheme for Seafarers: Sea Transport (Division 50 of CNAE-09). In order to cover all employees of the general government, information from the DARETRI file is used.

Geographical scope: the entire national territory.

Reference period of the results: the calendar quarter.

Calculation method: Chained Laspeyres.

For more information you can access the methodology at:

https://www.ine.es/en/metodologia/t22/t2230211_en.htm

And the standardised methodological report at:

<https://www.ine.es/dynt3/metadatos/en/RespuestaDatos.html?oe=30211>

For further information see **INEbase:** www.ine.es/en/ Twitter: [@es_ine](https://twitter.com/es_ine)

All press releases at: www.ine.es/en/prensa/prensa_en.htm

Press office: Telephone numbers: (+34) 91 583 93 63 /94 08 – gprensa@ine.es

Information Area: Telephone number: (+34) 91 583 91 00 – www.ine.es/infoine/?L=1

Harmonised Labour Cost Index (HLCI)

General index and index by activities

Third Quarter 2018

Base year 2012

Total labour cost. Original series

National index

	Index 3 rd quarter(P) ¹		Index 2 nd quarter(D) ¹	
	Index	Rate ²	Index	Rate ²
GENERAL INDEX	108.5	2.6	100.4	-1.9
B-E. Industry	109.4	2.4	99.0	-2.2
B. Mining and quarrying industries	98.2	-11.1	98.5	-8.7
C. Manufacturing industries	110.1	2.7	98.4	-2.3
D. Electricity, gas, steam and air conditioning supply	96.5	1.3	106.6	2.9
E. Water supply, waste management and remediation activities	110.2	2.9	102.5	-1.5
F. Construction	96.5	0.8	95.1	-2.5
G-J. Wholesale and retail trade, repair of motor vehicles and motorcycles; Transport and storage; Accommodation; Information and communications	105.5	3.4	99.5	0.2
G. Wholesale and retail trade, repair of motor vehicles and motorcycles	104.8	4.5	98.8	-0.7
H. Transport and storage	103.7	1.3	100.3	-0.4
I. Accommodation	104.9	2.8	103.4	2.0
J. Information and communications	111.1	3.5	96.4	1.6
K-N. Financial and insurance activities; Real state activities; Professional, scientific and technical activities; Administrative and support services activities	110.9	4.0	99.7	-0.5
K. Financial and insurance activities	112.0	5.5	100.6	2.4
L. Real state activities	112.1	2.8	102.7	-1.4
M. Professional, scientific and technical activities	115.1	5.0	98.3	-1.7
N. Administrative and support services activities	105.9	1.9	100.0	-1.5
O-S. Administración Pública y Defensa; Seguridad Social obligatoria; educación; actividades sanitarias y de servicios sociales; actividades artísticas, recreativas y de entrenamiento; otros servicios	111.7	1.5	103.3	-4.3
O. Public Administration and defence, compulsory Social Security	112.3	2.4	109.4	-3.7
Education	114.6	-0.9	94.9	-7.4
Q. Health and social services activities	110.2	0.8	102.0	-3.8
R. Arts, entertainment and recreation	101.7	0.7	100.3	-0.8
S. Other services	103.6	4.4	92.7	-1.3

¹ P: provisional data - D: definitive data

² As compared to the same quarter of the previous year

Harmonised Labour Cost Index (HLCI)

General index and index by activities

Third Quarter 2018

Base year 2012

Wage cost. Original series

National index

	Index 3 rd quarter(P) ¹		Index 2 nd quarter(D) ¹	
	Index	Rate ²	Index	Rate ²
GENERAL INDEX	108.0	2.7	101.7	-2.1
B-E. Industry	109.3	2.2	100.5	-2.2
B. Mining and quarrying industries	95.1	-4.7	97.4	-5.3
C. Manufacturing industries	110.3	2.3	100.0	-2.4
D. Electricity, gas, steam and air conditioning supply	95.6	2.1	110.7	4.1
E. Water supply, waste management and remediation activities	108.2	2.7	102.3	-2.2
F. Construction	96.9	1.3	98.3	-2.0
G-J. Wholesale and retail trade, repair of motor vehicles and motorcycles; Transport and storage; Accommodation; Information and communications	105.1	3.3	100.0	0.1
G. Wholesale and retail trade, repair of motor vehicles and motorcycles	104.3	4.2	99.7	-0.7
H. Transport and storage	101.8	0.7	99.1	-1.5
I. Accommodation	105.0	2.8	104.2	2.0
J. Information and communications	112.5	4.2	97.3	2.4
K-N. Financial and insurance activities; Real state activities; Professional, scientific and technical activities; Administrative and support services activities	110.8	4.9	100.1	-0.6
K. Financial and insurance activities	108.2	8.0	99.8	2.5
L. Real state activities	110.3	2.1	100.8	-5.2
M. Professional, scientific and technical activities	117.8	5.3	100.2	-2.1
N. Administrative and support services activities	106.6	2.0	100.8	-1.4
O-S. Administración Pública y Defensa; Seguridad Social obligatoria; educación; actividades sanitarias y de servicios sociales; actividades artísticas, recreativas y de entrenamiento; otros servicios	110.1	1.3	105.1	-4.7
O. Public Administration and defence, compulsory Social Security	110.7	2.2	112.6	-4.0
Education	113.4	-0.9	96.4	-7.9
Q. Health and social services activities	107.7	0.7	102.3	-4.1
R. Arts, entertainment and recreation	103.1	0.5	104.2	-0.9
S. Other services	102.8	2.9	93.3	-1.2

¹ P: provisional data - D: definitive data

² As compared to the same quarter of the previous year

Harmonised Labour Cost Index (HLCI)

General index and index by activities

Third Quarter 2018

Base year 2012

Other costs. Original series

National index

	Index 3 rd quarter(P) ¹		Index 2 nd quarter(D) ¹	
	Index	Rate ²	Index	Rate ²
GENERAL INDEX	110.1	2.4	96.8	-1.4
B-E. Industry	109.8	3.0	94.7	-2.2
B. Mining and quarrying industries	107.3	-24.3	101.7	-17.4
C. Manufacturing industries	109.7	3.7	94.0	-2.0
D. Electricity, gas, steam and air conditioning supply	99.7	-1.4	92.0	-1.8
E. Water supply, waste management and remediation activities	115.2	3.4	103.0	0.2
F. Construction	95.7	-0.4	87.7	-3.8
G-J. Wholesale and retail trade, repair of motor vehicles and motorcycles; Transport and storage; Accommodation; Information and communications	106.4	3.8	98.0	0.4
G. Wholesale and retail trade, repair of motor vehicles and motorcycles	106.2	5.3	96.1	-0.7
H. Transport and storage	108.5	2.7	103.2	2.3
I. Accommodation	104.8	2.8	101.4	2.0
J. Information and communications	106.9	1.2	93.6	-0.7
K-N. Financial and insurance activities; Real state activities; Professional, scientific and technical activities; Administrative and support services activities	111.2	1.3	98.3	0.1
K. Financial and insurance activities	125.3	-1.7	103.2	1.9
L. Real state activities	117.7	4.9	108.8	11.5
M. Professional, scientific and technical activities	107.2	3.8	92.8	-0.4
N. Administrative and support services activities	104.0	1.7	97.9	-1.7
O-S. Administración Pública y Defensa; Seguridad Social obligatoria; educación; actividades sanitarias y de servicios sociales; actividades artísticas, recreativas y de entrenamiento; otros servicios	116.7	2.1	97.7	-3.1
O. Public Administration and defence, compulsory Social Security	117.0	3.3	100.0	-2.5
Education	118.4	-1.0	90.7	-5.8
Q. Health and social services activities	118.8	1.2	100.9	-2.8
R. Arts, entertainment and recreation	97.8	1.4	89.7	-0.3
S. Other services	106.1	8.6	91.3	-1.7

¹ P: provisional data - D: definitive data

² As compared to the same quarter of the previous year

Harmonised Labour Cost Index (HLCI)

General index and index by activities

Third Quarter 2018

Base year 2012

Labour cost excluding extraordinary and late payments.

Original series

National index

	Index 3 rd quarter(P) ¹		Index 2 nd quarter(D) ¹	
	Index	Rate ²	Index	Rate ²
GENERAL INDEX	111.5	2.2	98.5	-1.6
B-E. Industry	112.9	2.4	96.9	-2.1
B. Mining and quarrying industries	107.5	-11.1	96.3	-9.2
C. Manufacturing industries	113.0	2.7	96.7	-2.2
D. Electricity, gas, steam and air conditioning supply	107.5	1.5	95.1	0.7
E. Water supply, waste management and remediation activities	114.5	2.9	101.4	-1.1
F. Construction	101.3	0.7	92.2	-2.8
G-J. Wholesale and retail trade, repair of motor vehicles and motorcycles; Transport and storage; Accommodation; Information and communications	108.1	3.1	99.4	0.3
G. Wholesale and retail trade, repair of motor vehicles and motorcycles	108.3	4.2	98.6	-0.5
H. Transport and storage	105.6	1.6	98.1	0.9
I. Accommodation	107.2	2.7	103.8	1.4
J. Information and communications	112.4	1.6	98.6	1.1
K-N. Financial and insurance activities; Real state activities; Professional, scientific and technical activities; Administrative and support services activities	115.4	2.5	101.5	-0.2
K. Financial and insurance activities	123.4	1.8	103.2	1.9
L. Real state activities	116.1	3.2	102.4	2.4
M. Professional, scientific and technical activities	115.8	3.9	99.7	-0.9
N. Administrative and support services activities	108.7	2.0	101.4	-1.4
O-S. Administración Pública y Defensa; Seguridad Social obligatoria; educación; actividades sanitarias y de servicios sociales; actividades artísticas, recreativas y de entrenamiento; otros servicios	113.5	1.4	97.9	-3.6
O. Public Administration and defence, compulsory Social Security	114.0	2.5	105.2	-3.3
Education	118.3	-0.9	89.8	-4.9
Q. Health and social services activities	110.7	0.0	93.2	-3.4
R. Arts, entertainment and recreation	105.2	1.1	99.1	0.7
S. Other services	106.4	4.2	93.8	-1.9

¹ P: provisional data - D: definitive data

² As compared to the same quarter of the previous year