

20 August 2018

**Business Turnover Index (BTI). Base 2015**  
June 2018. *Provisional data*

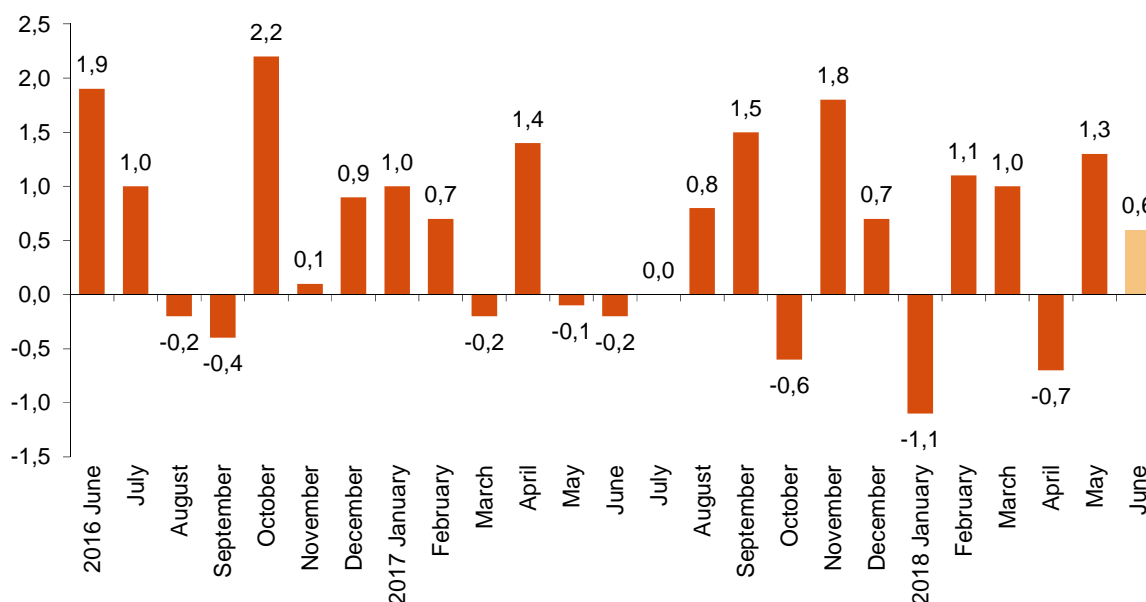
**The monthly variation of the Business Turnover<sup>1</sup> stands at 0.6%,  
after seasonal and calendar adjustment**

**The annual rate stands at 6.8% in the seasonal and calendar  
adjusted series and at 4.9% in the original series**

**Monthly trend of Business Turnover**

The monthly variation of the seasonally and calendar adjusted Business Turnover Index between the months of June and May of 2018 stood at 0.6%. This rate was seven tenths lower than the previous month.

**Total Business Turnover Index**  
Seasonally and calendar adjusted. June 2018. Monthly rate

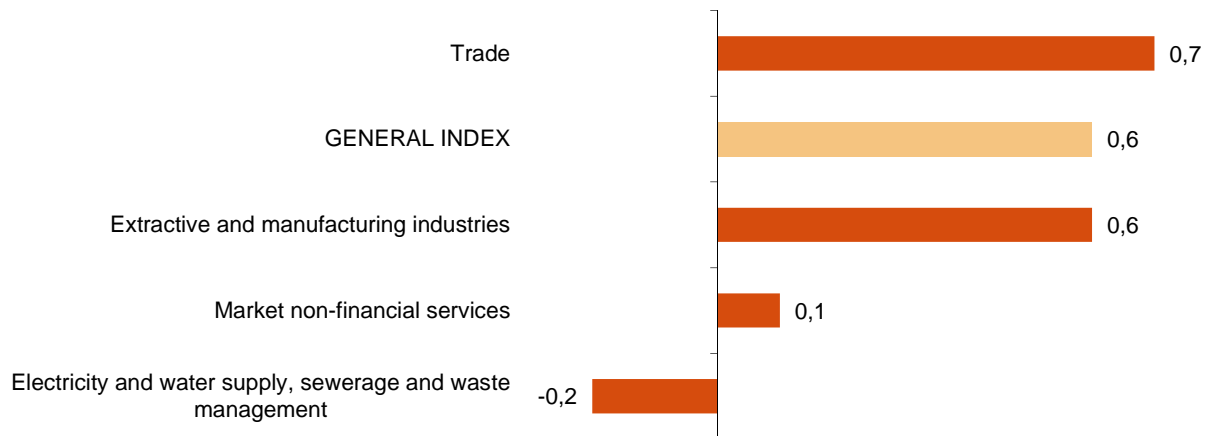


<sup>1</sup> As reflected in the methodology of this value index, the information is presented in current terms (nominal terms), this is, without adjusting the price variation effects.

Only one out of the four analyzed sectors showed negative monthly rates.

*Trade* showed the highest increase (0.7%). On the other hand *Electricity and water supply, sewerage and waste management* showed the only decrease (-0.2%).

**Business Turnover Indices, Total and by sectors**  
Seasonally and calendar adjusted. June 2018. Monthly rate

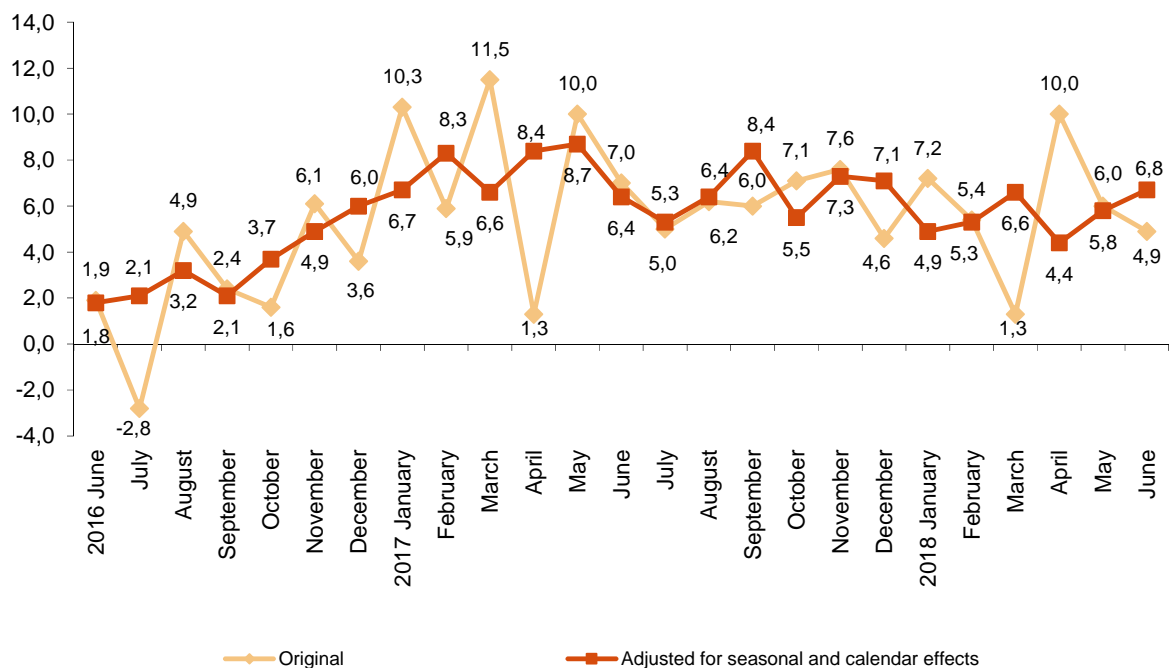


## Annual trend of the Business Turnover

The Total Business Turnover Index, once adjusted for seasonal and calendar effects, showed a variation of 6.8% in June, as compared with the same month of the previous year. This rate was one point higher than the one registered in May.

The BTI original series registered an annual variation of 4.9%. This rate was 1.1 points lower than the one in May.

### Business Turnover General Index June 2018. Annual rate



The seasonally and calendar adjusted indices showed positive annual rates in all the analysed sectors.

### Business Turnover Indices, Total and by sectors. Annual rates

	Unadjusted index Annual rate (%)	Seasonally and calendar adjusted Annual rate (%)
<b>TOTAL INDEX</b>	<b>4.9</b>	<b>6.8</b>
Extractive and manufacturing industries	4.3	7.3
Electricity and water supply, sewerage and waste management	-1.5	0.9
Trade	6.1	7.7
Market non-financial services	4.8	5.5

19 July 2018

## Methodological note

The Business Turnover Index (BTI) offers a joint and weighted measurement of the Turnover of the following economic sectors: *Extractive and manufacturing industries, Electricity and water supply, sewerage and waste management, Trade and Market non-financial services.*

The BTI is a value index that measures turnover evolution of the sectors it is formed by, therefore the information presented is always in current terms of each period. Activities included in the BTI represent 48.5% of GDP at market prices. This percentage increases to 65.9% if Public Administrations and net Taxes on products are excluded.

In order to comply with the European Statistics Code of Practice, this operation has been designed in such a way that its performance has not involved an increased burden for the respondents, insofar as it is obtained, on the one hand, by re-using the information resulting from three other INE statistical operations: Industrial Turnover Indices, Services Sector Activity Indicators and Retail Trade Indices and, on the other, by using the existing information in administrative registers: Sales reported by Large Companies in the auto-assessment of VAT in the sector not covered by the aforementioned surveys.

This new indicator complements the information provided by the INE each month, about the evolution of the different sectors separately. This offers the final user a short-term indicator that allows, in the first place, to carry out a monthly monitoring of the business activity of a very important part of the economy, and in the second place, to carry out comparative analyses between the different sectors, as well as analysing the interrelation that may occur among them.

The Business Turnover Index is calculated using a fixed base Laspeyres index, in which the base year has been established so as to find the consistency with the rest of short-term indicators, in the year 2015.

Elementary indices are indices published by INE in the aforementioned short-term statistics or calculated from the information provided by the Spanish Tax Agency for the sector *Electricity and water supply, sewerage and waste management.*

The weightings of each elementary aggregate represent the relationship between the invoicing value or turnover of the activities in that aggregate and the total turnover of the activities that make up the population scope of this index. These weightings have been obtained from the data resulting from the following structural surveys: Annual Industrial Companies Survey, Annual Trade Survey and Annual Services Survey, referring to the year 2015.

### BTI weightings (in percentage)

	Base 2010	Base 2015
Extractive and manufacturing industries	28.38	28.84
Electricity and water supply, sewerage and waste management	4.67	6.86
Trade	41.79	41.82
Market non-financial services	25.16	22.48
<b>Total</b>	<b>100.00</b>	<b>100.00</b>

## Business Turnover Indices. Base 2015

June 2018

Provisional data

### 1. Business Turnover Indices, Total and by sectors Seasonally and calendar adjusted

	Index	Rate (%)		Year-to-date average
		Monthly	Annual	
<b>TOTAL INDEX</b>	<b>115,9</b>	<b>0,6</b>	<b>6,7</b>	<b>5,6</b>
Extractive and manufacturing industries	114,7	0,6	7,3	5,4
Electricity and water supply, sewerage and waste management	98,9	-0,2	-1,4	2,6
Trade	118,6	0,7	7,6	6,0
Market non-financial services	117,3	0,1	5,5	6,0

### 2. Business Turnover Indices, Total and by sectors Calendar adjusted

	Index	Rate (%)	
		Annual	Year-to-date average
<b>TOTAL INDEX</b>	<b>121,4</b>	<b>6,8</b>	<b>5,6</b>
Extractive and manufacturing industries	121,7	7,3	5,4
Electricity and water supply, sewerage and waste management	99,9	0,9	2,1
Trade	123,2	7,7	6,1
Market non-financial services	125,9	5,5	6,0

### 3. Business Turnover Indices, Total and by sectors Unadjusted

	Index	Rate (%)		Effect Annual
		Annual	Year-to-date average	
<b>TOTAL INDEX</b>	<b>120,9</b>	<b>4,9</b>	<b>5,7</b>	
Extractive and manufacturing industries	120,9	4,3	5,4	1,251
Electricity and water supply, sewerage and waste management	94,3	-1,5	2,6	-0,089
Trade	122,7	6,1	6,2	2,575
Market non-financial services	125,7	4,8	6,1	1,131

For further information see **INEbase** - [www.ine.es/en/](http://www.ine.es/en/) All press releases at: [www.ine.es/en/prensa/prensa\\_en.htm](http://www.ine.es/en/prensa/prensa_en.htm)

**Press Office:** Telephone numbers: 91 583 93 63 / 94 08 – Fax: 91 583 90 87 - [gprensa@ine.es](mailto:gprensa@ine.es)

**Information Area:** Telephone number: 91 583 91 00 – Fax: 91 583 91 58 – [www.ine.es/infoine](http://www.ine.es/infoine)