

8 September 2017

Housing Price Index (HPI). Base 2015

Second quarter of 2017

The annual variation rate of the Housing Price Index increases three tenths, standing at 5.6%

Housing prices rise two tenths compared to the previous quarter

Annual evolution of housing prices

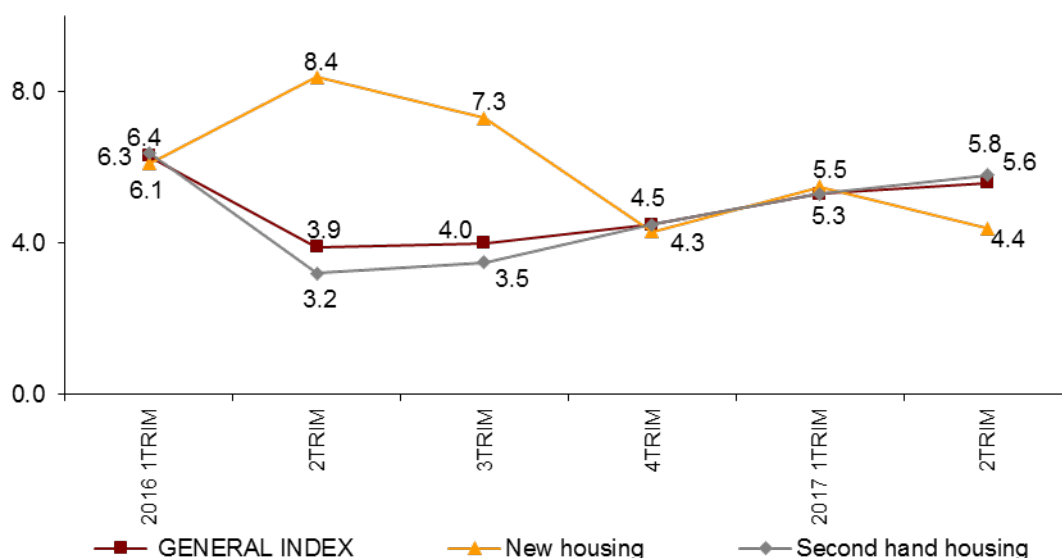
The annual variation rate of the Housing Price Index (HPI) in the second quarter of 2017 increased three tenths, standing at **5.6%**.

By type of housing, the annual variation of **new housing** stood at **4.4%**, more than one point lower than that registered in the previous quarter.

Meanwhile, the annual variation of the price of second hand housing increases by half a point, up to **5.8%**.

Annual evolution of the HPI

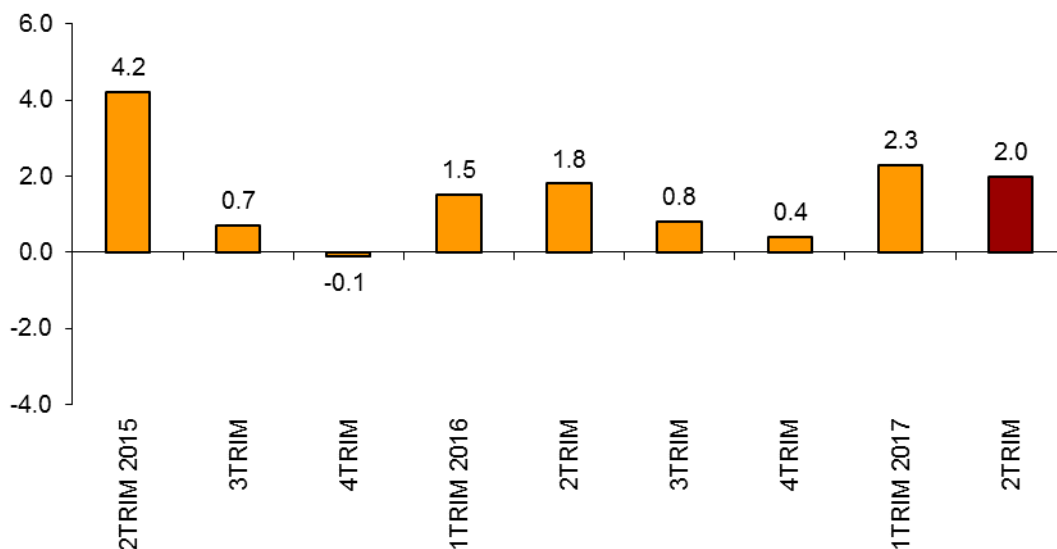
General index, new housing and second hand housing



Quarterly evolution of housing prices

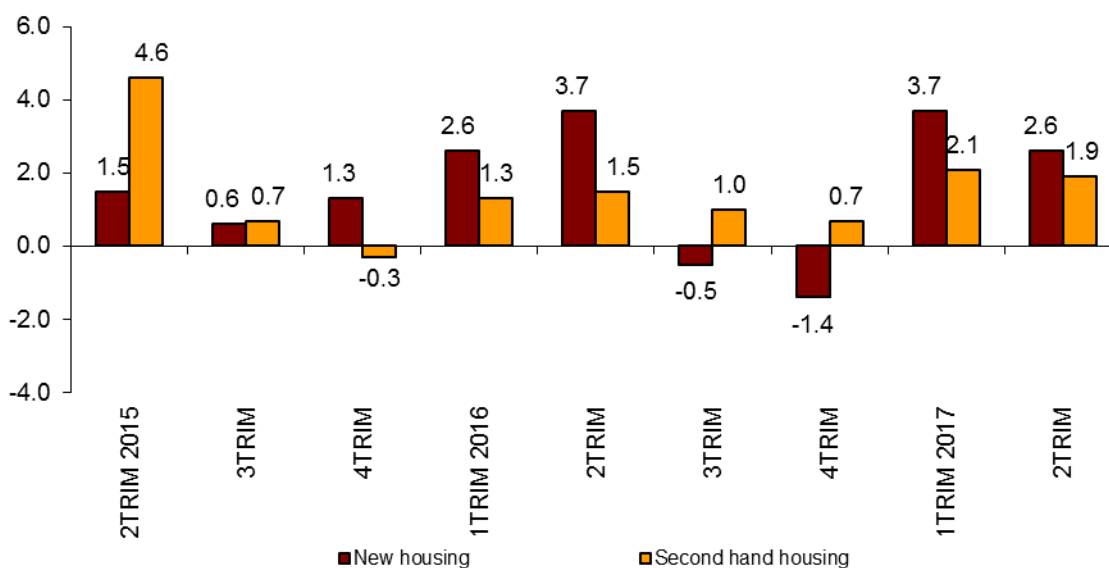
The quarterly variation of the general HPI in the second quarter 2017 was **2.0%**.

Evolution of the quarterly HPI rate in the last two years



By type of housing, new housing prices increased by **2.6%** between the first quarter and the second quarter of 2017. In turn, second-hand housing prices increased by **1.9%**.

Evolution of the quarterly HPI rate in the last two years by housing type (new/second hand)



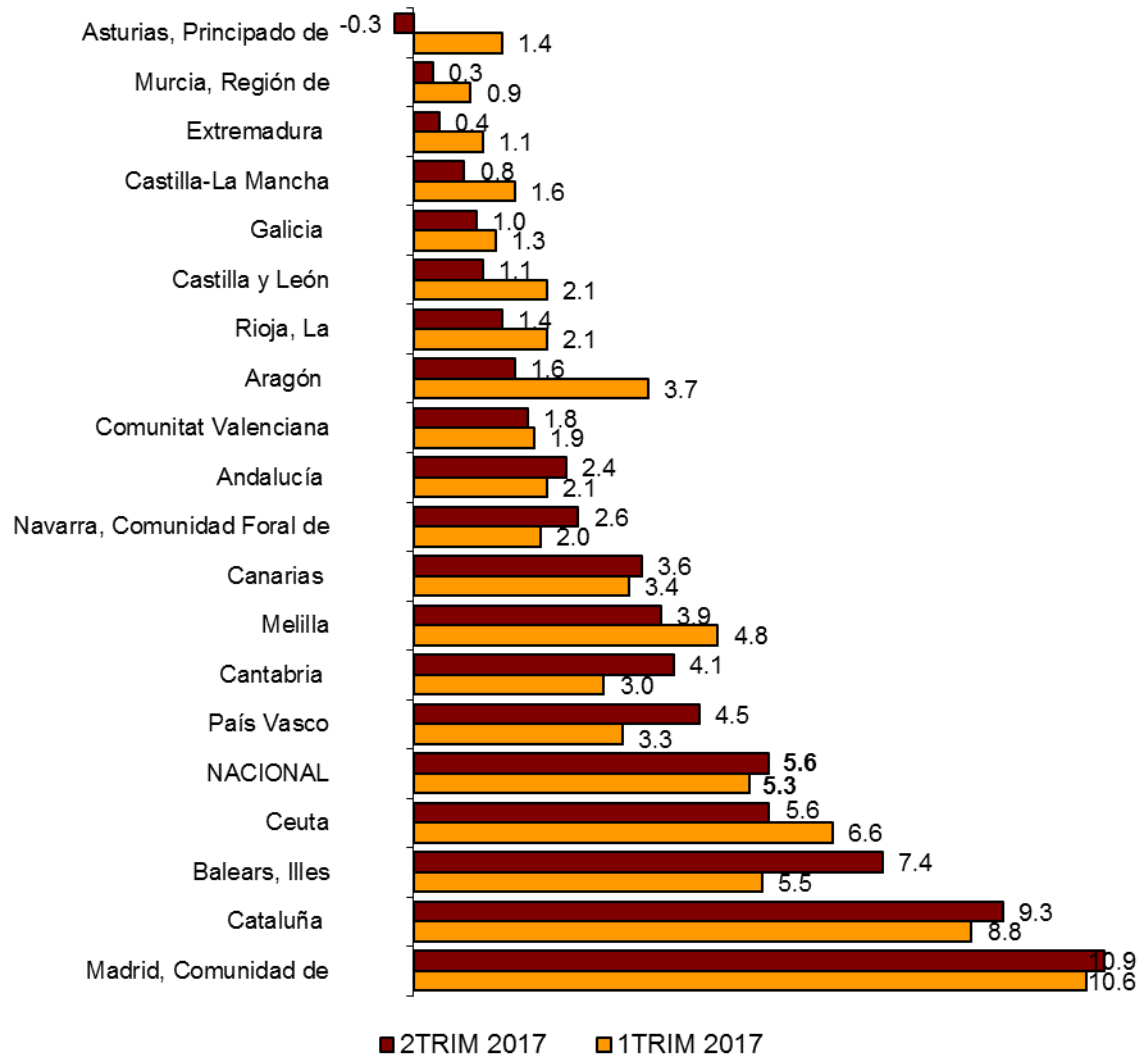
Results by Autonomous Communities. IPRI annual variation rates

A total of eight autonomous communities increase their annual rate in the second quarter of 2017. The greatest increases are recorded in Illes Balears, País Vasco and Cantabria, with increases of 1.9, 1.2 and 1.1 points, respectively.

On its part, the greatest decreases in the annual variation were in Aragón, Principado de Asturias and Castilla y León, which decreased 2.1, 1.7 and 1.0 points, respectively.

Annual HPI rates, base 2015

General index for Autonomous Communities and cities



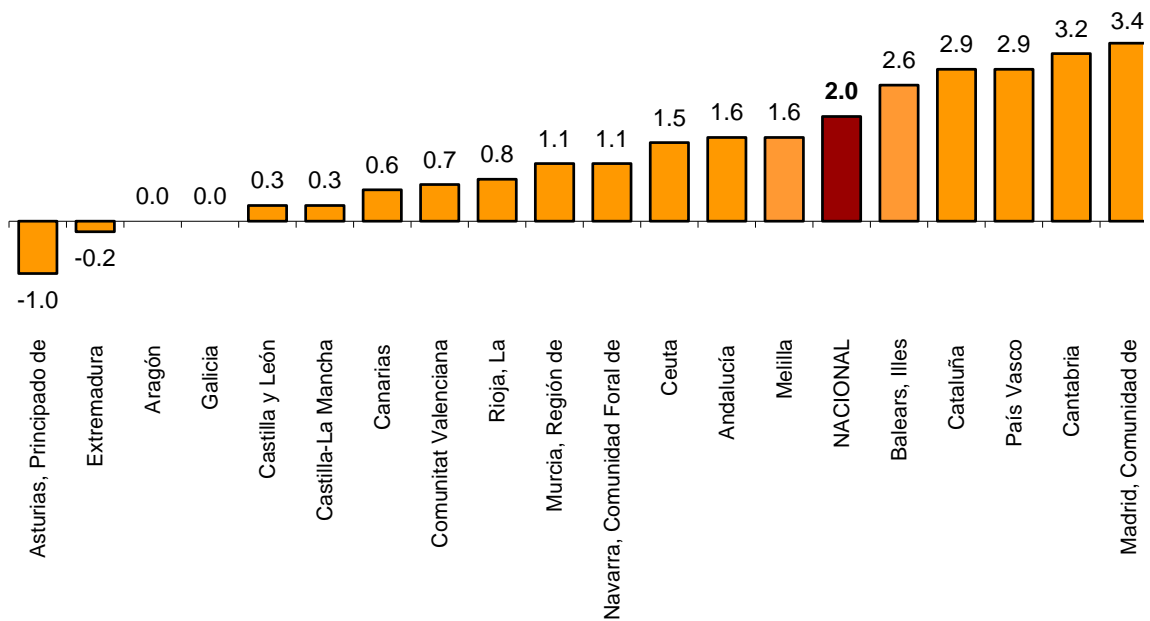
Results by Autonomous Communities. Quarterly variation rates

Most Autonomous Communities had positive quarter rates in the second quarter 2017.

Comunidad de Madrid, Cantabria, País Vasco and Cataluña registered the highest increases (3.4%, 3.2%, 2.9% and 2.9%, respectively).

On its part, Principado de Asturias (-1.0%) and Extremadura (-0.2%) are the only communities with negative quarterly variations.

Quarterly HPI rates, base 2015
General index for Autonomous Communities and cities



Housing price indices. Base 2015

Second quarter 2017

1. National index: general and by type of housing

Housing	Index	% Variation			Effect	
		Quarterly	Year-to-date	Annual	Quarterly	Year-to-date
GENERAL INDEX	110.4	2.0	4.3	5.6	2.0	4.3
New housing	112.8	2.6	6.3	4.4	0.316	0.773
Second-hand housing	110.1	1.9	4.0	5.8	1.689	3.537

2. General Index by Autonomous Community

	Index	% Variation		
		Quarterly	Year-to-date	Annual
Andalucía	105.7	1.6	2.5	2.4
Aragón	104.3	0.0	2.0	1.6
Asturias, Principado de	101.0	-1.0	-0.7	-0.3
Balears, Illes	112.3	2.6	3.9	7.4
Canarias	107.0	0.6	2.9	3.6
Cantabria	107.2	3.2	3.8	4.1
Castilla y León	102.6	0.3	1.6	1.1
Castilla-La Mancha	102.0	0.3	1.5	0.8
Cataluña	116.2	2.9	5.9	9.3
Comunitat Valenciana	104.8	0.7	2.1	1.8
Extremadura	101.9	-0.2	1.0	0.4
Galicia	102.7	0.0	0.7	1.0
Madrid, Comunidad de	120.1	3.4	7.9	10.9
Murcia, Región de	102.5	1.1	1.4	0.3
Navarra, Comunidad Foral de	104.1	1.1	2.0	2.6
País Vasco	107.7	2.9	5.5	4.5
Rioja, La	104.0	0.8	2.4	1.4
Ceuta	111.5	1.5	4.8	5.6
Melilla	110.5	1.6	4.7	3.9

3. New housing Index by Autonomous Community

	Index	% Variation		
		Quarterly	Year-to-date	Annual
Andalucía	111.2	1.9	4.2	2.0
Aragón	108.1	0.0	5.1	1.5
Asturias, Principado de	104.3	-0.4	1.0	-1.3
Balears, Illes	110.0	2.8	4.7	6.0
Canarias	110.7	0.4	3.7	2.0
Cantabria	108.0	3.6	5.1	3.0
Castilla y León	105.0	0.1	2.8	0.1
Castilla-La Mancha	107.5	0.3	3.4	0.0
Cataluña	117.0	3.9	8.0	7.8
Comunitat Valenciana	108.5	0.6	3.1	0.3
Extremadura	109.9	0.0	1.9	1.4
Galicia	108.5	1.7	3.9	2.0
Madrid, Comunidad de	119.7	3.9	10.2	7.6
Murcia, Región de	108.7	1.4	3.1	-0.3
Navarra, Comunidad Foral de	107.0	1.4	4.0	2.6
País Vasco	112.1	4.3	7.8	7.1
Rioja, La	108.3	1.2	3.1	-0.1

4. Second-hand housing Index by Autonomous Community

	Index	% Variation		
		Quarterly	Year-to-date	Annual
Andalucía	105.0	1.5	2.3	2.5
Aragón	103.5	0.0	1.4	1.8
Asturias, Principado de	100.4	-1.0	-0.9	0.1
Balears, Illes	112.6	2.5	3.8	7.6
Canarias	106.5	0.6	2.8	3.8
Cantabria	107.1	3.1	3.6	4.5
Castilla y León	102.3	0.3	1.4	1.4
Castilla-La Mancha	100.8	0.3	1.2	1.1
Cataluña	116.1	2.9	5.7	9.5
Comunitat Valenciana	104.3	0.7	1.9	2.1
Extremadura	100.8	-0.2	0.9	0.3
Galicia	101.3	-0.4	0.1	0.9
Madrid, Comunidad de	120.1	3.2	7.5	11.4
Murcia, Región de	101.4	1.1	1.1	0.4
Navarra, Comunidad Foral de	103.3	1.0	1.6	3.0
País Vasco	106.6	2.5	4.9	3.9
Rioja, La	103.2	0.8	2.3	1.8

For further information see **INEbase** - www.ine.es/en/

All press releases at: www.ine.es/en/prensa/prensa_en.htm

Press Office: Telephone numbers: 91 583 93 63 / 94 08

Fax: 91 583 90 87 gprensa@ine.es

Information Area: Telephone number: 91 583 91 00

Fax: 91 583 91 58 www.ine.es/infoine