

23 November 2009

Hotel Tourism Short-Term Trends (HOS/HPI/HII)
November 2009. *Provisional data*

Overnight stays at hotel establishments decrease 1.7%* in October, as compared with the same month in 2008

The interannual rate of hotel prices decreases 6.6%

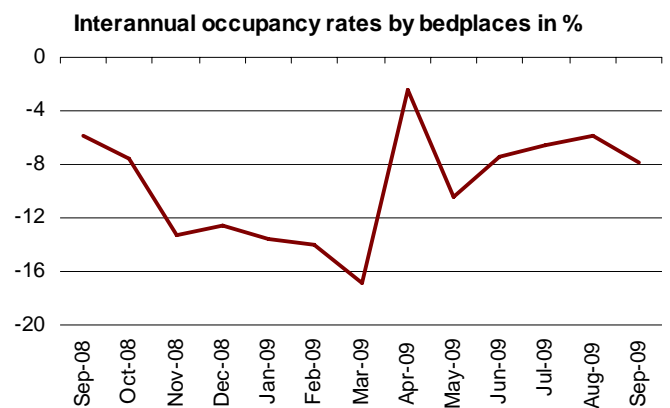
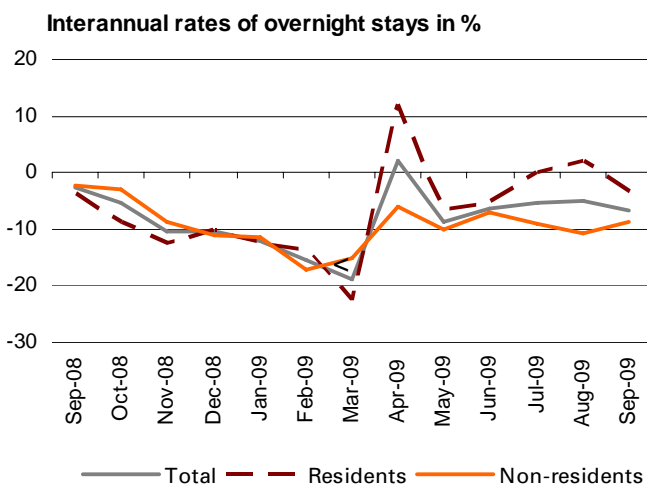
During the month of October, 22.0 million overnight stays were recorded in hotel establishments, indicating a 1.7% decrease as compared with the same month in 2008. A 4.3% increase in overnight stays was recorded for residents in Spain, while the rate for non-residents presented a decrease of 5.4%.

The average stay decreased 1.9% as compared with October 2008, standing at 3.1 nights per guest.

During the first ten months of the year, overnight stays decreased 7.1%, as compared with the same period the previous year.

In turn, the **Hotel Price Index (HPI) registered a decrease of 6.6%** in the month of October, with a rate 6.8 points lower than that recorded the same month of 2008.

During the month of October, 48.3% of the available bedplaces were filled, indicating a decrease of 2.8% as compared with the same month the previous year. **The weekend occupancy rate by bedplaces was 53.2%**, with an interannual decrease of 3.5%.



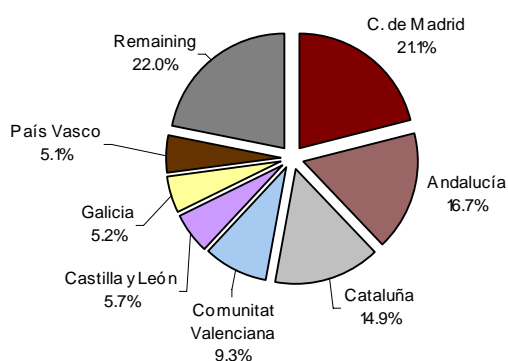
* Due to the update made in the directory of hotel establishments in Canarias, the data published as of June 2009 (for Canarias and the national total) cannot be directly compared to those published last year. To bridge this gap in the series, some link coefficients have been calculated to allow users to compare data from different years. The coefficients will be published monthly on the INE website in the section dedicated to this statistical operation, in a specific section entitled link coefficients.

Overnight stays of German and British citizens decrease

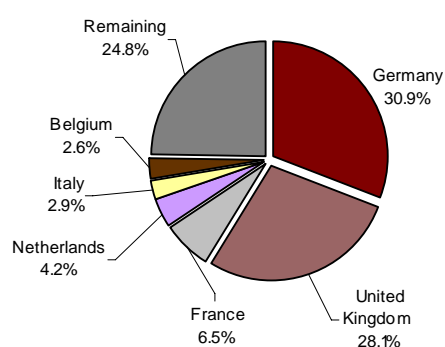
Guests from Germany and the United Kingdom made 7.8 million overnight stays in October, accounting for 59.0% of the total for non-residents. The German market experienced an 8.2% interannual decrease in its overnight stays, whereas the British market experienced a 6.6% decrease.

Overnight stays of guests from France, the Netherlands and Italy (the following countries of origin) registered interannual rates of 6.0%, -6.4% and -11.1%, respectively.

Overnight stays of guests resident in Spain by Autonomous Community of origin in %



Overnight stays of guests resident abroad by country of origin in %

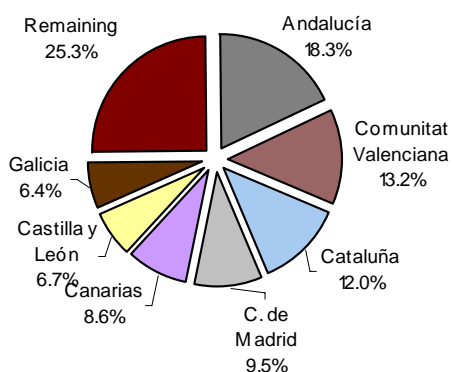


Illes Balears is the preferred destination for non-resident guests

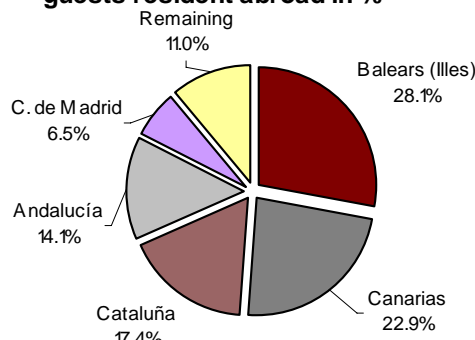
The main destination chosen by non-residents was Illes Balears. In this Autonomous Community, the overnight stays by foreign nationals, representing 28.1% of the national total, decreased 3.8% as compared with October 2008. The following destinations were Canarias, with an interannual rate of -10.2%, and Cataluña, with a rate of -4.3%.

Andalucía, Comunitat Valenciana and Cataluña were the main destinations chosen by guests resident in Spain, with interannual rates for overnight stays of 1.6%, 6.1% and 8.7%, respectively.

Distribution of overnight stays of guests resident in Spain in %



Distribution of overnight stays of guests resident abroad in %



Canarias reaches the highest occupancy rate in the month of October

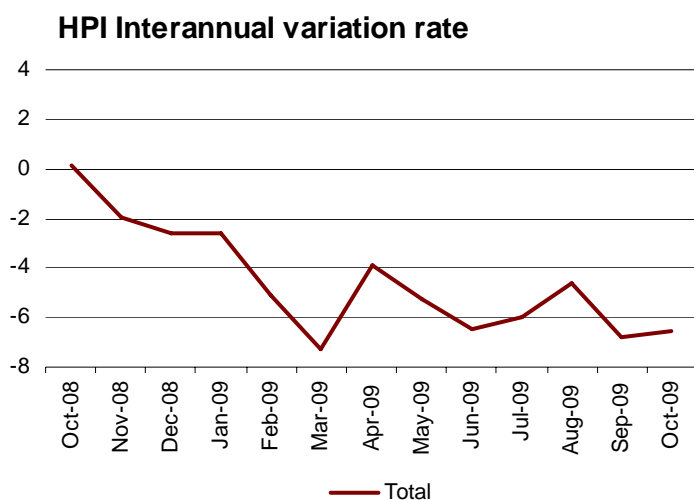
During the month of October, Canarias was the Autonomous Community with the highest occupancy rate by bedplaces (59.2%), ahead of Comunidad de Madrid (54.4%) and Illes Balears (52.7%).

The **tourist areas** with the highest occupancy and overnight stay rates were located on the islands and the coasts. The Barcelona coast reached the highest occupancy rate by bedplaces (65.2%) whereas the highest weekend occupancy rate by bedplaces was recorded on the Guipuzcoa coast (77.2%). The island of Mallorca registered the highest number of overnight stays in October, with more than 3.3 million.

The **tourist sites** with the highest number of overnight stays were Madrid, Barcelona and Benidorm. In turn, Benidorm had the highest occupancy rate by bedplaces (75.7%), and Barcelona recorded the highest weekend occupancy rate (74.0%).

Hotel prices register an interannual rate of -6.6%

The interannual decrease of the HPI stood at -6.6% in October, 6.8 points lower than that registered the same month the previous year.



Decrease in prices in all of the Autonomous Communities

Cataluña, Andalucía, Canarias and Illes Balears were the most relevant Autonomous Communities within the HPI in October, with a combined weight of 62.6% of the index. All of them registered negative interannual rates in October.

Cataluña, which carried the greatest load in the weighting structure this month (16.7%), showed an interannual rate of -9.0%, that is, 2.9 points higher than the rate estimated in September. Hotel prices experienced a decrease of -3.2% in Andalucía, as compared with the -5.5% registered the previous month. Canarias showed an interannual rate of -5.0%, as compared with -5.8% the previous month. In Illes Balears, the interannual rate was -6.1%, that is, 0.4 points lower than that obtained the previous month.

Hotel prices decrease in all of the categories, as compared with the previous year

By category, the most important decreases in October were recorded in five-gold-star (-12.6%) and four-gold-star (-6.5%) hotels. They were followed by three-gold-star (-5.9%) and one-silver-star (-5.2%) hotels.

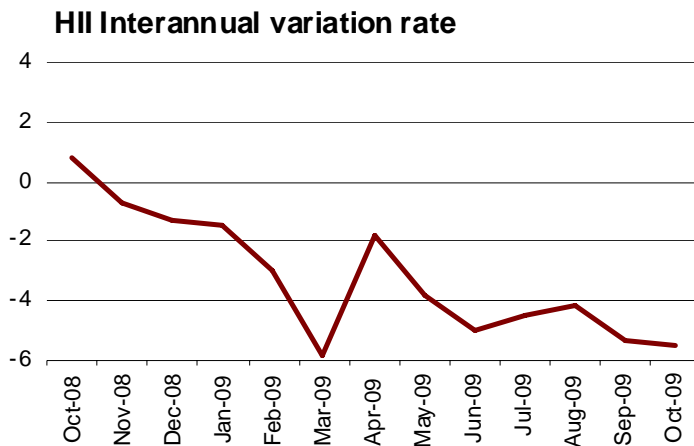
The remaining categories also showed negative interannual rates: one-gold-star (-4.2%), three- and two-silver-star (-2.3%) and two-gold-star (-1.3%) establishments.

The interannual rate of the HII decreases 5.4% in October

The Hotel Income Index (HII), which unlike the HPI, also considers the variation in the structure, reflected an interannual rate of income received per occupied room of -5.4% in October. This rate was the same as that obtained the previous month, and 6.2 points lower than the rate registered one year ago.

The four Autonomous Communities with the greatest weight in this indicator, Andalucía, Canarias, Illes Balears, and Cataluña, presented negative interannual rates (-3.4%, -5.0%, -6.2% and -6.7%, respectively).

Income per occupied room decreased in all categories. The most moderate decreases were recorded in two-gold-star (-0.1%), three- and two-silver-star (-1.6%) and one-gold-star (-2.3%) establishments. One-silver-star hotels registered a -4.8% variation rate, three-gold-star hotels registered -5.4% and four-gold-star hotels registered -6.4%. The most significant decrease was found in the five-gold-star category, with an 11.1% decrease as compared with October 2008.



Methodological note 2009

Hotel Price Index - Hotel Income Index Base change to 2008

Since the year 2000, the INE has been publishing the Hotel Price Index (HPI) and the Hotel Income Index (HII), compiled with the information that hotel businesspersons include in a specific section of the Hotel Occupancy Survey questionnaire.

The changes occurring in the sector in recent years encouraged the introduction of certain modifications in said section of the questionnaire, from January 2008 onwards. With these changes, we hope, on the one hand, **to collect the new distribution channels favoured by generalised Internet use**, and on the other hand, **to adapt the questionnaire to the terms and concepts that are most frequently used within the sector**, as well as to the data available in the business management systems themselves.

In order to introduce all of the new information collected in the new questionnaire model in the computation of these indicators in a precise way, it is necessary to carry out a base change. For this reason, starting from January 2009, the Hotel Price Index and the Hotel Income Index shall be published in base 2008.

A base change in an indicator implies a break in the historical series, preventing, in this case, the comparison, as of January 2009, with the indices from previous periods. **So as to avoid this break, and maintain temporal comparability, the series published until December 2008 have been linked.**

Available on the INE website, http://www.ine.es/en/welcome_en.htm, are the HPI and HII series in base 2008, since January 2001 and January 2003, respectively, as well as the old series in base 2001 until December 2008.

Tourist Accommodation Occupancy Survey (Hotels and similar establishments)

October 2009

Provisional data

1. Travellers, overnight stays and average stay by categories of establishment

| Category | Number of travellers | | | Number of overnight stays | | | Average stay |
|-----------------------------|----------------------|--------------------|------------------|---------------------------|--------------------|-------------------|--------------|
| | Total | Residents in Spain | Residents abroad | Total | Residents in Spain | Residents abroad | |
| TOTAL | 7,060,755 | 3,975,392 | 3,085,364 | 21,982,122 | 8,791,205 | 13,190,917 | 3.11 |
| HOTELS: Golden stars | | | | | | | |
| Five | 419,790 | 193,174 | 226,616 | 1,159,135 | 390,082 | 769,053 | 2.76 |
| Four | 3,017,905 | 1,631,027 | 1,386,878 | 9,576,686 | 3,455,071 | 6,121,615 | 3.17 |
| Three | 2,168,221 | 1,172,487 | 995,735 | 7,633,228 | 2,792,640 | 4,840,588 | 3.52 |
| Two | 547,066 | 366,350 | 180,716 | 1,406,772 | 808,664 | 598,108 | 2.57 |
| One | 215,428 | 147,178 | 68,249 | 481,929 | 293,973 | 187,955 | 2.24 |
| INNS: Silver stars | | | | | | | |
| Two and three | 394,386 | 275,265 | 119,121 | 949,501 | 558,534 | 390,967 | 2.41 |
| One | 297,959 | 189,910 | 108,049 | 774,871 | 492,240 | 282,631 | 2.60 |
| Interannual rate | 0.11 | 3.34 | -3.77 | -1.74 | 4.29 | -5.40 | -1.85 |
| Cumulative interannual rate | -7.39 | -4.83 | -10.65 | -7.07 | -3.63 | -9.51 | 0.34 |

2. Open establishments, capacity, occupancy and employed personnel by categories of establishment

| Category | Estimated open establishments | Estimated bedplaces | Level of occupancy | | | Employed personnel |
|-----------------------------|-------------------------------|---------------------|--------------------|--------------------------|--------------|--------------------|
| | | | Per bedplaces | Per bedplaces at weekend | Per rooms | |
| TOTAL | 15,138 | 1,456,152 | 48.25 | 53.22 | 52.43 | 194,428 |
| HOTELS: Golden stars | | | | | | |
| Five | 229 | 76,933 | 48.27 | 53.97 | 54.04 | 21,637 |
| Four | 1,831 | 562,972 | 54.35 | 60.32 | 60.56 | 85,556 |
| Three | 2,521 | 459,531 | 52.98 | 56.66 | 55.51 | 55,782 |
| Two | 1,886 | 118,194 | 38.13 | 44.30 | 42.85 | 11,275 |
| One | 1,197 | 51,197 | 30.22 | 34.29 | 34.97 | 4,540 |
| INNS: Silver stars | | | | | | |
| Two and three | 3,023 | 96,382 | 31.66 | 36.82 | 35.79 | 8,393 |
| One | 4,451 | 90,942 | 27.39 | 30.85 | 32.29 | 7,245 |
| Interannual rate | 1.24 | 1.07 | -2.84 | -3.47 | -4.02 | -6.77 |

3. Travellers, overnight stays, occupancy, average stay and employed personnel

Results by areas and tourist sites

| | Travellers | | Overnight stays | | Level of occupancy | | | Average stay | Employed personnel |
|--|--------------------|------------------|--------------------|------------------|--------------------|---------------|----------------------|--------------|--------------------|
| | Residents in Spain | Residents abroad | Residents in Spain | Residents abroad | Per bedplac | Per bedplaces | Per rooms at weekend | | |
| Tourist areas with a greater level of occupancy per month | | | | | | | | | |
| Costa de Barcelona | 158,372 | 375,290 | 292,223 | 913,714 | 65.17 | 73.51 | 74.76 | 2.26 | 9,730 |
| Isla de Gran Canaria | 54,383 | 105,588 | 178,738 | 871,617 | 64.85 | 66.90 | 70.86 | 6.57 | 8,974 |
| Costa Blanca | 145,668 | 117,046 | 600,621 | 634,308 | 60.26 | 60.77 | 59.35 | 4.70 | 8,263 |
| Isla de Tenerife | 88,889 | 149,718 | 363,426 | 1,167,530 | 59.04 | 60.21 | 62.57 | 6.42 | 14,277 |
| Isla de Fuerteventura | 11,892 | 67,823 | 50,783 | 554,482 | 57.96 | 60.84 | 62.76 | 7.59 | 4,978 |
| Costa Guipuzcoana | 37,073 | 18,514 | 65,454 | 35,469 | 56.83 | 77.18 | 63.23 | 1.82 | 1,133 |
| Costa del Maresme | 25,807 | 52,917 | 57,788 | 278,660 | 55.98 | 61.78 | 59.84 | 4.27 | 1,738 |
| Isla de Lanzarote | 25,568 | 49,503 | 141,287 | 374,293 | 55.93 | 55.05 | 57.53 | 6.87 | 4,426 |

Tourist areas with a greater number of overnight stays per month *

| | | | | | | | | | |
|---------------------------|---------|---------|---------|-----------|-------|-------|-------|------|--------|
| Isla de Mallorca | 61,752 | 450,344 | 196,817 | 3,172,126 | 53.93 | 53.52 | 53.60 | 6.58 | 24,641 |
| Costa del Sol | 145,280 | 194,633 | 347,856 | 929,692 | 51.23 | 56.37 | 58.15 | 3.76 | 10,687 |
| Costa Brava | 72,258 | 145,094 | 177,144 | 587,952 | 48.84 | 50.30 | 48.62 | 3.52 | 5,256 |
| Costa Daurada | 97,631 | 69,879 | 246,620 | 368,780 | 46.49 | 54.90 | 48.20 | 3.67 | 4,153 |
| Costa de la Luz de Cádiz | 101,563 | 56,581 | 218,369 | 249,257 | 41.54 | 49.36 | 51.37 | 2.96 | 5,167 |
| Islas de Ibiza-Formentera | 22,144 | 38,803 | 93,241 | 335,964 | 46.21 | 43.64 | 42.98 | 7.04 | 3,161 |
| Costa de Almería | 65,955 | 16,039 | 182,205 | 91,428 | 33.55 | 39.39 | 44.75 | 3.34 | 2,204 |
| Isla de Menorca | 19,144 | 20,266 | 68,500 | 195,125 | 49.42 | 49.03 | 50.56 | 6.69 | 1,912 |

Tourist sites with a greater level of occupancy per month

| | | | | | | | | | |
|---------------------------|---------|---------|---------|---------|-------|-------|-------|------|-------|
| Benidorm | 62,259 | 70,561 | 431,615 | 483,255 | 75.71 | 71.85 | 72.59 | 6.89 | 5,156 |
| Arona | 9,257 | 40,516 | 52,557 | 336,092 | 70.32 | 70.52 | 75.51 | 7.81 | 2,723 |
| San Bartolomé de Tirajana | 26,082 | 75,279 | 109,555 | 666,649 | 69.97 | 70.95 | 74.22 | 7.66 | 6,705 |
| Santanyi | 465 | 31,910 | 1,641 | 214,523 | 69.60 | 67.34 | 68.01 | 6.68 | 1,480 |
| Pollença | 176 | 9,652 | 271 | 70,864 | 69.10 | 70.86 | 71.30 | 7.24 | 598 |
| Lloret de Mar | 16,370 | 67,687 | 63,306 | 364,815 | 67.70 | 61.26 | 67.03 | 5.09 | 1,892 |
| Barcelona | 149,567 | 366,972 | 275,483 | 895,819 | 65.64 | 74.04 | 75.12 | 2.27 | 9,435 |
| Adeje | 20,481 | 73,218 | 92,554 | 570,403 | 64.33 | 64.63 | 67.30 | 7.08 | 6,032 |
| Yaiza | 13,678 | 25,516 | 75,796 | 185,488 | 62.30 | 62.60 | 61.14 | 6.67 | 2,242 |
| Mogán | 5,048 | 23,859 | 14,539 | 177,609 | 60.95 | 66.59 | 71.72 | 6.65 | 1,379 |

Tourist sites with a greater number of overnight stays per month *

| | | | | | | | | | |
|----------------------------|---------|---------|---------|---------|-------|-------|-------|------|--------|
| Madrid | 364,695 | 364,068 | 620,545 | 787,566 | 59.87 | 66.56 | 71.59 | 1.93 | 12,215 |
| Palma de Mallorca | 35,806 | 112,390 | 101,260 | 569,475 | 58.23 | 64.23 | 62.45 | 4.53 | 5,420 |
| Calviá | 9,442 | 82,044 | 48,883 | 614,474 | 53.01 | 53.11 | 50.85 | 7.25 | 5,011 |
| Salou | 41,372 | 43,507 | 125,377 | 263,697 | 59.30 | 67.66 | 57.64 | 4.58 | 1,880 |
| Pájara | 3,094 | 41,201 | 17,800 | 351,531 | 59.60 | 60.94 | 61.97 | 8.34 | 3,056 |
| Torremolinos | 31,506 | 48,564 | 80,952 | 282,473 | 60.61 | 62.55 | 65.08 | 4.54 | 2,263 |
| Sevilla | 90,218 | 79,359 | 157,808 | 161,541 | 58.17 | 66.69 | 66.20 | 1.88 | 2,740 |
| Sant Llorenç des Cardassar | 2,568 | 44,166 | 4,918 | 313,167 | 50.10 | 50.88 | 51.50 | 6.81 | 2,191 |
| Valencia | 86,103 | 51,432 | 155,131 | 117,710 | 48.89 | 58.13 | 56.37 | 1.98 | 2,468 |
| Alcudia | 2,934 | 31,076 | 5,181 | 251,305 | 46.69 | 53.09 | 50.36 | 7.54 | 1,770 |

* Not taken into account those included in the preceding table because they are in the bigger level of occupancy tables too.

4. Travellers, overnight stays and average stay

Results by Autonomous Communities and provinces

| Provinces | Number of travellers | | | Overnight stays | | | Average stay |
|-------------------------------------|----------------------|--------------------|------------------|-------------------|--------------------|-------------------|--------------|
| | Total | Residents in Spain | Residents abroad | Total | Residents in Spain | Residents abroad | |
| TOTAL | 7,060,755 | 3,975,392 | 3,085,364 | 21,982,122 | 8,791,205 | 13,190,917 | 3.11 |
| Andalucía | 1,291,349 | 759,455 | 531,893 | 3,466,348 | 1,607,958 | 1,858,390 | 2.68 |
| Almería | 87,661 | 70,334 | 17,327 | 287,014 | 193,060 | 93,953 | 3.27 |
| Cádiz | 198,135 | 126,294 | 71,841 | 547,939 | 262,537 | 285,403 | 2.77 |
| Córdoba | 87,654 | 56,663 | 30,991 | 136,798 | 91,577 | 45,220 | 1.56 |
| Granada | 186,617 | 111,554 | 75,063 | 391,815 | 245,394 | 146,421 | 2.10 |
| Huelva | 79,751 | 56,371 | 23,380 | 261,556 | 138,245 | 123,311 | 3.28 |
| Jaén | 52,727 | 47,620 | 5,107 | 87,512 | 79,469 | 8,043 | 1.66 |
| Málaga | 377,496 | 167,506 | 209,990 | 1,348,687 | 385,587 | 963,100 | 3.57 |
| Sevilla | 221,306 | 123,112 | 98,194 | 405,027 | 212,089 | 192,938 | 1.83 |
| Aragón | 187,127 | 158,416 | 28,711 | 374,608 | 324,135 | 50,473 | 2.00 |
| Huesca | 46,876 | 40,229 | 6,647 | 101,122 | 89,378 | 11,744 | 2.16 |
| Teruel | 31,191 | 28,192 | 2,998 | 58,024 | 53,004 | 5,021 | 1.86 |
| Zaragoza | 109,060 | 89,994 | 19,066 | 215,461 | 181,753 | 33,708 | 1.98 |
| Asturias (Principado de) | 126,886 | 114,110 | 12,776 | 250,062 | 227,641 | 22,421 | 1.97 |
| Balears (Illes) | 612,455 | 103,040 | 509,414 | 4,061,772 | 358,558 | 3,703,214 | 6.63 |
| Canarias | 569,140 | 189,803 | 379,337 | 3,773,349 | 756,765 | 3,016,584 | 6.63 |
| Palmas (Las) | 314,756 | 91,842 | 222,914 | 2,171,200 | 370,808 | 1,800,392 | 6.90 |
| Santa Cruz de Tenerife | 254,384 | 97,961 | 156,423 | 1,602,148 | 385,956 | 1,216,192 | 6.30 |
| Cantabria | 95,283 | 80,914 | 14,369 | 217,253 | 187,086 | 30,167 | 2.28 |
| Castilla y León | 406,169 | 338,617 | 67,552 | 696,377 | 593,111 | 103,266 | 1.71 |
| Ávila | 26,877 | 22,206 | 4,671 | 48,139 | 41,530 | 6,609 | 1.79 |
| Burgos | 64,722 | 48,496 | 16,226 | 105,070 | 83,765 | 21,304 | 1.62 |
| León | 65,058 | 57,075 | 7,983 | 112,027 | 99,359 | 12,668 | 1.72 |
| Palencia | 20,945 | 17,264 | 3,681 | 34,173 | 28,576 | 5,597 | 1.63 |
| Salamanca | 85,734 | 67,236 | 18,498 | 157,045 | 129,265 | 27,780 | 1.83 |
| Segovia | 38,842 | 33,346 | 5,496 | 68,101 | 58,762 | 9,338 | 1.75 |
| Soria | 25,268 | 23,986 | 1,281 | 42,805 | 40,543 | 2,263 | 1.69 |
| Valladolid | 57,161 | 49,568 | 7,593 | 96,706 | 82,367 | 14,339 | 1.69 |
| Zamora | 21,563 | 19,440 | 2,123 | 32,310 | 28,943 | 3,367 | 1.50 |
| Castilla-La Mancha | 196,518 | 164,746 | 31,772 | 354,180 | 297,848 | 56,331 | 1.80 |
| Albacete | 31,033 | 28,860 | 2,173 | 73,902 | 67,394 | 6,508 | 2.38 |
| Ciudad Real | 36,140 | 31,412 | 4,727 | 67,545 | 58,236 | 9,309 | 1.87 |
| Cuenca | 32,214 | 26,403 | 5,811 | 57,138 | 47,096 | 10,042 | 1.77 |
| Guadalajara | 26,800 | 23,947 | 2,854 | 44,978 | 39,718 | 5,261 | 1.68 |
| Toledo | 70,331 | 54,124 | 16,207 | 110,615 | 85,404 | 25,211 | 1.57 |
| Cataluña | 1,246,095 | 521,301 | 724,795 | 3,359,667 | 1,058,984 | 2,300,683 | 2.70 |
| Barcelona | 782,436 | 281,745 | 500,691 | 1,844,932 | 513,612 | 1,331,320 | 2.36 |
| Girona | 235,867 | 90,176 | 145,692 | 793,343 | 206,398 | 586,944 | 3.36 |
| Lleida | 60,282 | 51,749 | 8,533 | 105,992 | 92,354 | 13,638 | 1.76 |
| Tarragona | 167,510 | 97,631 | 69,879 | 615,400 | 246,620 | 368,780 | 3.67 |
| Comunitat Valenciana | 583,019 | 374,472 | 208,547 | 2,014,099 | 1,163,101 | 850,998 | 3.45 |
| Alicante | 276,763 | 157,542 | 119,221 | 1,259,016 | 620,293 | 638,723 | 4.55 |
| Castellón | 81,159 | 61,314 | 19,846 | 256,795 | 195,211 | 61,585 | 3.16 |
| Valencia | 225,096 | 155,616 | 69,480 | 498,288 | 347,598 | 150,690 | 2.21 |
| Extremadura | 114,359 | 98,176 | 16,183 | 212,223 | 184,468 | 27,755 | 1.86 |
| Badajoz | 58,042 | 48,802 | 9,240 | 106,974 | 92,063 | 14,911 | 1.84 |
| Cáceres | 56,317 | 49,374 | 6,943 | 105,249 | 92,405 | 12,844 | 1.87 |
| Galicia | 325,163 | 255,293 | 69,870 | 689,462 | 566,294 | 123,168 | 2.12 |
| Coruña (A) | 147,767 | 108,657 | 39,110 | 296,724 | 228,785 | 67,939 | 2.01 |
| Lugo | 44,857 | 36,310 | 8,547 | 72,935 | 60,429 | 12,506 | 1.63 |
| Ourense | 27,344 | 24,959 | 2,385 | 54,946 | 50,042 | 4,904 | 2.01 |
| Pontevedra | 105,195 | 85,367 | 19,828 | 264,858 | 227,038 | 37,820 | 2.52 |
| Madrid (Comunidad de) | 893,889 | 498,067 | 395,823 | 1,689,835 | 832,221 | 857,614 | 1.89 |
| Murcia (Región de) | 89,828 | 74,326 | 15,503 | 212,935 | 172,210 | 40,725 | 2.37 |
| Navarra (Comunidad Foral de) | 69,388 | 57,384 | 12,004 | 141,043 | 118,872 | 22,172 | 2.03 |
| País Vasco | 189,464 | 133,452 | 56,012 | 349,058 | 239,612 | 109,446 | 1.84 |
| Álava | 27,873 | 22,010 | 5,862 | 49,200 | 38,083 | 11,117 | 1.77 |
| Guipúzcoa | 76,091 | 51,978 | 24,113 | 151,120 | 100,424 | 50,695 | 1.99 |
| Vizcaya | 85,501 | 59,464 | 26,037 | 148,738 | 101,105 | 47,633 | 1.74 |
| Rioja (La) | 52,658 | 44,217 | 8,441 | 93,819 | 79,898 | 13,921 | 1.78 |
| Ceuta | 7,657 | 6,198 | 1,459 | 13,923 | 12,049 | 1,874 | 1.82 |
| Melilla | 4,307 | 3,405 | 903 | 12,109 | 10,393 | 1,716 | 2.81 |

5. Establishment, capacity, occupancy and employed personnel

Results by Autonomous Communities and provinces

| Provinces | Estimated open establishments | Estimated bedplaces | Level of occupancy | | | Employed personnel |
|-------------------------------------|-------------------------------|---------------------|--------------------|---------------------------|--------------|--------------------|
| | | | Per bedplaces | Per bedplaces at weekends | Per rooms | |
| TOTAL | 15,138 | 1,456,152 | 48.25 | 53.22 | 52.43 | 194,428 |
| Andalucía | 2,458 | 254,592 | 43.58 | 52.38 | 50.53 | 33,147 |
| Almería | 219 | 28,113 | 32.74 | 38.22 | 42.93 | 2,478 |
| Cádiz | 415 | 43,346 | 40.35 | 48.81 | 48.63 | 6,257 |
| Córdoba | 177 | 9,717 | 45.05 | 57.18 | 52.11 | 1,235 |
| Granada | 413 | 28,091 | 44.73 | 60.46 | 49.23 | 3,588 |
| Huelva | 156 | 22,590 | 36.87 | 51.82 | 44.05 | 2,426 |
| Jaén | 190 | 8,906 | 31.58 | 44.51 | 35.15 | 1,323 |
| Málaga | 571 | 88,024 | 49.12 | 54.57 | 55.12 | 12,067 |
| Sevilla | 317 | 25,805 | 50.15 | 58.90 | 57.12 | 3,771 |
| Aragón | 789 | 35,570 | 33.76 | 44.80 | 39.30 | 4,251 |
| Huesca | 302 | 11,976 | 27.16 | 35.47 | 31.48 | 1,231 |
| Teruel | 209 | 6,745 | 27.47 | 42.93 | 32.49 | 808 |
| Zaragoza | 278 | 16,848 | 40.96 | 52.17 | 47.02 | 2,212 |
| Asturias (Principado de) | 629 | 23,733 | 33.82 | 40.63 | 37.74 | 2,798 |
| Balears (Illes) | 930 | 246,378 | 52.68 | 52.01 | 52.08 | 29,714 |
| Canarias | 497 | 202,827 | 59.21 | 60.52 | 63.19 | 33,636 |
| Palmas (Las) | 233 | 113,919 | 60.52 | 62.05 | 65.08 | 18,379 |
| Santa Cruz de Tenerife | 265 | 88,907 | 57.53 | 58.56 | 60.80 | 15,257 |
| Cantabria | 352 | 16,810 | 41.48 | 49.59 | 45.27 | 2,370 |
| Castilla y León | 1,420 | 60,216 | 37.12 | 46.40 | 41.72 | 7,818 |
| Ávila | 108 | 4,984 | 30.95 | 40.20 | 33.63 | 628 |
| Burgos | 223 | 9,314 | 36.12 | 43.79 | 40.69 | 1,021 |
| León | 282 | 10,832 | 33.26 | 37.01 | 37.79 | 1,200 |
| Palencia | 106 | 3,701 | 29.67 | 41.68 | 36.28 | 411 |
| Salamanca | 221 | 10,864 | 46.33 | 59.18 | 50.06 | 1,564 |
| Segovia | 130 | 5,712 | 38.28 | 51.25 | 41.94 | 795 |
| Soria | 114 | 3,676 | 37.37 | 53.70 | 39.36 | 468 |
| Valladolid | 145 | 7,760 | 40.10 | 46.03 | 48.52 | 1,172 |
| Zamora | 91 | 3,374 | 30.80 | 41.69 | 35.27 | 558 |
| Castilla-La Mancha | 851 | 34,461 | 33.01 | 41.38 | 36.55 | 4,071 |
| Albacete | 153 | 6,741 | 35.28 | 40.14 | 39.84 | 828 |
| Ciudad Real | 193 | 7,444 | 29.14 | 38.12 | 35.34 | 826 |
| Cuenca | 163 | 5,557 | 33.06 | 37.05 | 35.70 | 676 |
| Guadalajara | 149 | 5,076 | 28.44 | 35.08 | 30.21 | 496 |
| Toledo | 193 | 9,643 | 36.80 | 50.57 | 39.05 | 1,244 |
| Cataluña | 1,973 | 214,969 | 49.84 | 56.23 | 54.64 | 26,302 |
| Barcelona | 917 | 105,583 | 55.83 | 62.78 | 63.80 | 14,977 |
| Girona | 528 | 53,925 | 46.77 | 49.69 | 46.41 | 5,853 |
| Lleida | 278 | 13,399 | 25.47 | 35.12 | 30.29 | 1,320 |
| Tarragona | 250 | 42,063 | 46.49 | 54.90 | 48.20 | 4,153 |
| Comunitat Valenciana | 1,009 | 124,887 | 51.45 | 53.74 | 52.79 | 15,613 |
| Alicante | 445 | 69,159 | 57.95 | 58.75 | 57.21 | 8,670 |
| Castellón | 181 | 18,354 | 44.69 | 49.13 | 46.95 | 2,131 |
| Valencia | 383 | 37,374 | 42.73 | 46.73 | 47.33 | 4,812 |
| Extremadura | 389 | 17,932 | 38.02 | 45.98 | 41.73 | 2,499 |
| Badajoz | 159 | 8,189 | 41.95 | 48.78 | 45.68 | 1,156 |
| Cáceres | 229 | 9,743 | 34.72 | 43.62 | 38.35 | 1,343 |
| Galicia | 1,540 | 63,896 | 34.66 | 38.80 | 39.80 | 7,438 |
| Coruña (A) | 627 | 25,212 | 37.79 | 39.85 | 44.05 | 2,818 |
| Lugo | 298 | 9,045 | 25.95 | 31.39 | 31.47 | 1,008 |
| Ourense | 195 | 6,501 | 27.08 | 33.51 | 33.06 | 738 |
| Pontevedra | 420 | 23,138 | 36.79 | 42.04 | 40.29 | 2,875 |
| Madrid (Comunidad de) | 1,221 | 99,706 | 54.38 | 61.84 | 65.79 | 15,080 |
| Murcia (Región de) | 188 | 17,024 | 40.10 | 45.69 | 43.52 | 2,621 |
| Navarra (Comunidad Foral de) | 277 | 11,080 | 40.91 | 46.84 | 48.73 | 1,601 |
| País Vasco | 449 | 24,254 | 46.17 | 58.40 | 56.09 | 4,229 |
| Álava | 76 | 3,990 | 39.57 | 47.23 | 48.03 | 589 |
| Guipúzcoa | 216 | 9,349 | 51.74 | 65.24 | 59.12 | 1,649 |
| Vizcaya | 157 | 10,916 | 43.81 | 56.62 | 56.44 | 1,991 |
| Rioja (La) | 138 | 6,100 | 49.29 | 65.10 | 55.91 | 916 |
| Ceuta | 16 | 873 | 51.45 | 45.75 | 52.73 | 181 |
| Melilla | 11 | 847 | 46.10 | 48.51 | 58.08 | 144 |

6. Percentage distribution of Spanish travellers in each province by Autonomous Community of origin

Results by provinces

(Continued)

| Provinces | Total | Andalucía | Aragón | Asturias (P. de) | Balears (Illes) | Canarias | Cantabria | Castilla y León | Castilla-La Mancha | Cataluña |
|-----------------|------------|--------------|-------------|---------------------|--------------------|-------------|-------------|--------------------|-----------------------|--------------|
| TOTAL | 100 | 17.80 | 2.65 | 2.62 | 1.91 | 2.94 | 1.58 | 5.45 | 3.42 | 15.61 |
| Álava | 100 | 7.10 | 3.34 | 3.00 | 0.99 | 1.36 | 1.88 | 8.01 | 2.14 | 12.49 |
| Albacete | 100 | 9.02 | 1.49 | 0.89 | 0.66 | 0.30 | 0.69 | 2.47 | 23.76 | 7.59 |
| Alicante | 100 | 6.47 | 1.43 | 0.94 | 0.71 | 0.83 | 1.01 | 4.42 | 5.94 | 8.75 |
| Almería | 100 | 51.92 | 0.99 | 0.62 | 0.50 | 0.33 | 0.32 | 1.41 | 2.86 | 4.55 |
| Asturias | 100 | 6.65 | 1.45 | 12.64 | 2.16 | 1.58 | 3.82 | 11.21 | 2.38 | 6.21 |
| Ávila | 100 | 13.74 | 1.35 | 3.21 | 0.84 | 3.23 | 1.28 | 10.51 | 5.52 | 5.12 |
| Badajoz | 100 | 25.11 | 1.74 | 1.68 | 0.51 | 0.83 | 1.11 | 5.37 | 4.68 | 5.40 |
| Balears (Illes) | 100 | 14.00 | 0.53 | 1.07 | 26.21 | 1.31 | 0.16 | 3.63 | 0.87 | 27.23 |
| Barcelona | 100 | 6.50 | 2.58 | 2.02 | 2.83 | 2.30 | 1.11 | 2.45 | 1.68 | 39.24 |
| Burgos | 100 | 5.51 | 2.97 | 3.60 | 1.00 | 0.64 | 2.56 | 15.28 | 3.30 | 9.81 |
| Cáceres | 100 | 20.13 | 1.65 | 1.73 | 0.43 | 1.20 | 1.28 | 7.21 | 4.81 | 4.96 |
| Cádiz | 100 | 62.23 | 0.79 | 1.13 | 0.85 | 0.86 | 0.69 | 2.48 | 2.14 | 3.89 |
| Cantabria | 100 | 6.68 | 3.69 | 5.99 | 1.99 | 0.81 | 9.76 | 9.42 | 3.22 | 9.19 |
| Castellón | 100 | 5.03 | 4.36 | 1.16 | 0.53 | 0.58 | 0.61 | 2.44 | 3.92 | 20.98 |
| Ciudad Real | 100 | 15.26 | 1.29 | 1.22 | 1.20 | 0.87 | 1.40 | 3.22 | 16.51 | 8.07 |
| Córdoba | 100 | 44.61 | 1.40 | 0.68 | 0.99 | 0.69 | 1.40 | 3.24 | 4.15 | 6.79 |
| Coruña (A) | 100 | 6.63 | 1.29 | 5.57 | 1.13 | 1.23 | 1.30 | 7.08 | 1.99 | 8.78 |
| Cuenca | 100 | 12.17 | 1.70 | 1.77 | 1.10 | 0.36 | 0.81 | 4.35 | 11.49 | 7.58 |
| Girona | 100 | 3.34 | 1.58 | 0.69 | 1.64 | 0.20 | 0.13 | 0.99 | 0.59 | 75.74 |
| Granada | 100 | 54.30 | 0.99 | 0.64 | 0.70 | 0.97 | 0.45 | 3.59 | 2.51 | 5.57 |
| Guadalajara | 100 | 5.85 | 2.17 | 1.10 | 0.62 | 0.75 | 0.96 | 4.73 | 22.25 | 11.70 |
| Guipúzcoa | 100 | 4.44 | 4.69 | 3.31 | 1.37 | 1.00 | 1.88 | 7.46 | 1.68 | 18.36 |
| Huelva | 100 | 68.03 | 1.02 | 0.86 | 1.12 | 1.40 | 0.27 | 2.12 | 1.22 | 2.89 |
| Huesca | 100 | 5.48 | 25.57 | 0.84 | 0.77 | 0.75 | 1.61 | 2.13 | 2.16 | 25.65 |
| Jaén | 100 | 54.02 | 1.84 | 0.55 | 0.23 | 0.68 | 0.28 | 1.80 | 4.54 | 5.15 |
| León | 100 | 3.48 | 1.41 | 9.79 | 0.80 | 0.73 | 2.96 | 22.94 | 1.92 | 7.85 |
| Lleida | 100 | 3.42 | 3.57 | 0.56 | 0.60 | 0.82 | 0.34 | 1.42 | 0.86 | 73.34 |
| Lugo | 100 | 3.13 | 1.13 | 8.74 | 0.31 | 0.67 | 2.61 | 6.17 | 1.43 | 5.79 |
| Madrid | 100 | 15.28 | 2.78 | 3.05 | 1.97 | 3.22 | 2.99 | 5.07 | 3.53 | 12.79 |
| Málaga | 100 | 62.32 | 1.16 | 0.59 | 0.89 | 1.04 | 0.39 | 2.37 | 2.69 | 4.34 |
| Murcia | 100 | 14.58 | 1.89 | 0.98 | 1.32 | 2.44 | 0.81 | 3.00 | 3.36 | 10.01 |
| Navarra | 100 | 6.09 | 4.89 | 1.89 | 0.71 | 1.70 | 1.48 | 3.87 | 2.44 | 16.11 |
| Ourense | 100 | 1.70 | 0.80 | 3.63 | 0.12 | 0.47 | 0.42 | 6.37 | 1.79 | 2.12 |
| Palencia | 100 | 3.16 | 1.61 | 3.46 | 0.24 | 0.25 | 5.62 | 21.84 | 2.98 | 8.61 |
| Palmas (Las) | 100 | 4.38 | 0.53 | 1.29 | 1.27 | 33.37 | 0.49 | 1.34 | 0.69 | 5.38 |
| Pontevedra | 100 | 7.90 | 1.08 | 6.98 | 1.93 | 1.54 | 1.54 | 14.10 | 2.79 | 7.29 |
| Rioja (La) | 100 | 5.56 | 4.83 | 3.75 | 1.15 | 1.56 | 3.59 | 6.07 | 2.80 | 15.17 |
| Salamanca | 100 | 10.72 | 1.65 | 5.04 | 0.91 | 0.92 | 2.77 | 15.38 | 3.70 | 4.75 |
| S. C. Tenerife | 100 | 4.74 | 0.49 | 1.28 | 0.95 | 32.27 | 0.42 | 2.55 | 1.07 | 3.61 |
| Segovia | 100 | 9.71 | 2.11 | 4.84 | 0.47 | 1.01 | 1.30 | 10.42 | 4.26 | 8.31 |
| Sevilla | 100 | 41.33 | 1.21 | 1.27 | 0.92 | 1.87 | 0.67 | 3.05 | 2.35 | 9.31 |
| Soria | 100 | 3.97 | 4.86 | 1.68 | 0.97 | 0.18 | 2.27 | 19.51 | 4.97 | 9.56 |
| Tarragona | 100 | 2.85 | 7.26 | 0.41 | 0.73 | 1.29 | 1.06 | 1.87 | 0.88 | 59.56 |
| Teruel | 100 | 5.04 | 15.29 | 0.89 | 0.69 | 0.52 | 0.54 | 1.83 | 2.91 | 21.29 |
| Toledo | 100 | 13.81 | 2.38 | 2.19 | 0.85 | 0.70 | 1.03 | 7.77 | 15.09 | 5.78 |
| Valencia | 100 | 8.80 | 2.15 | 1.32 | 1.69 | 1.19 | 0.72 | 3.57 | 4.82 | 14.57 |
| Valladolid | 100 | 6.17 | 1.90 | 4.47 | 1.16 | 1.85 | 2.48 | 22.50 | 2.79 | 6.42 |
| Vizcaya | 100 | 4.82 | 2.11 | 4.01 | 1.23 | 1.15 | 1.92 | 5.52 | 2.21 | 13.84 |
| Zamora | 100 | 8.32 | 1.92 | 7.02 | 0.64 | 0.91 | 2.87 | 13.13 | 4.64 | 6.04 |
| Zaragoza | 100 | 8.92 | 12.12 | 1.71 | 0.61 | 0.92 | 1.40 | 5.60 | 4.80 | 21.55 |
| Ceuta | 100 | 53.68 | 0.40 | 1.00 | 0.45 | 1.44 | 0.07 | 0.89 | 1.67 | 0.62 |
| Melilla | 100 | 63.05 | 1.23 | 0.89 | 0.95 | 0.51 | - | 0.84 | 0.46 | 5.50 |

6. Percentage distribution of Spanish travellers in each province by Autonomous Community of origin

Results by provinces

(Conclusion)

| Provinces | Comunitat Valenciana | Extremadura | Galicia | Madrid (C. de) | Murcia (Región de) | Navarra (C. Foral de) | País Vasco | Rioja (La) | Ceuta y Melilla |
|-----------------|----------------------|-------------|-------------|----------------|--------------------|-----------------------|-------------|-------------|-----------------|
| TOTAL | 9.05 | 1.81 | 5.32 | 19.90 | 2.44 | 1.33 | 4.99 | 0.74 | 0.44 |
| Álava | 5.56 | 0.90 | 5.08 | 19.76 | 0.52 | 2.51 | 23.99 | 1.07 | 0.31 |
| Albacete | 21.05 | 0.79 | 1.38 | 19.67 | 7.74 | 0.74 | 1.34 | 0.34 | 0.08 |
| Alicante | 35.27 | 0.98 | 1.65 | 20.82 | 3.99 | 1.48 | 4.30 | 0.77 | 0.25 |
| Almería | 10.32 | 0.50 | 0.46 | 11.79 | 10.49 | 1.10 | 1.10 | 0.14 | 0.59 |
| Asturias | 3.78 | 1.60 | 11.80 | 21.25 | 1.25 | 2.21 | 9.13 | 0.84 | 0.06 |
| Ávila | 5.67 | 2.30 | 5.06 | 35.14 | 1.37 | 0.55 | 3.55 | 0.87 | 0.70 |
| Badajoz | 5.01 | 15.73 | 4.54 | 22.97 | 1.32 | 0.77 | 2.71 | 0.39 | 0.14 |
| Balears (Illes) | 3.68 | 0.18 | 1.28 | 17.95 | 0.44 | 0.18 | 1.02 | 0.19 | 0.08 |
| Barcelona | 7.98 | 0.88 | 2.36 | 18.62 | 1.45 | 1.33 | 5.32 | 0.67 | 0.67 |
| Burgos | 5.59 | 2.22 | 4.88 | 27.67 | 1.50 | 2.71 | 10.01 | 0.65 | 0.09 |
| Cáceres | 6.54 | 13.24 | 3.36 | 26.98 | 0.75 | 1.34 | 3.59 | 0.41 | 0.38 |
| Cádiz | 3.77 | 2.09 | 1.92 | 11.76 | 1.24 | 0.53 | 2.25 | 0.13 | 1.25 |
| Cantabria | 5.78 | 1.16 | 5.84 | 20.66 | 1.21 | 1.95 | 11.53 | 1.08 | 0.05 |
| Castellón | 33.85 | 0.85 | 1.10 | 18.84 | 1.46 | 0.86 | 3.10 | 0.31 | 0.03 |
| Ciudad Real | 11.38 | 2.49 | 1.87 | 26.70 | 3.74 | 0.49 | 3.47 | 0.55 | 0.26 |
| Córdoba | 6.53 | 2.62 | 1.14 | 20.28 | 1.88 | 1.21 | 1.70 | 0.21 | 0.48 |
| Coruña (A) | 4.09 | 1.25 | 35.29 | 17.27 | 1.73 | 0.64 | 3.35 | 1.30 | 0.07 |
| Cuenca | 21.37 | 2.33 | 2.00 | 25.32 | 3.43 | 0.59 | 2.24 | 0.21 | 1.21 |
| Girona | 3.06 | 0.48 | 1.82 | 6.79 | 0.30 | 1.15 | 0.84 | 0.63 | 0.01 |
| Granada | 7.29 | 1.00 | 1.31 | 14.34 | 3.97 | 0.32 | 1.13 | 0.21 | 0.72 |
| Guadalajara | 8.06 | 1.28 | 2.22 | 31.34 | 1.16 | 0.72 | 4.16 | 0.44 | 0.49 |
| Guipúzcoa | 4.75 | 1.58 | 3.27 | 18.99 | 1.11 | 3.62 | 21.14 | 1.29 | 0.04 |
| Huelva | 3.65 | 3.75 | 2.25 | 7.88 | 1.28 | 0.38 | 1.37 | 0.06 | 0.44 |
| Huesca | 9.98 | 0.98 | 1.12 | 13.15 | 0.59 | 2.39 | 5.61 | 1.21 | - |
| Jaén | 7.70 | 1.67 | 1.10 | 13.75 | 3.77 | 0.25 | 2.06 | 0.33 | 0.29 |
| León | 2.73 | 1.11 | 14.49 | 20.49 | 0.59 | 1.73 | 6.01 | 0.75 | 0.23 |
| Lleida | 4.35 | 0.32 | 1.38 | 4.56 | 0.44 | 1.27 | 1.85 | 0.58 | 0.33 |
| Lugo | 2.14 | 0.47 | 47.87 | 13.37 | 0.59 | 1.14 | 3.34 | 1.00 | 0.09 |
| Madrid | 9.45 | 2.82 | 4.43 | 20.35 | 3.11 | 1.60 | 5.50 | 1.48 | 0.59 |
| Málaga | 2.76 | 1.60 | 1.00 | 12.65 | 2.78 | 0.28 | 1.44 | 0.12 | 1.57 |
| Murcia | 17.11 | 0.59 | 1.32 | 17.40 | 22.84 | 0.34 | 1.64 | 0.23 | 0.14 |
| Navarra | 7.61 | 0.92 | 2.89 | 23.08 | 0.90 | 9.87 | 14.53 | 0.95 | 0.09 |
| Ourense | 1.46 | 0.70 | 64.31 | 11.81 | 0.66 | 0.52 | 2.57 | 0.48 | 0.07 |
| Palencia | 5.66 | 1.46 | 6.59 | 24.07 | 2.28 | 1.74 | 8.64 | 1.76 | 0.04 |
| Palmas (Las) | 1.25 | 0.16 | 1.95 | 44.16 | 0.43 | 0.34 | 2.69 | 0.10 | 0.16 |
| Pontevedra | 3.82 | 3.08 | 25.17 | 15.16 | 1.30 | 0.58 | 5.13 | 0.55 | 0.05 |
| Rioja (La) | 8.33 | 0.39 | 3.56 | 21.32 | 1.98 | 2.61 | 14.15 | 3.04 | 0.15 |
| Salamanca | 6.13 | 3.76 | 5.70 | 27.98 | 1.12 | 1.50 | 7.09 | 0.74 | 0.12 |
| S. C. Tenerife | 0.70 | 0.26 | 1.83 | 46.30 | 0.14 | 0.30 | 3.00 | 0.06 | 0.03 |
| Segovia | 8.19 | 1.00 | 4.13 | 33.33 | 2.08 | 0.87 | 6.97 | 0.78 | 0.24 |
| Sevilla | 5.09 | 2.84 | 1.98 | 22.67 | 1.85 | 0.63 | 1.99 | 0.30 | 0.67 |
| Soria | 5.79 | 0.71 | 4.05 | 28.83 | 0.60 | 4.10 | 7.12 | 0.78 | 0.04 |
| Tarragona | 9.14 | 0.21 | 0.79 | 6.22 | 0.75 | 2.21 | 3.76 | 0.90 | 0.13 |
| Teruel | 30.24 | 0.67 | 1.01 | 12.86 | 1.41 | 0.85 | 3.00 | 0.91 | 0.06 |
| Toledo | 10.11 | 2.75 | 2.86 | 22.28 | 2.68 | 1.11 | 7.11 | 0.96 | 0.53 |
| Valencia | 27.22 | 0.93 | 2.38 | 22.52 | 3.14 | 0.95 | 2.72 | 0.52 | 0.78 |
| Valladolid | 5.43 | 1.63 | 7.89 | 25.51 | 1.18 | 1.23 | 6.37 | 0.86 | 0.15 |
| Vizcaya | 4.00 | 0.79 | 3.94 | 22.17 | 2.12 | 2.95 | 24.91 | 2.28 | 0.03 |
| Zamora | 5.25 | 1.87 | 12.98 | 23.12 | 2.74 | 0.59 | 7.51 | 0.39 | 0.07 |
| Zaragoza | 8.12 | 1.32 | 2.83 | 20.25 | 0.93 | 1.88 | 5.69 | 1.23 | 0.13 |
| Ceuta | 1.19 | 1.14 | 0.67 | 21.74 | 2.80 | 0.20 | 1.27 | 0.30 | 10.48 |
| Melilla | 3.53 | 0.31 | 1.30 | 10.73 | 1.84 | 0.52 | - | - | 8.36 |

7. Percentage distribution of overnight stays in each province by Autonomous Community of origin

Results by provinces

(Continued)

| Provinces | Total | Andalucía | Aragón | Asturias (P. de) | Balears (Illes) | Canarias | Cantabria | Castilla y León | Castilla-La Mancha | Cataluña |
|-----------------|------------|--------------|-------------|---------------------|--------------------|-------------|-------------|--------------------|-----------------------|--------------|
| TOTAL | 100 | 16.70 | 2.64 | 2.59 | 1.93 | 3.39 | 1.48 | 5.65 | 3.62 | 14.85 |
| Álava | 100 | 7.46 | 2.86 | 3.25 | 0.75 | 1.53 | 1.83 | 10.78 | 2.38 | 12.68 |
| Albacete | 100 | 8.74 | 1.50 | 0.59 | 0.56 | 0.21 | 0.56 | 2.25 | 29.51 | 6.96 |
| Alicante | 100 | 6.07 | 2.46 | 3.29 | 0.34 | 0.82 | 1.93 | 8.01 | 5.69 | 6.05 |
| Almería | 100 | 47.47 | 0.89 | 0.87 | 0.54 | 0.41 | 0.26 | 1.69 | 4.43 | 4.09 |
| Asturias | 100 | 8.72 | 1.45 | 10.29 | 2.07 | 1.93 | 3.11 | 10.08 | 2.45 | 6.93 |
| Ávila | 100 | 14.14 | 1.53 | 2.84 | 0.65 | 2.72 | 0.89 | 11.47 | 4.86 | 7.31 |
| Badajoz | 100 | 25.29 | 2.51 | 1.60 | 0.48 | 0.70 | 1.17 | 4.17 | 5.22 | 4.83 |
| Balears (Illes) | 100 | 21.22 | 0.33 | 1.11 | 18.07 | 1.76 | 0.30 | 2.95 | 0.50 | 30.47 |
| Barcelona | 100 | 7.57 | 2.19 | 2.11 | 2.64 | 2.28 | 1.11 | 2.60 | 1.74 | 38.84 |
| Burgos | 100 | 5.88 | 2.54 | 3.50 | 0.72 | 0.67 | 2.20 | 17.82 | 3.30 | 8.31 |
| Cáceres | 100 | 17.51 | 2.08 | 1.50 | 0.43 | 0.85 | 1.08 | 6.04 | 4.27 | 5.52 |
| Cádiz | 100 | 55.83 | 0.68 | 1.88 | 0.87 | 0.86 | 0.68 | 2.82 | 2.63 | 4.70 |
| Cantabria | 100 | 8.56 | 3.73 | 5.39 | 3.05 | 1.06 | 7.74 | 8.79 | 4.25 | 10.95 |
| Castellón | 100 | 4.70 | 4.83 | 1.35 | 0.67 | 0.76 | 0.96 | 3.30 | 4.45 | 14.40 |
| Ciudad Real | 100 | 15.80 | 1.15 | 0.85 | 1.22 | 0.86 | 1.23 | 2.36 | 17.54 | 7.95 |
| Córdoba | 100 | 42.32 | 1.53 | 0.78 | 1.02 | 0.71 | 1.00 | 3.27 | 4.08 | 7.46 |
| Coruña (A) | 100 | 7.42 | 1.49 | 4.60 | 1.28 | 1.58 | 1.45 | 6.20 | 2.62 | 7.88 |
| Cuenca | 100 | 16.05 | 1.92 | 1.46 | 0.94 | 0.30 | 0.54 | 3.79 | 11.41 | 8.77 |
| Girona | 100 | 6.00 | 1.70 | 0.53 | 2.40 | 0.51 | 1.68 | 0.99 | 0.60 | 64.84 |
| Granada | 100 | 49.64 | 0.92 | 0.84 | 0.78 | 1.41 | 0.34 | 4.86 | 3.95 | 5.48 |
| Guadalajara | 100 | 5.68 | 2.42 | 1.14 | 0.83 | 0.80 | 1.01 | 6.18 | 24.48 | 9.72 |
| Guipúzcoa | 100 | 4.93 | 4.70 | 3.99 | 1.30 | 1.42 | 1.86 | 6.70 | 1.93 | 20.11 |
| Huelva | 100 | 57.25 | 1.44 | 1.84 | 1.52 | 1.51 | 0.42 | 3.73 | 2.22 | 3.65 |
| Huesca | 100 | 4.91 | 26.29 | 0.94 | 0.99 | 0.63 | 1.23 | 2.29 | 2.49 | 25.17 |
| Jaén | 100 | 50.80 | 1.59 | 0.54 | 0.30 | 1.68 | 0.23 | 1.70 | 4.22 | 8.39 |
| León | 100 | 4.51 | 1.13 | 10.22 | 0.63 | 0.91 | 2.57 | 26.05 | 1.69 | 6.92 |
| Lleida | 100 | 3.08 | 3.00 | 0.42 | 0.42 | 1.35 | 0.31 | 1.25 | 0.67 | 75.22 |
| Lugo | 100 | 2.93 | 0.91 | 8.74 | 0.31 | 0.60 | 2.78 | 6.09 | 1.61 | 4.72 |
| Madrid | 100 | 15.79 | 2.65 | 3.20 | 2.00 | 3.86 | 2.83 | 5.18 | 3.82 | 13.20 |
| Málaga | 100 | 55.38 | 1.79 | 0.65 | 0.90 | 1.30 | 0.63 | 4.35 | 4.23 | 3.90 |
| Murcia | 100 | 13.67 | 2.23 | 0.93 | 1.11 | 3.59 | 0.99 | 4.31 | 3.33 | 11.99 |
| Navarra | 100 | 6.73 | 5.42 | 1.43 | 0.68 | 1.73 | 1.60 | 3.15 | 3.52 | 15.46 |
| Ourense | 100 | 1.54 | 0.79 | 3.79 | 0.14 | 0.48 | 0.38 | 7.52 | 2.04 | 2.16 |
| Palencia | 100 | 3.32 | 1.61 | 3.38 | 0.32 | 0.16 | 4.48 | 25.85 | 3.76 | 7.88 |
| Palmas (Las) | 100 | 4.09 | 0.65 | 1.97 | 1.33 | 23.38 | 0.99 | 1.52 | 0.99 | 6.29 |
| Pontevedra | 100 | 8.24 | 1.23 | 6.45 | 2.01 | 1.79 | 1.55 | 11.53 | 2.77 | 6.14 |
| Rioja (La) | 100 | 5.41 | 4.34 | 3.44 | 1.64 | 1.42 | 3.51 | 7.38 | 2.70 | 13.85 |
| Salamanca | 100 | 8.64 | 1.27 | 5.57 | 0.72 | 0.94 | 2.15 | 22.34 | 4.72 | 3.82 |
| S. C. Tenerife | 100 | 4.48 | 0.58 | 1.57 | 1.22 | 21.61 | 0.68 | 3.09 | 1.12 | 3.94 |
| Segovia | 100 | 9.56 | 2.34 | 3.60 | 0.53 | 1.10 | 1.25 | 10.63 | 4.38 | 10.01 |
| Sevilla | 100 | 36.88 | 1.24 | 1.37 | 0.88 | 1.96 | 0.68 | 3.50 | 2.62 | 10.08 |
| Soria | 100 | 3.31 | 5.82 | 1.47 | 0.98 | 0.17 | 2.14 | 21.13 | 4.71 | 9.88 |
| Tarragona | 100 | 2.86 | 6.94 | 0.40 | 0.52 | 1.97 | 1.14 | 2.72 | 0.82 | 57.00 |
| Teruel | 100 | 5.53 | 15.55 | 3.00 | 0.64 | 0.41 | 0.42 | 1.47 | 2.79 | 19.97 |
| Toledo | 100 | 14.00 | 4.68 | 1.92 | 0.70 | 0.85 | 1.16 | 7.37 | 13.30 | 6.45 |
| Valencia | 100 | 9.12 | 1.86 | 1.64 | 1.45 | 1.20 | 0.61 | 4.33 | 5.06 | 12.77 |
| Valladolid | 100 | 6.46 | 1.80 | 4.30 | 1.30 | 2.44 | 2.18 | 22.20 | 3.12 | 5.99 |
| Vizcaya | 100 | 5.65 | 2.11 | 4.21 | 1.40 | 1.36 | 1.81 | 5.37 | 2.28 | 14.59 |
| Zamora | 100 | 7.29 | 1.53 | 5.98 | 1.33 | 0.82 | 2.35 | 13.22 | 4.80 | 7.01 |
| Zaragoza | 100 | 8.72 | 13.38 | 1.66 | 0.63 | 1.04 | 1.39 | 5.28 | 4.67 | 20.20 |
| Ceuta | 100 | 54.54 | 0.45 | 1.54 | 0.76 | 1.03 | 0.08 | 0.79 | 2.66 | 0.57 |
| Melilla | 100 | 67.69 | 0.59 | 1.32 | 0.62 | 0.89 | - | 0.39 | 0.50 | 3.48 |

7. Percentage distribution of overnight stays in each province by Autonomous Community of origin

Results by provinces

(Conclusion)

| Provinces | Comunitat Valenciana | Extremadura | Galicia | Madrid (C. de) | Murcia (Región de) | Navarra (C. Foral de) | País Vasco | Rioja (La) | Ceuta y Melilla |
|-----------------|----------------------|-------------|-------------|----------------|--------------------|------------------------|-------------|-------------|-----------------|
| TOTAL | 9.31 | 1.69 | 5.22 | 21.14 | 2.13 | 1.44 | 5.09 | 0.74 | 0.39 |
| Álava | 5.67 | 0.80 | 5.38 | 19.85 | 0.61 | 2.47 | 20.26 | 1.22 | 0.23 |
| Albacete | 18.31 | 0.67 | 1.44 | 20.41 | 6.50 | 0.57 | 0.99 | 0.17 | 0.07 |
| Alicante | 22.85 | 1.19 | 1.85 | 22.80 | 2.52 | 3.32 | 9.17 | 1.43 | 0.22 |
| Almería | 13.06 | 0.63 | 0.53 | 13.32 | 8.12 | 1.82 | 1.20 | 0.26 | 0.40 |
| Asturias | 4.87 | 1.92 | 11.02 | 22.45 | 1.51 | 2.43 | 8.08 | 0.65 | 0.03 |
| Ávila | 4.96 | 3.27 | 4.81 | 33.77 | 1.14 | 0.43 | 3.86 | 0.76 | 0.59 |
| Badajoz | 5.33 | 16.13 | 7.50 | 18.88 | 2.10 | 0.93 | 2.46 | 0.61 | 0.09 |
| Balears (Illes) | 4.07 | 0.25 | 1.55 | 15.78 | 0.25 | 0.13 | 1.04 | 0.15 | 0.06 |
| Barcelona | 7.80 | 0.92 | 2.99 | 18.42 | 1.37 | 1.14 | 5.07 | 0.64 | 0.56 |
| Burgos | 8.25 | 1.51 | 5.08 | 26.64 | 1.28 | 2.21 | 9.44 | 0.59 | 0.08 |
| Cáceres | 6.94 | 13.32 | 3.51 | 30.07 | 0.55 | 2.00 | 3.67 | 0.37 | 0.28 |
| Cádiz | 5.09 | 2.05 | 1.84 | 13.37 | 1.04 | 0.51 | 3.37 | 0.15 | 1.63 |
| Cantabria | 7.44 | 1.11 | 5.54 | 19.51 | 1.95 | 1.30 | 8.49 | 1.01 | 0.12 |
| Castellón | 32.84 | 0.98 | 0.70 | 22.72 | 0.88 | 1.15 | 4.80 | 0.46 | 0.06 |
| Ciudad Real | 11.67 | 2.66 | 2.35 | 25.24 | 4.12 | 0.48 | 3.31 | 0.61 | 0.62 |
| Córdoba | 7.91 | 2.32 | 1.14 | 20.55 | 1.94 | 1.33 | 1.91 | 0.19 | 0.55 |
| Coruña (A) | 4.06 | 1.43 | 37.75 | 15.06 | 2.14 | 0.53 | 3.29 | 1.14 | 0.06 |
| Cuenca | 20.19 | 1.70 | 1.76 | 23.74 | 3.17 | 0.60 | 2.02 | 0.13 | 1.51 |
| Girona | 5.20 | 0.65 | 2.23 | 10.02 | 0.23 | 0.82 | 0.84 | 0.76 | 0.01 |
| Granada | 8.19 | 0.77 | 1.86 | 14.55 | 3.23 | 0.50 | 1.66 | 0.19 | 0.82 |
| Guadalajara | 8.25 | 1.97 | 2.12 | 30.30 | 1.03 | 0.67 | 2.71 | 0.40 | 0.29 |
| Guipúzcoa | 4.77 | 1.59 | 3.32 | 18.69 | 0.90 | 2.83 | 19.40 | 1.52 | 0.05 |
| Huelva | 4.48 | 3.96 | 2.20 | 8.78 | 1.54 | 0.57 | 2.48 | 2.12 | 0.29 |
| Huesca | 12.11 | 0.73 | 1.15 | 12.80 | 0.66 | 1.94 | 4.71 | 0.95 | - |
| Jaén | 8.90 | 1.25 | 0.91 | 13.04 | 4.09 | 0.19 | 1.75 | 0.21 | 0.21 |
| León | 2.68 | 1.13 | 14.14 | 18.90 | 0.54 | 1.52 | 5.66 | 0.65 | 0.15 |
| Lleida | 4.00 | 0.31 | 1.24 | 4.62 | 0.38 | 1.02 | 2.00 | 0.43 | 0.29 |
| Lugo | 2.53 | 0.49 | 47.08 | 16.18 | 0.46 | 0.93 | 2.89 | 0.70 | 0.06 |
| Madrid | 9.55 | 2.89 | 5.12 | 18.20 | 2.76 | 1.55 | 5.42 | 1.42 | 0.56 |
| Málaga | 3.21 | 1.40 | 1.13 | 13.02 | 3.33 | 0.34 | 3.16 | 0.10 | 1.18 |
| Murcia | 15.97 | 0.72 | 1.31 | 20.63 | 16.22 | 0.39 | 2.17 | 0.26 | 0.18 |
| Navarra | 7.29 | 0.73 | 3.13 | 20.63 | 0.85 | 13.39 | 13.27 | 0.95 | 0.04 |
| Ourense | 1.39 | 0.52 | 60.67 | 14.89 | 0.63 | 0.50 | 2.14 | 0.35 | 0.05 |
| Palencia | 4.45 | 1.41 | 6.01 | 25.27 | 1.61 | 1.68 | 7.55 | 1.20 | 0.05 |
| Palmas (Las) | 1.29 | 0.23 | 3.08 | 49.19 | 0.32 | 0.37 | 4.04 | 0.13 | 0.13 |
| Pontevedra | 4.45 | 4.60 | 23.28 | 15.27 | 1.91 | 1.79 | 6.53 | 0.42 | 0.06 |
| Rioja (La) | 8.93 | 0.40 | 3.66 | 21.78 | 1.59 | 2.01 | 14.35 | 3.43 | 0.15 |
| Salamanca | 7.15 | 3.63 | 4.92 | 25.04 | 0.96 | 1.37 | 6.15 | 0.51 | 0.09 |
| S. C. Tenerife | 0.62 | 0.38 | 2.74 | 52.94 | 0.14 | 0.44 | 4.27 | 0.16 | 0.04 |
| Segovia | 10.01 | 0.92 | 3.01 | 31.89 | 2.88 | 0.79 | 6.29 | 0.63 | 0.19 |
| Sevilla | 6.28 | 2.63 | 2.14 | 23.65 | 2.14 | 0.69 | 2.35 | 0.27 | 0.63 |
| Soria | 6.82 | 1.34 | 4.37 | 26.00 | 0.67 | 3.28 | 7.04 | 0.84 | 0.05 |
| Tarragona | 8.01 | 0.19 | 1.38 | 6.18 | 0.73 | 2.89 | 4.97 | 1.18 | 0.12 |
| Teruel | 30.27 | 0.89 | 0.97 | 12.23 | 1.63 | 0.63 | 3.03 | 0.54 | 0.03 |
| Toledo | 10.94 | 2.47 | 3.35 | 20.62 | 2.59 | 1.13 | 7.04 | 0.96 | 0.45 |
| Valencia | 28.81 | 0.77 | 2.32 | 21.94 | 2.48 | 0.95 | 2.98 | 0.63 | 1.06 |
| Valladolid | 6.09 | 1.72 | 7.31 | 25.85 | 0.99 | 1.34 | 5.84 | 0.91 | 0.15 |
| Vizcaya | 4.71 | 0.92 | 4.85 | 23.07 | 2.19 | 2.47 | 20.97 | 2.00 | 0.04 |
| Zamora | 4.75 | 1.66 | 12.60 | 21.75 | 4.05 | 0.47 | 9.99 | 0.35 | 0.05 |
| Zaragoza | 7.60 | 1.48 | 3.13 | 21.68 | 1.09 | 1.47 | 5.24 | 1.13 | 0.21 |
| Ceuta | 0.72 | 2.53 | 0.49 | 20.21 | 1.42 | 0.18 | 0.98 | 0.15 | 10.90 |
| Melilla | 1.99 | 0.09 | 1.98 | 13.41 | 1.18 | 0.94 | - | - | 4.94 |

8. Travellers, overnight stays and average stay by country of residence

Results by countries

| Countries | Number of travellers | | Overnight stays | |
|---|----------------------|---------------|-------------------|---------------|
| | Total | % | Total | % |
| TOTAL | 7,060,755 | 100.00 | 21,982,122 | 100.00 |
| Residents in Spain | 3,975,392 | 56.30 | 8,791,205 | 39.99 |
| Residents abroad | 3,085,364 | 43.70 | 13,190,917 | 60.01 |
| Total Residents in Spain | 3,085,364 | 100.00 | 13,190,917 | 100.00 |
| Total Residents in U.E. (without Spain) | 2,339,156 | 75.81 | 11,275,348 | 85.48 |
| - Germany | 637,563 | 20.66 | 4,075,713 | 30.90 |
| - Austria | 25,218 | 0.82 | 100,019 | 0.76 |
| - Belgium | 69,601 | 2.26 | 345,521 | 2.62 |
| - Denmark | 40,249 | 1.30 | 171,942 | 1.30 |
| - Finland | 24,189 | 0.78 | 91,193 | 0.69 |
| - France | 323,072 | 10.47 | 851,443 | 6.45 |
| - Greece | 13,985 | 0.45 | 34,836 | 0.26 |
| - Ireland | 51,113 | 1.66 | 219,142 | 1.66 |
| - Italy | 148,349 | 4.81 | 378,202 | 2.87 |
| - Luxembourg | 4,620 | 0.15 | 22,836 | 0.17 |
| - Netherlands | 123,832 | 4.01 | 549,004 | 4.16 |
| - Poland | 22,305 | 0.72 | 84,332 | 0.64 |
| - Portugal | 93,473 | 3.03 | 196,502 | 1.49 |
| - United Kingdom | 640,898 | 20.77 | 3,709,065 | 28.12 |
| - Czech Republic | 10,370 | 0.34 | 35,162 | 0.27 |
| - Sweden | 61,510 | 1.99 | 273,312 | 2.07 |
| - Rest of UE* | 48,809 | 1.58 | 137,125 | 1.04 |
| Norway | 30,490 | 0.99 | 146,752 | 1.11 |
| Russia | 30,789 | 1.00 | 124,993 | 0.95 |
| Switzerland | 59,315 | 1.92 | 272,476 | 2.07 |
| Rest of Europe | 52,717 | 1.71 | 150,785 | 1.14 |
| Japan | 55,586 | 1.80 | 88,936 | 0.67 |
| United States of America | 160,621 | 5.21 | 341,871 | 2.59 |
| Rest of America | 186,288 | 6.04 | 413,908 | 3.14 |
| African's countries | 28,215 | 0.91 | 60,616 | 0.46 |
| Rest of the world | 142,188 | 4.61 | 315,232 | 2.39 |

*Countries included in the Rest of UE: Bulgaria, Cyprus, Slovakia, Slovenia, Estonia, Hungary, Latvia, Lithuania, Malta and Romania

Hotel Price Index (HPI). 2008 Base

October 2009

Provisional data

General Autonomous Communities and national indices

| | Index | Interannual variation rate |
|------------------------------|-------------|-------------------------------|
| TOTAL | 93.4 | -6.6 |
| Andalucía | 96.8 | -3.2 |
| Aragón | 89.7 | -10.3 |
| Asturias (Principado de) | 97.2 | -2.8 |
| Balears (Illes) | 93.9 | -6.1 |
| Canarias | 95.0 | -5.0 |
| Cantabria | 94.3 | -5.7 |
| Castilla y León | 97.3 | -2.7 |
| Castilla-La Mancha | 97.7 | -2.3 |
| Cataluña | 91.0 | -9.0 |
| Comunitat Valenciana | 91.0 | -9.0 |
| Extremadura | 97.3 | -2.7 |
| Galicia | 99.0 | -1.0 |
| Madrid (Comunidad de) | 88.3 | -11.7 |
| Murcia (Región de) | 88.2 | -11.8 |
| Navarra (Comunidad Foral de) | 96.5 | -3.5 |
| País Vasco | 95.5 | -4.5 |
| Rioja (La) | 97.3 | -2.7 |
| Ceuta | 91.7 | -8.3 |
| Melilla | 109.3 | 9.3 |

National General Index and breakdown by categories

| | Index | Interannual variation rate |
|------------------------------|-------------|-------------------------------|
| TOTAL | 93.4 | -6.6 |
| HOTELS: Gold stars | | |
| Five | 87.4 | -12.6 |
| Fourth | 93.5 | -6.5 |
| Three | 94.1 | -5.9 |
| Two | 98.7 | -1.3 |
| One | 95.8 | -4.2 |
| HOSTALS: Silver stars | | |
| Three and two | 97.7 | -2.3 |
| One | 94.8 | -5.2 |

HOTEL INCOME INDEX (HII). 2008 Base

October 2009

Provisional data

General Autonomous Communities and national indices

| | Index | Interannual variation rate |
|------------------------------|-------------|-------------------------------|
| TOTAL | 94.6 | -5.4 |
| Andalucía | 96.6 | -3.4 |
| Aragón | 92.9 | -7.1 |
| Asturias (Principado de) | 97.9 | -2.1 |
| Balears (Illes) | 93.8 | -6.2 |
| Canarias | 95.0 | -5.0 |
| Cantabria | 97.2 | -2.8 |
| Castilla y León | 98.1 | -1.9 |
| Castilla-La Mancha | 97.8 | -2.2 |
| Cataluña | 93.3 | -6.7 |
| Comunitat Valenciana | 94.3 | -5.7 |
| Extremadura | 98.4 | -1.6 |
| Galicia | 100.3 | 0.3 |
| Madrid (Comunidad de) | 88.6 | -11.4 |
| Murcia (Región de) | 90.6 | -9.4 |
| Navarra (Comunidad Foral de) | 95.8 | -4.2 |
| País Vasco | 94.0 | -6.0 |
| Rioja (La) | 100.2 | 0.2 |
| Ceuta | 95.3 | -4.7 |
| Melilla | 103.5 | 3.5 |

National general index and breakdown by categories

| | Index | Interannual variation rate |
|------------------------------|-------------|-------------------------------|
| TOTAL | 94.6 | -5.4 |
| HOTELS: Gold stars | | |
| Five | 88.9 | -11.1 |
| Fourth | 93.6 | -6.4 |
| Three | 94.6 | -5.4 |
| Two | 99.9 | -0.1 |
| One | 97.7 | -2.3 |
| HOSTALS: Silver stars | | |
| Three and two | 98.4 | -1.6 |
| One | 95.2 | -4.8 |