

20 September 2019

Conviction Statistics: Adults / Conviction Statistics: Minors
Year 2018

In 2018, 286,637 adults and 13,664 minors were convicted by final judgement.

The most frequent crimes among adults were those related to road safety (21.9% of the total), theft (17.3%) and injuries (16.6%)

A total of 2,754 people were convicted of sexual offences

Adults convicted by final judgement registered in the Central Register of Convicted Persons¹

During 2018, 286,637 convicted adults (18 years of age and over) were recorded in the registry according to the final sentences handed down and communicated to the Central Register of Convicted Persons, representing 0.5% more than the previous year.

79.3% of convicted persons were men and 20.7% were women. The number of men registered increased by 0.6%, while the number of women decreased by 0.3%.

Convicted adults by sex. Year 2018

Absolute values and variation rates

	Adults convicted	Annual variation (%)
TOTAL	286,637	0.5
Men	227,211	0.6
Women	59,426	-0.3

The rate of convicted persons per 1,000 inhabitants aged 18 years and over was 7.5, the same as in 2017. For men it was 12.2 and for women 3.0.

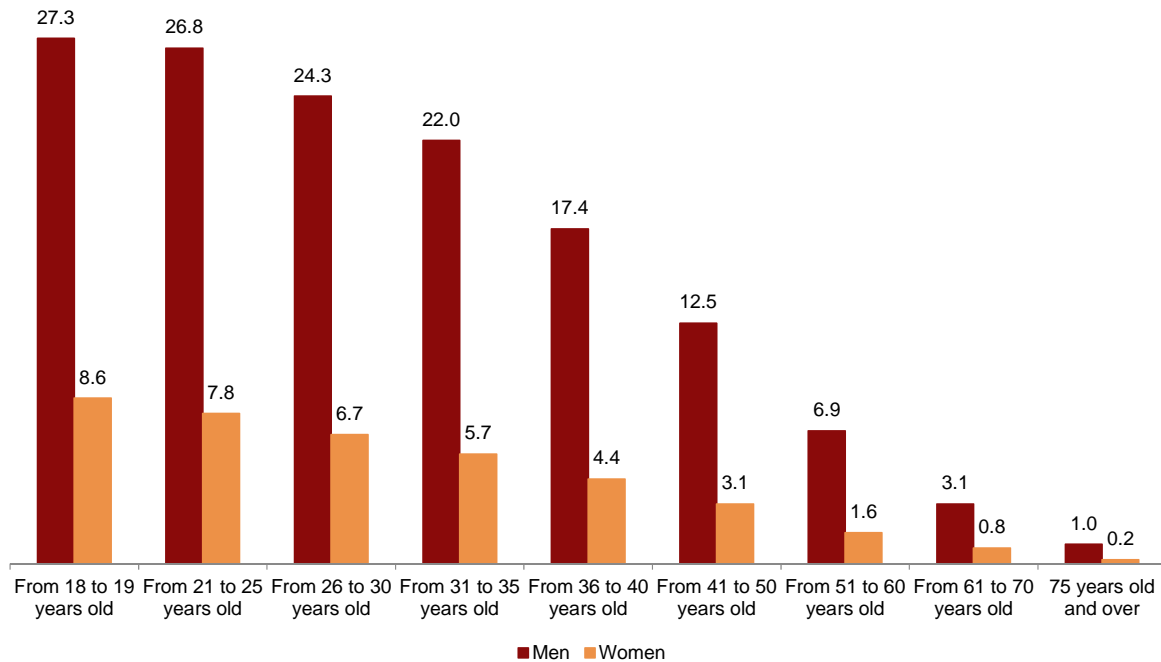
The average age of convicted persons was 37.1 years (37.2 years for men and 36.6 for women).

Analysing the rates per 1,000 inhabitants of convicted persons by sex and age, the most frequent group was 18 to 20 years old for both sexes (27.3 in the case of men and 8.6 in the case of women).

¹ The Central Register of Convicted Persons contains information on final convictions handed down by criminal courts and tribunals of criminal jurisdiction.

Convicted persons by sex and age group. Year 2018

Rates per 1,000 persons aged 18 and over



Most of the convicted persons in 2018 had Spanish nationality (76.3% as compared with 77.3% the previous year). Nevertheless, considering the rate of convicted persons per 1,000 inhabitants aged 18 years and over, the rate of foreign convicted persons (17.7) was nearly three times higher than that of those of Spanish nationality (6.3).

Among foreign nationals, European Community countries represented the highest percentage of convicted persons (32.7% of the total).

Out of the total convicted persons, 76.9% were convicted for a single crime and 23.1% for more than one.

Sentences imposed

In 2018, 753,803 final sentences were imposed and recorded in the Register, 2.6% more than in 2017. 46.0% of the penalties, both principal and accessory, were *restricting other rights*. 34.3% were of *fine* and 19.6% were *custodial sentences*.

Among *penalties restricting other rights*, the most frequent was *special disqualification for employment* (15.1% of the total). Among *custodial sentences*, *imprisonment* was the most common (18.9%).

By sex of the offender, *penalties restricting other rights* represented 48.9% of the total for men and 30.1% for women. 20.1% of the total sentences imposed on men were *custodial sentences* (19.4% were *imprisonment*). On women, 16.9% were *custodial sentences* (16.3% were *imprisonment*).

By nationality of the offender, *custodial sentences* were more frequent among foreign convicts (20.7% of the total, as compared with 19.3% of Spaniards). In particular, *imprisonment* accounted for 20.3% of the total for foreigners and 18.5% for Spaniards.

142,699 *imprisonment sentences* were imposed, 1.9% less than in the previous year. 93.3% with a duration of zero to two years, 5.6% with a duration between two and five years and 1.1% with a duration of more than five years.

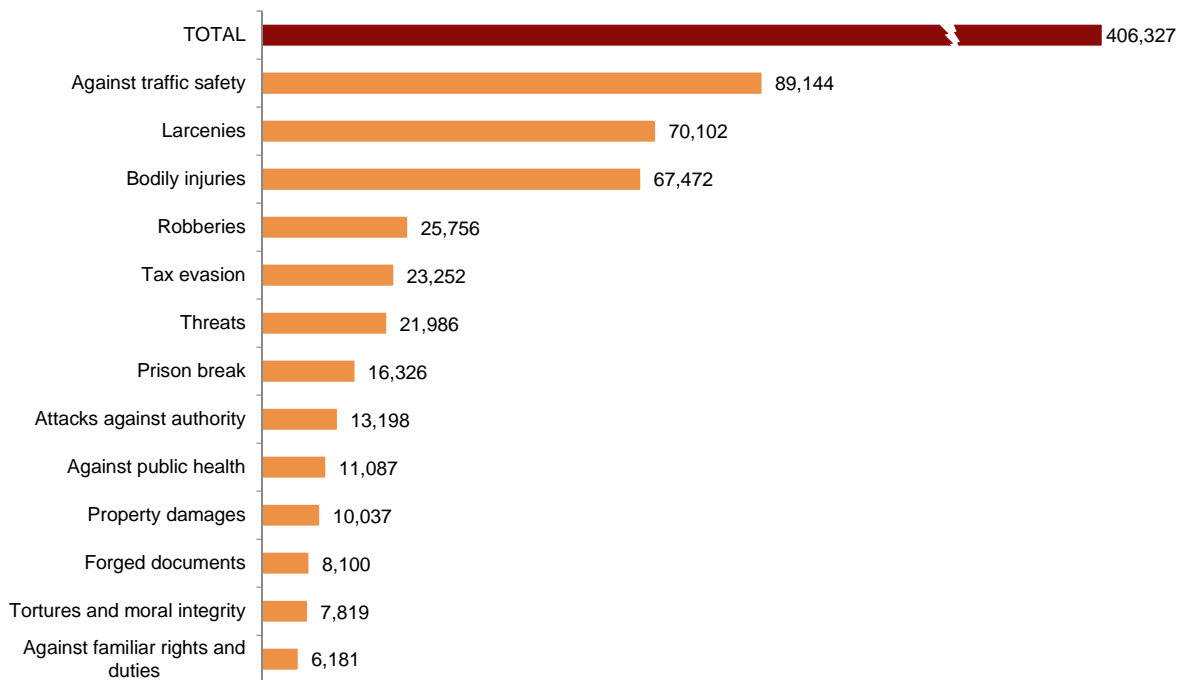
37.3% of *imprisonment sentences* were for *crimes relating to property and the socio-economic order*, 16.4% for *crimes relating to collective security* and 11.8% for *crimes involving injuries*.

Registered crimes and their typology

In 2018, 406,327 crimes were registered, 3.0% more than the previous year. According to their typology, the crimes with the highest incidence were *crimes against road safety* (21.9% of the total), *theft* (17.3%) and *injuries* (16.6%).

Crimes committed by typology. Year 2018

Absolute values



The average number of crimes per convicted person was 1.4. By sex, and as in the previous year, the average number of crimes was higher for men (1.4) than for women (1.3).

Of the total number of crimes committed, 88.4% were in the degree of consummation and 11.2% in the degree of attempt.

Convicted persons and crimes by place of conviction

Andalucía was the Autonomous Community in which the most convicted persons were registered (19.8% of the total). It was followed by Cataluña (15.6%) and Comunidad de Madrid (13.8%).

Cataluña was the Autonomous Community with more foreign convicted persons (23.6% of the total), followed by Comunidad de Madrid (17.5%) and Comunitat Valenciana (13.4%).

The Autonomous Cities of Ceuta and Melilla recorded the highest rates of registered convicts per 1,000 inhabitants (26.6 and 24.3, respectively). In turn, Galicia (5.3), Castilla y León and Castilla-La Mancha (both with 5.6), presented the lowest rates.

Convicted adults by Autonomous Communities and Cities (place of conviction) and nationality. Year 2018

Absolute values and rates per 1,000 inhabitants aged 18 years old and over

	Total	Spanish	Foreign	Rates
Ceuta	1,708	684	1,024	26.6
Melilla	1,477	470	1,007	24.3
Comunitat Valenciana	36,851	27,750	9,101	9.1
Balears, Illes	8,216	5,427	2,789	8.5
Canarias	15,520	12,736	2,784	8.5
Andalucía	56,893	48,512	8,381	8.4
Murcia, Región de	9,579	7,161	2,418	8.2
Rioja, La	1,964	1,430	534	7.6
TOTAL	286,637	218,695	67,942	7.5
Madrid, Comunidad de	39,667	27,764	11,903	7.4
Cataluña	44,702	28,677	16,025	7.3
Asturias, Principado de	6,309	5,732	577	7.1
Cantabria	3,450	2,957	493	7.1
País Vasco	11,946	8,716	3,230	6.6
Navarra, Comunidad Foral de	3,442	2,543	899	6.6
Extremadura	5,381	4,885	496	6.1
Aragón	6,471	4,679	1,792	5.9
Castilla-La Mancha	9,280	7,592	1,688	5.6
Castilla y León	11,486	9,782	1,704	5.6
Galicia	12,295	11,198	1,097	5.3

**Crimes committed by Autonomous Communities and Cities
(place of conviction) and sex. Year 2018**

Absolute values

	Offences	Men	Women
TOTAL	406,327	326,764	79,563
Andalucía	79,176	63,967	15,209
Cataluña	67,929	54,926	13,003
Madrid, Comunidad de	56,063	41,943	14,120
Comunitat Valenciana	52,000	41,632	10,368
Canarias	20,943	17,507	3,436
País Vasco	18,077	14,516	3,561
Galicia	17,038	14,233	2,805
Castilla y León	16,333	12,953	3,380
Murcia, Región de	13,101	11,198	1,903
Castilla-La Mancha	12,411	10,391	2,020
Balears, Illes	11,285	9,230	2,055
Aragón	9,266	7,544	1,722
Asturias, Principado de	9,032	7,241	1,791
Extremadura	7,261	6,021	1,240
Cantabria	4,903	3,874	1,029
Navarra, Comunidad Foral de	4,775	3,966	809
Rioja, La	2,734	2,237	497
Ceuta	2,130	1,733	397
Melilla	1,870	1,652	218

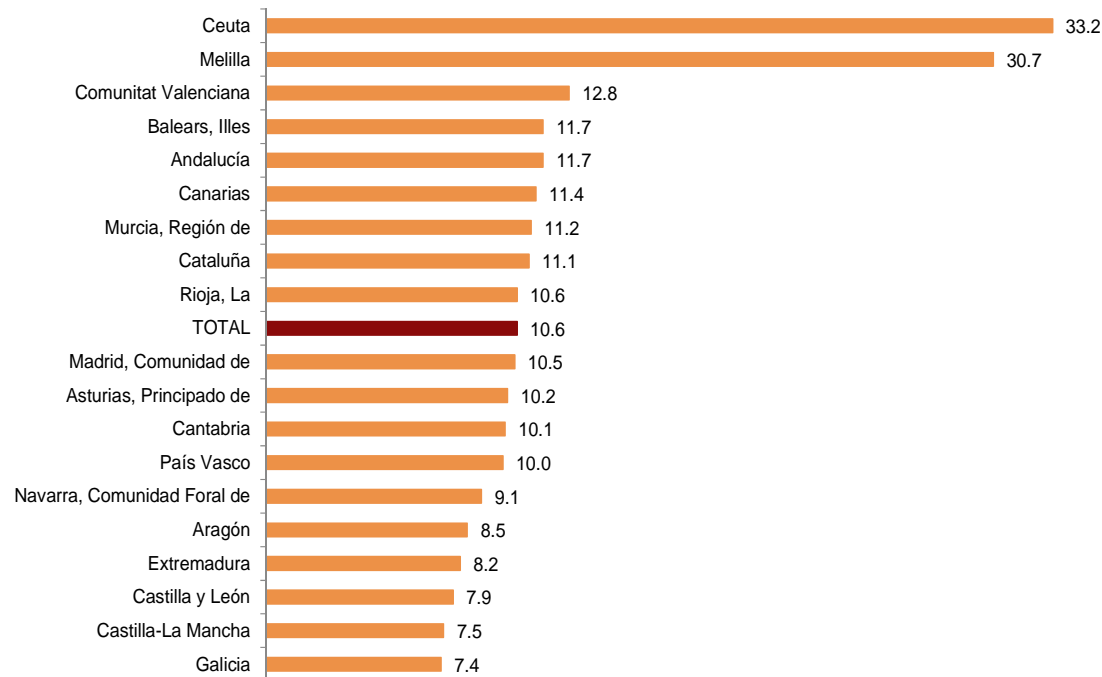
In Spain, the crime rate per 1,000 inhabitants (by place of sentence) was 10.6 in the year 2018.

The Autonomous Cities of Ceuta (33.2) and Melilla (30.7), and Comunitat Valenciana (12.8) registered the highest rates per 1,000 inhabitants.

In turn, Galicia (7.4), Castilla-La Mancha (7.5) and Castilla y León (7.9) presented the lowest figures.

**Crimes committed by Autonomous Communities and Cities (place of conviction).
Year 2018**

Rates per 1,000 inhabitants aged 18 and over



Minors convicted by final judgement registered in the Central Register for Criminal Responsibility of Minors²

In 2018, a total of 13,664 convicted minors (aged 14 to 17 years old) were registered according to final judgements communicated to the registry, indicating an increase of 0.2%, as compared with the previous year.

78.7% of convicted minors were men and 21.3% were women.

Minors convicted by sex. Year 2018

Absolute values and variation rates

	Minors convicted	Annual variation (%)
TOTAL	13,664	0.2
Men	10,753	-0.6
Women	2,911	3.1

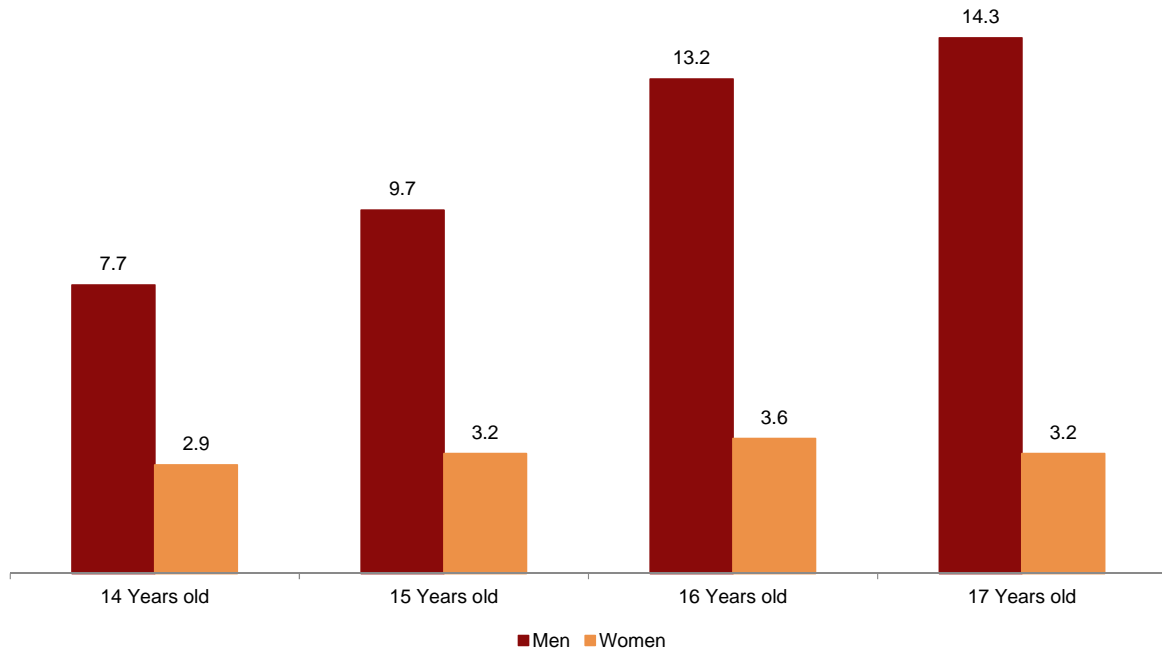
The rate of convicted minors aged 14 to 17 years old per 1,000 inhabitants in the same age bracket was 7.3.

By age, the group aged 17 years old was the most numerous (29.9% of the total), followed by the group aged 16 years old (28.6%).

² The Central Register for Criminal Responsibility of Minors contains information regarding final convictions imposed on minors by the Juvenile Courts.

Minors convicted by sex and age. Year 2018

Rates per 1,000 inhabitants aged 14 to 17 years



By analysing the rates according to sex and age of the convicted minors, the most frequent age was 17 in the case of males and 16 in females.

The majority of convicted minors had Spanish nationality (81.7%). Nevertheless, the rate of convicted minors per 1,000 inhabitants aged 14 to 17 was almost three times higher for foreign minors (16.2) than for Spanish minors (6.5).

In terms of the number of offences committed, two out of every three convicted minors carried out just one criminal offence and one in three carried out more than one.

Measures adopted

Judges adopted 22,812 measures in 2018, representing a decrease of 0.5% over the previous year. The most frequent measures adopted were *probation* (42.9% of the total), *community service* (15.3%) and *performing socio-educational tasks* (12.0%).

According to the nationality of the offender, *semi-open prison regime* and *probation* measures fell more frequently on foreign minors (15.7% and 45.1% of the total, respectively) than on Spanish minors (9.5% and 42.3%).

In turn, foreign minors incurred less frequently in measures of *performing socio-educational tasks* and *community services* (8.7% and 13.5% of the total, respectively, as compared to 12.9% and 15.7% for Spaniards).

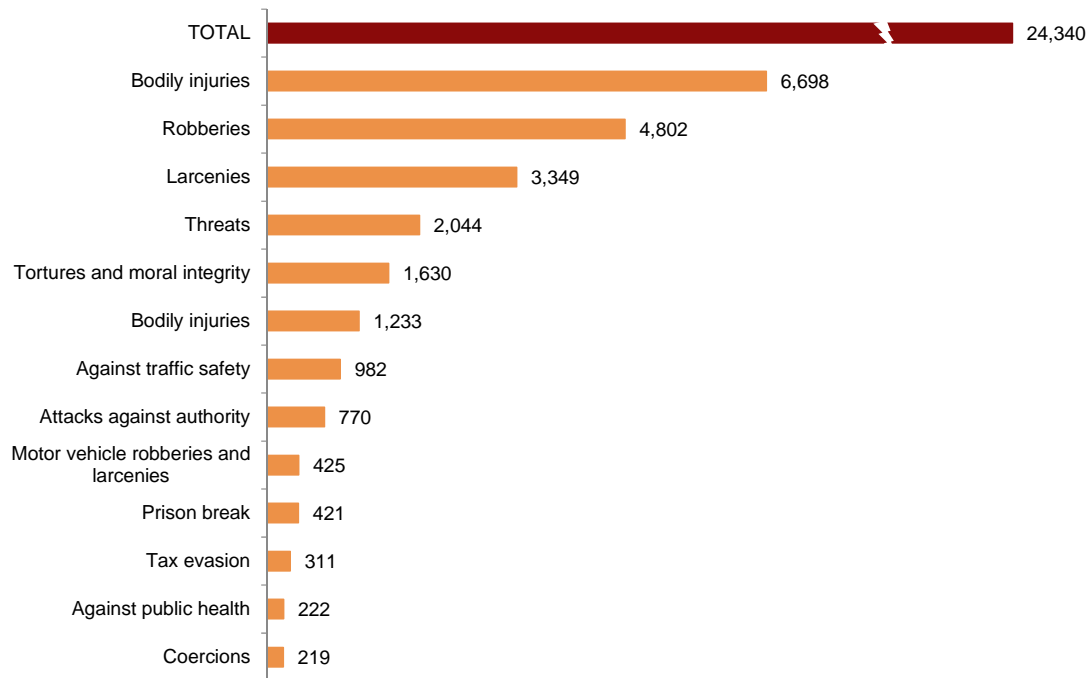
Criminal offences and their typology

In 2018, a total of 24,340 criminal offences committed by minors were registered, 5.6% more than the previous year. All of them were crimes.

By type of crime, the highest incidence were *injuries* (27.5% of the total), *robberies* (19.7%) and *thefts* (13.8%).

Criminal offences committed by typology. Year 2018

Absolute values



By sex, male minors committed 80.5% of criminal offences and females committed 19.5%.

By age, it can be observed that the number of offences committed increases with age. Therefore, those carried out at the age of 17 (29.8% of the total) accounted for almost twice those carried out at the age of 14 (17.5%).

79.3% of the offences were committed by Spanish minors and 20.7% by foreigners minors, figures similar to those of the previous year.

Convicted minors and criminal offences by place of sentence

Andalucía was the Autonomous Community with the highest number of convicted minors recorded in the Register, with 20.3% of the total. It was followed by Comunitat Valenciana (15.7%) and Cataluña (12.2%).

This order was the same in the case of Spanish convicted minors. However, Cataluña was the Autonomous Community with the highest number of foreign convicted minors (22.1%), followed by Comunitat Valenciana (13.9%) and Andalucía (13.6%).

The Autonomous City of Ceuta (37.0 per 1,000), Illes Balears (13.3 per 1,000) and Comunitat Valenciana (10.7 per 1,000), registered the highest rates of convicted minors aged 14-17 years per 1,000 inhabitants of the same age range.

In turn, Comunidad de Madrid (4.4), Galicia (4.7) and Cataluña (5.4) showed the lowest rates.

Convicted minors by Autonomous Communities and Cities (place of conviction) and nationality. Year 2018

Absolute values and rates per 1,000 inhabitants aged 14 to 17 years

	Total	Spanish	Foreign	Rates
Ceuta	163	82	81	37.0
Balears, Illes	616	502	114	13.3
Comunitat Valenciana	2,146	1,799	347	10.7
Asturias, Principado de	307	265	42	9.9
Melilla	47	23	24	9.9
Canarias	846	766	80	9.5
Cantabria	198	179	19	9.4
Castilla y León	758	651	107	9.3
Murcia, Región de	592	481	111	8.7
Rioja, La	101	82	19	8.3
Extremadura	327	312	15	7.7
Andalucía	2,775	2,435	340	7.6
TOTAL	13,664	11,162	2,502	7.3
Navarra, Comunidad Foral de	191	160	31	7.1
País Vasco	528	388	140	6.5
Aragón	316	218	98	6.3
Castilla-La Mancha	510	438	72	6.1
Cataluña	1,669	1,117	552	5.4
Galicia	406	350	56	4.7
Madrid, Comunidad de	1,168	914	254	4.4

Criminal offences committed by Autonomous Communities and Cities (place of conviction). Year 2018

Absolute values

	Criminal infringements
TOTAL	24,340
Andalucía	4,775
Comunitat Valenciana	3,920
Cataluña	3,017
Madrid, Comunidad de	1,969
Canarias	1,570
Balears, Illes	1,297
País Vasco	1,269
Castilla y León	1,169
Castilla-La Mancha	852
Murcia, Región de	838
Galicia	770
Aragón	600
Asturias, Principado de	587
Extremadura	541
Navarra, Comunidad Foral de	341
Cantabria	287
Ceuta	269
Rioja, La	159
Melilla	110

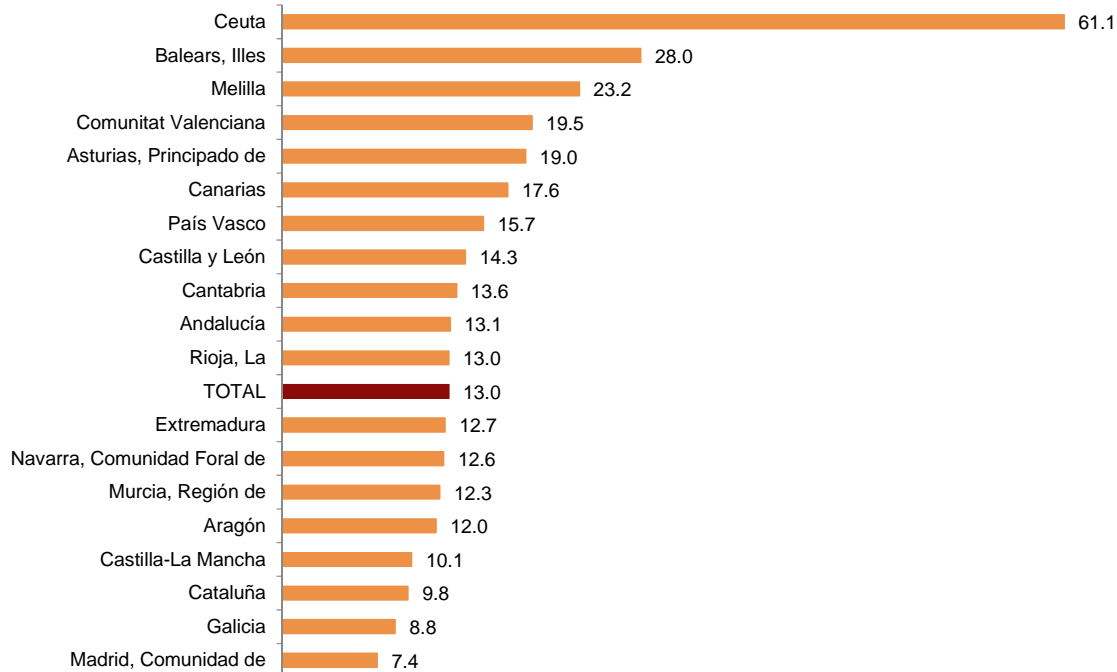
In Spain, the rate of criminal offences committed per 1,000 inhabitants aged between 14 and 17 (by place of sentence) was 13.0 in 2018.

The Autonomous City of Ceuta (61.1), Illes Balears (28.0) and Melilla (23.2) registered the highest rates per 1,000 inhabitants.

In turn, Comunidad de Madrid (7.4), Galicia (8.8) and Cataluña (9.8) showed the lowest figures.

Criminal offences committed by Autonomous Communities and Cities (place of conviction). Year 2018

Rates per 1,000 inhabitants aged 14 to 17 years



Convicted persons registered in the Central Register of Sex Offenders³

In 2018, 2,431 convicted adults for sexual offences⁴ were registered, which is 6.6% more than the previous year. 96.3% were men and 3.7 % were women.

These convicts committed 2,953 crimes, 4.9% more than in 2017. Of the total, 1,011 were considered *sexual abuse*, 453 *sexual abuse and assault of minors under 16* and 386 as *sexual assault*. Of the total number of sexual assaults, 32 were considered *rape*.

With regard to minors, in 2018 there were 323 convicted persons for sexual offences, 20.1% more than the previous year. 98.1% were men and 1.9% were women.

These convicted minors committed 408 crimes of a sexual nature, 22.9% more than in 2017. Of the total of these crimes, 95 were considered *sexual abuse*, 181 were considered *sexual abuse and assault of minors under 16 years of age* and 69 were considered *sexual assault*. Of the total number of sexual assaults, eight were considered *rape*.

³ The Central Register of Sex Offenders contains information on convicted persons by final judgement of any offence classified as sexual under the terms set out in articles 8 and 9 of Royal Decree 95/2009 of 6 February.

⁴ The classification used corresponds to that established in Titles 7 bis and 8 of the Criminal Code.

Sexual offences committed by adults by type of offence. Year 2018

Absolute values

	Sexual offences
TOTAL	2,953
Slave trade (with the purpose of sexual exploitation)	36
Against sexual liberty and indemnity	2,917
Sexual assaults	386
Sexual assault	354
Rape	32
Sexual abuse	1,011
Sexual abuses and assaults against minors less than 16 years old	453
Sexual harassment	59
Exhibitionism and provocation	394
Prostitution and grooming	614

Sexual offences committed by minors by type of offence. Year 2018

Absolute values

	Sexual offences
TOTAL	408
Slave trade (with the purpose of sexual exploitation)	0
Against sexual liberty and indemnity	408
Sexual assaults	69
Sexual assault	61
Rape	8
Sexual abuse	95
Sexual abuses and assaults against minors less than 16 years old	181
Sexual harassment	1
Exhibitionism and provocation	19
Prostitution and grooming	43

Data review and update

The data published today are final and are not subject to further revision. All results are available on INEBase.

Methodological note

The Conviction Statistics: Adults and Conviction Statistics: Minors, are prepared by virtue of the Collaboration Agreement signed between the Ministry of Justice and the National Statistics Institute (INE) on 3 July 2007, updated and renewed on 21 November 2017.

Both operations investigate persons convicted by final judgement for the commission of crimes or criminal offences. In the case of adults, misdemeanours have not been considered since a reform of the Penal Code came into force in July 2015, which abolished them and turned them into minor offences.

The aim of both statistics is to provide detailed information on convicted adults, crimes committed and sentences imposed at the national, Autonomous Community and provincial levels broken down by sex, age and nationality; as well as on convicted minors, criminal offences committed and measures imposed, also at the national, Autonomous Community and provincial levels and broken down by sex, age and nationality.

The reform of the Criminal Code in July 2015 abolished misdemeanours and turned them into minor offences, so the increase in the number of convicted persons and in the number of penalties is partly due to the inclusion of these new offences. This fact shall be taken into account when interpreting temporal variations in the data.

In addition, as of 2017, more detailed information on sexual offences has been provided for both adults and minors.

Type of operation: annual continuous statistics.

Population scope: all persons aged 18 years and over, or 14 to 17 years, convicted by final judgement and registered, respectively, in the Central Register of Convicted Persons, in the Central Register for Criminal Responsibility of Minors and in the Central Register of Sex Offenders, during the reference period.

Geographical scope: the entire national territory.

Reference period of the results: the calendar year.

Reference period of the information: date of entry in the Register.

Collection method: statistical use of an administrative register.

For further information, please consult the [methodology](#) and [standardized methodological report](#) of Convicted Adults, and the [methodology](#) and [standardized methodological report](#) of Convicted Minors.

For further information see **INEbase:** www.ine.es/en/ Twitter: [@es_ine](https://twitter.com/es_ine)

All press releases at: www.ine.es/en/prensa/prensa_en.htm

Press office: Telephone numbers: (+34) 91 583 93 63 /94 08 – gprensa@ine.es

Information Area: Telephone number: (+34) 91 583 91 00 – www.ine.es/infoine/?L=1
