

**24 September 2018**

**Statistics on Annulments, Separations and Divorces  
Year 2017**

**In 2017 there were 97,960 divorces, 1.2% more than in the  
previous year**

**The shared custody of the children was granted in 30.2% of  
cases of divorces and separations**

During 2017 there were a total of 102,341 cases of annulment, separations and divorces, which meant a rate of 2.2 per 1,000 inhabitants. The total number of cases represented an increase of 1.0% as compared with the previous year.

By type of resolution, 65,799 cases were settled by sentence and 36,542 by decree or public deed.

By type of process, there were 97,960 divorces, 4,280 separations and 100 annulments. Divorces accounted for 95.7% of the total, separations for 4.2% and annulments for the remaining 0.1%.

The number of divorces increased by 1.2% with respect to the previous year, while the separations decreased by 1.7% and the annulments by 14.5%.

**Divorces and separations by class**

77.2% of divorces in 2017 were by mutual agreement, while the remaining 22.8% were contentious. In the case of separations, 83.8% were by mutual agreement and 16.2% contentious.

**Duration of Marriages**

The average duration of marriages up to the date of the resolution was 16.6 years, a number slightly higher than in 2016.

Marriages dissolved by divorce had an average duration of 16.4 years, while that of separated marriages was 22.7 years. Meanwhile, the average time elapsed between marriage and the declaration of annulment was 6.5 years.

32.8% of divorces occurred after 20 years of marriage or more, and 21.0% between five and nine years.

In the case of separations, 53.0% of marriages lasted 20 years or more and 13.4% between 10 and 14 years.

## Duration of proceedings

75.2% of divorces were resolved in less than six months (compared with 75.1% in 2016). On the other hand, in 7.9% of cases, the duration was one year or more (compared with 8.1% in 2016).

81.6% of the separations were resolved in less than six months (83.5% in 2016), while 5.8% took a year or more (4.8% in 2016).

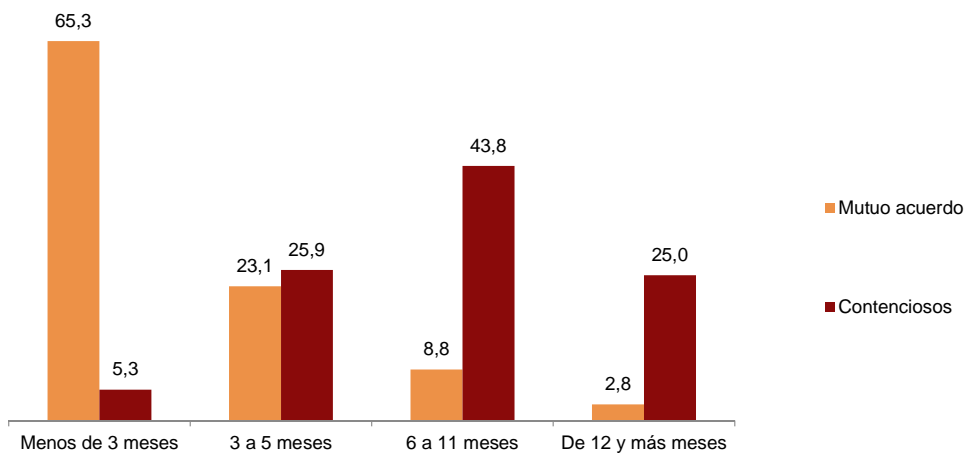
The average duration of proceedings was 4.7 months, the same as in 2016. In separations, the average duration (4.0 months) was lower than in divorces (4.7 months).

According to the type of divorce and separation proceedings, the average duration of the mutually agreed proceedings was 3.2 months, while the average duration of the contentious proceedings stood at 9.8 months.

65.3% of mutual agreement procedures were resolved in less than three months and 23.1% in a period of three to five months.

On the other hand, 43.8% of contentious proceedings were resolved between six and 11 months, and 25.9% between three and five months.

**Procedimientos (divorcios y separaciones) según clase y duración (%).  
Año 2017**



## Average age, marital status and nationality of the spouses

The largest number of divorces between spouses of different sex took place in the 40-49 age group, for both men and women. In the case of separations, that of men was between 50 and 59 years old, and of women between 40 and 49 years old.

The **average age of the women was 45.0 years** (44.8 years in divorces, 50.1 in separations and 41.0 in annulments). In the case of **men, the average age was 47.4**

**years** (47.2 years in the case of divorces, 52.4 years for separations and 44.6 years for annulments). These average ages were similar to those registered in 2016.

82.8% of all divorces recorded in 2017 took place between spouses of Spanish nationality. In 10.9%, one of the spouses was a foreigner and in 6.3%, both spouses were foreigners.

Considering the marital status of the spouses when they married, most were single. In the case of men, 7.6% were divorced and 0.5% widowed. Among the women, 8.0% were divorced and 0.6% were widows.

### Number of children, pensions and custody

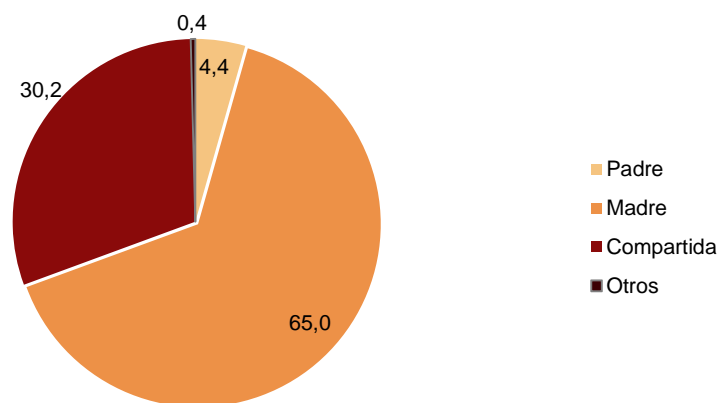
43.3% of the marriages corresponding to the separation or divorce resolutions did not have children (minors or economically dependent adults). This percentage was similar to that of the previous year.

46.0% had only minor children, 5.4% had only economically dependent adult children and 5.3% had economically dependent minor and adult children. 26.3% had only one child (minor or adult economically dependent).

**In 57.0% of the cases of divorce and separation (spouses of different sexes), an alimony was assigned** (57.6% in the previous year). In 71.0%, the alimony corresponded to the father (72.7% in 2016), in 4.5% to the mother (4.8% in the previous year) and in 24.5% to both spouses (22.5% in 2016).

The custody of minors was granted to the mother in 65.0% of the cases, a figure lower than that observed in the previous year (66.2%). In the 4.4% of proceedings, custody was obtained by the father (compared to 5.0% in 2016), in 30.2% it was shared (28.3% in the previous year) and 0.4% it was granted to other institutions or family members.

### Separaciones y divorcios (cónyuges de diferente sexo) según quien ejerce la custodia (%). Año 2017



In 9.9% of separations and divorces, a compensatory pension was established. In 92.0% of them this payment was assigned to the husband.

With regard to the filing of the demand, in 66.5% of the cases it was filed by both spouses, in 21.7% of the cases it was filed by the wife and in 11.8% by the husband.

## Results by Autonomous Communities and Cities<sup>1</sup>

The rate of annulments, separations and divorces per 1,000 inhabitants in Spain was 2.2 in 2017.

The Autonomous cities of Ceuta and Canarias (2.5 both) registered the highest rate per 1,000 inhabitants. On the other hand, Castilla y León (1.7) presented the lowest.

### Nulidades, separaciones y divorcios por comunidades y ciudades autónomas

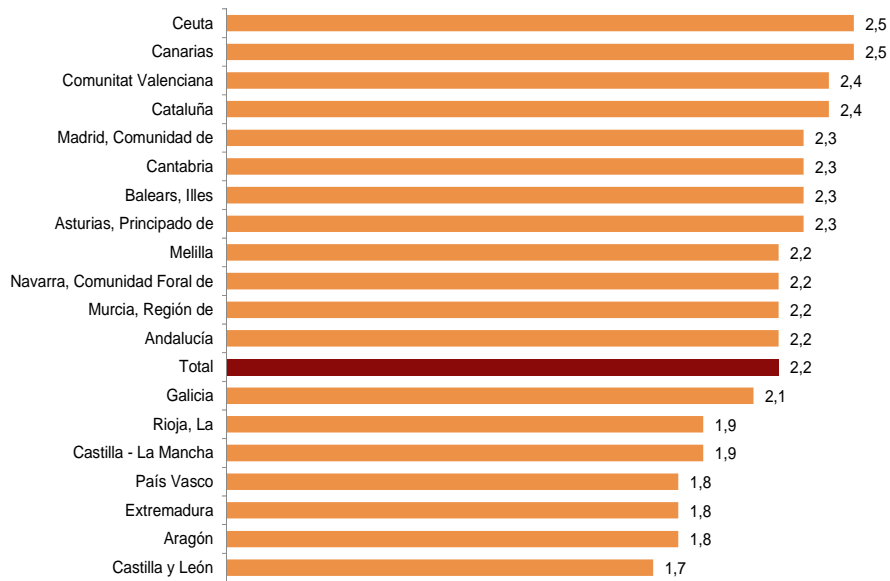
Cifras absolutas

Año 2017

	Total	Nulidades	Separaciones	Divorcios
Total	102.341	100	4.280	97.960
Andalucía	18.295	19	840	17.437
Cataluña	18.221	32	656	17.532
Madrid, Comunidad de	14.668	18	541	14.109
Comunitat Valenciana	11.864	14	523	11.327
Galicia	5.614	1	193	5.419
Canarias	5.308	0	200	5.108
Castilla y León	4.078	4	207	3.868
País Vasco	4.005	1	139	3.865
Castilla - La Mancha	3.928	3	196	3.730
Murcia, Región de	3.210	0	135	3.075
Balears, Illes	2.694	0	146	2.548
Aragón	2.389	1	101	2.286
Asturias, Principado de	2.363	3	109	2.252
Extremadura	1.940	2	114	1.824
Navarra, Comunidad Foral de	1.414	0	64	1.350
Cantabria	1.344	0	73	1.271
Rioja, La	605	2	29	574
Ceuta	216	0	4	212
Melilla	186	0	13	172

<sup>1</sup> The allocation of annulments, separations and divorces to a given autonomous community has been made according to the location of the judicial body issuing the sentence and not the place of residence or birth of the spouses.

**Nulidades, separaciones y divorcios por comunidades y ciudades autónomas. Tasas por 1.000 habitantes. Año 2017**



## Methodological note

The Statistics on Annulments, Separations and Divorces is prepared by the National Statistics Institute (INE) by virtue of the Agreement signed with the General Council of the Judiciary (CGPJ) on 14 February 1995, updated by means of an addenda in 2006.

It is oriented to the study of matrimonial dissolution proceedings handled through sentences, decrees and public deeds on behalf of the judges, the judicial administration lawyers (formerly judicial secretaries) and notaries, respectively.

The objective of this statistic is to determine the number of these sentences, decrees and public deeds by providing information on some of the main socio-demographic characteristics of the spouses involved (sex, age, nationality, number of children), on the type of separation or divorce (by mutual agreement or contentious) and on other variables of social interest associated with the judicial process (alimony, custody, duration of the proceedings, etc.).

Methodological sheet:

- **Type of operation:** annual continuous statistics.
- **Population scope:** sentences, decrees and public deeds handed down on annulments, separations and divorces.
- **Geographical scope:** the entire national territory.
- **Reference period of the results:** the calendar year.
- **Information reference period:** the date on which the sentence, decree or public deed of the dissolution of the marriage takes place.
- **Collection method:** statistical form based on an administrative act.

For more information, please consult both the [methodology](#) and the [standardised methodological report](#).

---

More information on **INEbase** – [www.ine.es](http://www.ine.es) Twitter: [@es\\_ine](https://twitter.com/es_ine)

All the press notes in: [www.ine.es/prensa/prensa.htm](http://www.ine.es/prensa/prensa.htm)

**Press office:** Telephone numbers: (+34) 91 583 93 63 /94 08 – [gprensa@ine.es](mailto:gprensa@ine.es)

**Information Area:** Telephone number: 91 583 91 00 – [www.ine.es/infoine](http://www.ine.es/infoine)

---