

12 December 2018

Book Publishing Activity
Year 2017

In Spain, a total of 60,185 titles were published in 2017, 1.0% more than the previous year

The most widely published subjects were *Literature* (40.3% of the total), *Social sciences* (14.4%) and *Applied sciences* (12.1%).

During 2017, a total of 60,185 titles published in Spain were deposited at the National Library of Spain, representing 1.3 per 1,000 inhabitants¹. Among them, 86.1% were books and 13.9% of them were brochures.

The volume of titles published increased by 1.0% compared to 2016.

Number of titles deposited in the National Library of Spain. Series 2012-2017

Units: absolute values in thousands and rates in percent

	Year 2012	Year 2013	Year 2014	Year 2015	Year 2016	Year 2017
Titles	69.7	56.4	56	61.0	59.6	60.2
Annual variation	-6.2	-19.0	-0.7	8.9	-2.40	1.0

Note: Since 2012, with the entry into force of Law 23/2011, of 29 July, on Legal Deposit, the titles published in Spain are included, while until 2011 publications printed in Spain were included

As in previous years, the most common size of titles was between 101 and 200 pages (32.2% of the total). Titles published in this format increased by 8.6% compared to 2016.

This was followed by titles from 201 to 300 pages (18.2% of the total) and from 49 to 100 pages (15.0%). On the other hand, the largest volumes (more than 1,000 pages) represented 0.9% of the titles.

Of the total number of titles published in 2017 in Spain, 94.5% corresponded to *first editions* and 5.5% to re-editions.

The most widely published subject in 2017 was *Literature* (with 40.3% of total titles and a 13.8% increase compared to the previous year). It was followed by *Social Sciences* (14.4% of the total and an annual decrease of 1.9%) and *Applied Sciences* (with 11.1% of the total and a decrease of 9.2% compared to 2016).

¹ Population Figures as at 01 July 2017 INE

Number of titles published by subject. Year 2017 (*)

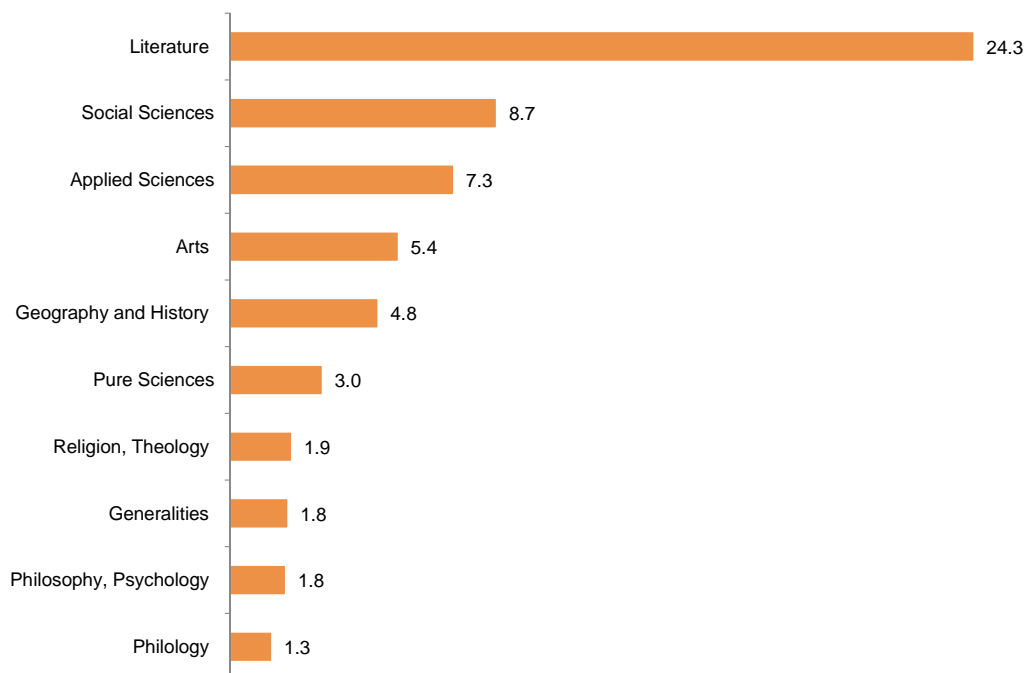
Units: absolute values and rates in percent

	Total Titles	Inter-annual variation
TOTAL	60,185	1.0
Literature	24,277	13.8
Social Sciences (education, economics, law...)	8,656	-1.9
Applied Sciences (medicine, engineering, technology...)	7,256	-9.2
Arts (plastic and graphic arts, music, sports...)	5,442	-1.3
Geography and History	4,775	2.3
Pure Sciences (mathematics, natural sciences)	2,955	-14.8
Religion, Theology	1,949	-9.3
Generalities	1,827	-12.7
Philosophy, Psychology	1,751	-9.1
Philology	1,297	-18.5

¹ Simplified UNESCO classification

Distribution of titles published by subject. Year 2017

Units: percentage



Published titles by Autonomous Community

The Autonomous Communities with the highest editorial production in 2017 were Comunidad de Madrid (with 32.3% of the total), Cataluña (30.8%) and Andalucía (10.5%).

The greatest increases in the volume of titles published were registered in Extremadura (26.0% more than in 2016), Comunidad Foral de Navarra (21.5%) and Illes Balears (18.3%).

In turn, the greatest decreases were in Aragón (-9.2%), Comunitat Valenciana (-9.0%) and Comunidad de Madrid (-8.5%).

Titles published by Autonomous Community and City Year 2017¹

Units: absolute values and rates in percent

	Total Titles	Percentage of national total	Inter-annual variation	Inter - annual variation rate
TOTAL	60,185	100.0	618	1.0
Madrid, Comunidad de	19,439	32.3	-1,801	-8.5
Cataluña	18,520	30.8	1,625	9.6
Andalucía	6,332	10.5	766	13.8
Comunitat Valenciana	2,944	4.9	-291	-9.0
Galicia	1,872	3.1	-118	-5.9
País Vasco	1,718	2.9	149	9.5
Castilla y León	1,462	2.4	-89	-5.7
Aragón	1,317	2.2	-133	-9.2
Navarra, Comunidad Foral de	1,126	1.9	199	21.5
Castilla - La Mancha	962	1.6	10	1.1
Murcia, Región de	851	1.4	5	0.6
Asturias, Principado de	845	1.4	-59	-6.5
Balears, Illes	749	1.2	116	18.3
Canarias	741	1.2	75	11.3
Extremadura	605	1.0	125	26.0
Cantabria	446	0.7	32	7.7
Rioja, La	227	0.4	-8	-3.4
Ceuta	15	0.0	15	..
Melilla	14	0.0	0	0.0

¹ As of 2015, the Autonomous Community where the publishing house's headquarters is located is considered to be the publishing Autonomous Community.

Regarding the distribution by subject, Comunidad de Madrid stood out with the edition of 57.5% of the titles of *Pure Sciences*, 50.9% of *Applied Sciences* and 48.9% of *Generalities* (compared with 22.2%, 21.9% and 23.9%, respectively, in Cataluña).

On the other hand, 38.1% of *Literature* titles were published in Cataluña, compared to 22.2% in Comunidad de Madrid.

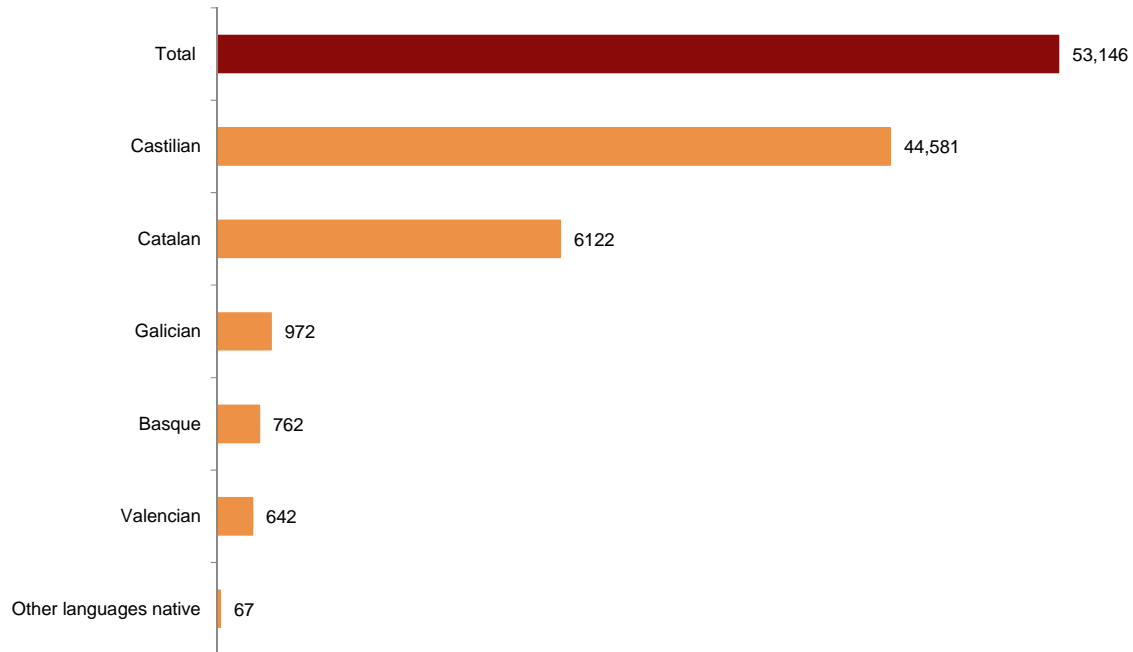
Editorial production by language of publication

In 2017, 88.3% of titles were published in official languages and languages native to Spanish regions (53,146 titles).

Castilian was the majority language (74.1% of the total). *Catalan* accounted for 10.2%, *Galician* for 1.6%, *Basque* for 1.3% and *Valencian* for 1.1%.

Titles published in official languages and languages native to Spanish regions. Year 2017

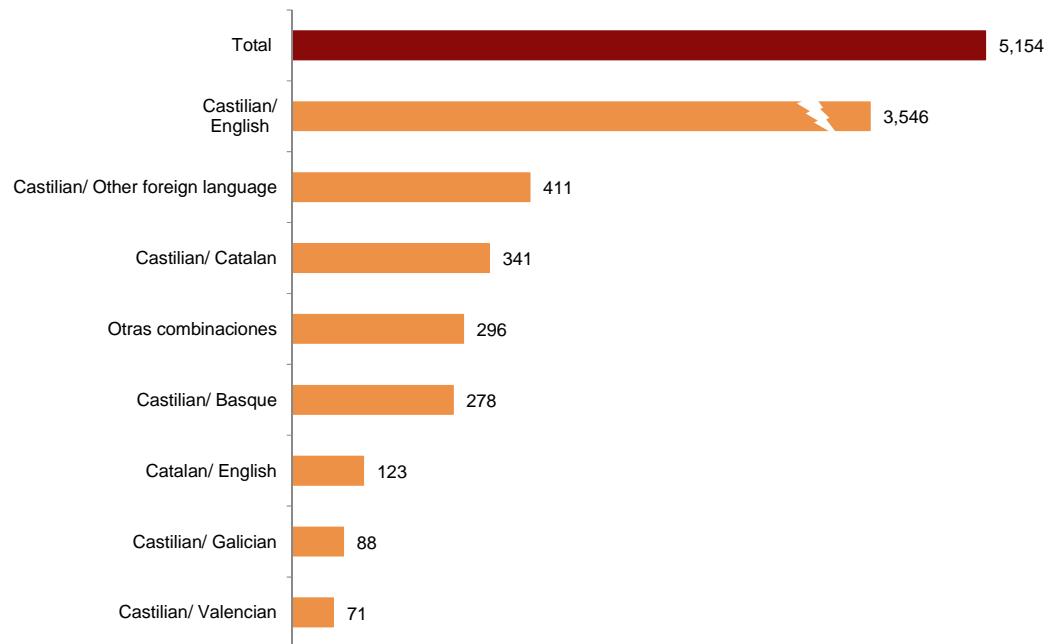
Units: absolute values



8.6% of titles were published in two or more languages (5,154 titles). The most frequent combination was *Castilian/English*, which accounted for 5.9% of published titles and 68.8% of bilingual titles.

Titles published in two or more languages. Year 2017

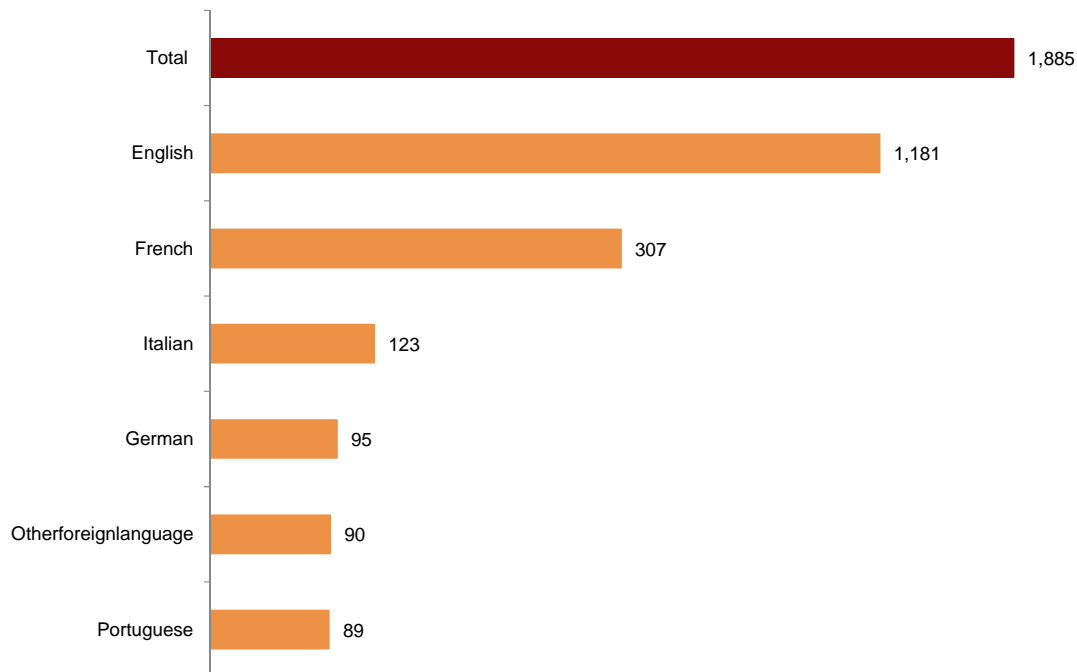
Units: absolute values



Foreign languages accounted for 3.1% of all titles published in 2017 (1,885 titles). Of particular note were publications in *English* (62.6% of the total in foreign languages) and *French* (16.2%).

Titles published in foreign languages. Year 2017

Units: absolute values



On the other hand, translated titles accounted for 20.1% of production. Half of them (51%) were translations from *English*.

Analysing the production of each Autonomous Community, in all of them most titles were published in *Castilian*, with the exception of Illes Balears (45.1% of its production was published in *Catalan*, compared to 34.2% in *Castilian*).

In Galicia, 41.8% of titles were published in *Galician*. In Cataluña, 26.4% were published in *Catalan*. In País Vasco, 28.6% of the titles were published in *Basque* and in Comunidad Foral de Navarra, 7.6%. Finally, 18.5% of the editorial production of Comunitat Valenciana was published in *Valencian*.

Distribution of titles published in each Autonomous Community and City by language Year 2017

Units: percentage

	Total	Castilian	Catalan	Galician	Basque	Valencian	Other languages ¹	Two or more languages ²
TOTAL	100.0	74.1	10.2	1.6	1.3	1.1	3.1	8.6
Andalucía	100.0	94.5	0.6	0.2	0.1	0.0	1.6	3.0
Aragón	100.0	84.6	4.6	1.7	0.2	0.3	5.5	3.2
Asturias, Principado de	100.0	86.9	0.2	0.0	0.2	0.0	6.0	6.6
Balears, Illes	100.0	34.2	45.1	0.0	0.0	0.1	10.9	9.6
Canarias	100.0	89.9	0.1	0.0	0.0	0.0	4.0	5.9
Cantabria	100.0	92.8	1.1	0.9	0.0	0.0	1.1	4.0
Castilla y León	100.0	94.6	0.1	0.1	0.0	0.1	1.6	3.4
Castilla-La Mancha	100.0	91.9	1.9	0.1	0.1	0.0	1.6	4.5
Cataluña	100.0	65.8	26.4	0.2	0.3	0.2	3.7	3.5
Comunitat Valenciana	100.0	65.3	4.6	0.3	0.3	18.5	2.5	8.4
Extremadura	100.0	91.2	0.5	0.2	2.1	0.2	1.3	4.5
Galicia	100.0	47.9	0.5	41.8	0.1	0.0	2.5	7.3
Madrid, Comunidad de	100.0	76.2	3.0	0.5	0.5	0.3	3.2	16.3
Murcia, Región de	100.0	95.8	0.4	0.0	0.0	0.1	1.4	2.4
Navarra, Comunidad Foral de	100.0	79.4	0.3	0.4	7.6	0.0	3.9	8.4
País Vasco	100.0	49.2	2.1	0.4	28.6	0.0	3.9	15.7
Rioja, La	100.0	88.1	0.0	0.4	0.0	0.0	3.5	7.9
Ceuta	100.0	86.7	0.0	0.0	0.0	0.0	6.7	6.7
Melilla	100.0	100.0	0.0	0.0	0.0	0.0	0.0	0.0

¹ Other languages include: foreign languages and other languages native to Spanish regions

² Includes two or more languages (national and/or foreign)

As of 2015, the Autonomous Community where the publishing house's headquarters is located is considered to be the publishing Autonomous Community

Analysing the total production of each language, the titles in *Castilian* were published mainly in Comunidad de Madrid (33.2% of the total) and Cataluña (27.3%).

For the rest of the official languages, most publications were concentrated in the Autonomous Communities of origin, although in both Comunidad de Madrid and Cataluña there was a significant number of titles published in all the official languages.

Thus, of the total number of titles in *Catalan*, 79.7% were published in Cataluña, 9.6% in Comunidad de Madrid and 5.5% in Illes Balears.

Of *Galician* titles, 80.6% were published in Galicia, 9.5% in Comunidad de Madrid and 3.4% in Cataluña.

Of *Basque* titles, 64.6% were published in País Vasco, 12.5% in Comunidad de Madrid, 11.3% in Comunidad Foral de Navarra.

Finally, 85.0% of *Valencian* titles were published in Comunitat Valenciana, 8.1% in Comunidad de Madrid and 5.1% in Cataluña.

With regard to foreign languages, 38.4% of publications in *English* and 24.1% of titles in the rest of foreign languages were published in Comunidad de Madrid.

On the other hand, 30.1% of publications in *English* and 46.0% in other foreign languages were published in Cataluña.

Distribution of titles published in each language by Autonomous Community and City. Year 2017

Units: percentage

	Total	Castilian	Catalan	Galician	Basque	Valencian	Other languages ¹	Two or more languages ²
TOTAL	100.0	100.0	100.0	100.0	100.0	100.0	100.0	100.0
Andalucía	10.5	13.4	0.6	1.3	0.8	0.3	5.1	3.6
Aragón	2.2	2.5	1.0	2.3	0.3	0.6	3.7	0.8
Asturias, Principado de	1.4	1.6	0.0	0.0	0.3	0.0	2.6	1.1
Balears, Illes	1.2	0.6	5.5	0.0	0.0	0.2	4.2	1.4
Canarias	1.2	1.5	0.0	0.0	0.0	0.0	1.5	0.9
Cantabria	0.7	0.9	0.1	0.4	0.0	0.0	0.3	0.3
Castilla y León	2.4	3.1	0.0	0.2	0.0	0.3	1.2	1.0
Castilla-La Mancha	1.6	2.0	0.3	0.1	0.1	0.0	0.8	0.8
Cataluña	30.8	27.3	79.7	3.4	7.2	5.1	34.9	12.7
Comunitat Valenciana	4.9	4.3	2.2	0.9	1.2	85.0	3.8	4.8
Extremadura	1.0	1.2	0.0	0.1	1.7	0.2	0.4	0.5
Galicia	3.1	2.0	0.1	80.6	0.1	0.0	2.4	2.6
Madrid, Comunidad de	32.3	33.2	9.6	9.5	12.5	8.1	32.2	61.6
Murcia, Región de	1.4	1.8	0.0	0.0	0.0	0.2	0.6	0.4
Navarra, Comunidad Foral de	1.9	2.0	0.0	0.4	11.3	0.0	2.3	1.8
País Vasco	2.9	1.9	0.6	0.7	64.6	0.0	3.4	5.2
Rioja, La	0.4	0.4	0.0	0.1	0.0	0.0	0.4	0.3
Ceuta	0.0	0.0	0.0	0.0	0.0	0.0	0.1	0.0
Melilla	0.0	0.0	0.0	0.0	0.0	0.0	0.0	0.0

¹ Other languages include: foreign languages and other languages native to Spanish regions

² Includes two or more languages (national and/or foreign)

Children and youth publications²

Children and youth publications accounted for 12.0% of titles published in 2017. This type of publication was characterised by its small number of pages. In fact, 55.7% were brochures (5-48 pages).

Almost the entire edition (97.7%) was devoted to *Literature*.

The Autonomous Communities with the largest number of children and youth publications were Cataluña (50.4% of the total), Comunidad de Madrid (20.6%) and Comunitat Valenciana (5.2%).

Titles in *Basque* showed a higher proportion of children and youth books than other official languages (they represented 34.1% of all publications in *Basque*). This was followed by titles in *Galician* (25.8%) and *Catalan* (25.3%).

Percentage of children and youth publications in relation to the total number of titles in each language. Year 2017

Units: percentage

	Total ¹	Castilian	Catalan	Galician	Basque	Valencian	Other languages native to Spanish regions
children and youth publications	12.0	10.3	25.3	25.8	34.1	24.9	31.3

¹ Percentage of national total

² Starting in 2015, the category of children and youth publications has replaced the previous category of children publications.

45.4% of children and youth titles were translated. Of these, almost half (42.1%) were translated from *English*.

Textbooks³

Textbook publications accounted for 6.8% of titles published in 2017. The most common format was 101 to 200 pages (35.4% of the total).

The most published subjects were *Social sciences* (34.2%), *Pure Sciences* (16.3%) and *Philology and Languages* (12.9%).

The Autonomous Communities that published the most titles relating to textbooks were Comunidad de Madrid (47.5%), Cataluña (27.4%) and Aragón (4.8%).

By official languages, the greatest proportion of textbooks were in titles in *Basque* (with 23.1% of the total publication in that language), *Valencian* (22.9%) and *Catalan* (15.4%).

Percentage of textbooks over total titles in each language. Year 2017

Units: percentage

	Total ¹	Castilian	Catalan	Galician	Basque	Valencian	Other languages native to Spanish regions
Textbooks	6.8	5.2	15.4	12.6	23.1	22.9	9.0

¹ Percentage of national total

Official publications

Official publications accounted for 9.5% of all titles published in 2017. The most common size was between 101 and 200 pages (27.0% of the total).

The most prominent subjects were *Social Sciences* (20.7% of the total), *Arts* (22.9%) and *Applied Sciences* (13.8%).

By Autonomous Communities, noteworthy were Comunidad de Madrid (22.2% of the total), Cataluña (20.3%) and Andalucía (12.9%).

Two out of three titles were published in *Castilian* (66.3%).

Percentage of official publications over total titles in each language. Year 2017

Units: percentage

	Total ¹	Castilian	Catalan	Galician	Basque	Valencian	Other languages native to Spanish regions
Official publications	9.5	8.5	10.5	15.4	7.9	25.2	14.9

¹ Percentage of national total

³ Starting in 2015, the category of textbooks also includes workbooks as well as compulsory reading books.

Methodological note

The Book Publishing Activity Statistic is conducted on an annual basis and in accordance with the standards contained in the Revised Recommendation concerning the International Standardization of Statistics on the Production and Distribution of Books, Newspapers and Other Periodicals adopted by the UNESCO General Conference in November 1985.

The aim of the Statistics is to provide information on the number and characteristics of books and brochures, that is, non-recurrent publications published in the country.

The Books Publishing Activity Statistic for 2017 is compiled using bibliographic records from the automated catalogue of the National Library of Spain. The basic information existing in the registers has been completed with the information from the Statistics on Publishing of Books with ISBN. This elaboration process has been made possible thanks to the cooperation with the Ministry of Education, Culture and Sports, currently the Ministry of Culture and Sport (through the National Library of Spain, the Sub-Directorate General for the Promotion of Books, Reading and Spanish Letters and the Sub-Directorate General for Statistics and Studies).

Type of operation: Statistics compiled from administrative records.

Unit of analysis: Books and brochures. Titles published or disseminated solely on the Internet are not considered.

Population scope: Non-periodical printed publications published in Spain in the reference year.

Geographical scope: The entire national territory.

Reference period of the data: The calendar year.

Collection method: Administrative register generated from the data provided by publishers, on a compulsory basis, when they deposit the copies, during the reference year, in the Legal Deposit Service of the Department of Acquisitions and Increase of Heritage of the National Library of Spain.

For more information you can access the methodology at:

https://www.ine.es/en/metodologia/t12/t123040115_en.pdf

And the standardised methodological report at:

<https://www.ine.es/dynt3/metadatos/en/RespuestaDatos.html?oe=30401>

For further information see **INEbase:** www.ine.es/en/ Twitter: [@es_ine](https://twitter.com/es_ine)

All press releases at: www.ine.es/en/prensa/prensa_en.htm

Press office: Telephone numbers: (+34) 91 583 93 63 /94 08 – gprensa@ine.es

Information Area: Telephone number: (+34) 91 583 91 00 – www.ine.es/infoine/?L=1
