

26 September 2013

**Statistics on Annulments, Separations and Divorces**  
Year 2012

**In 2012, the rate of annulments, separations and divorces stood at 2.4 per 1,000 inhabitants**

**The number of divorces increases 0.6% in 2012, while the number of separations decreases 7.9%**

**7 out of 10 dissolution processes are resolved in less than six months**

**Shared custody of underaged children was granted in the 14.6% of cases as compared with 12.3% in the previous year**

During 2012, there were 110,764 annulments, separations and divorces, that is, a rate of 2.4 per 1,000 inhabitants.

By type of process, in 2012, there were 104,262 divorces (0.6% more than the previous year) and 6,369 separations (7.9% less) and 133 annulments (0.8% more).

Divorces represented 94.1% of the total, separations represented 5.8% and annulments the remaining 0.1%.

**Evolution of Annulments. Separations and Divorces**  
Years 2003-2012

Year	Annulments	Separations	Divorces	Total	Rates/ inhabitants	1.000
2003	198	76,520	45,448	122,166		2.9
2004	197	81,618	50,974	132,789		3.1
2005	168	64,028	72,848	137,044		3.1
2006	174	18,793	126,952	145,919		3.3
2007	150	11,583	125,777	137,510		3.0
2008	142	8,761	110,036	118,939		2.6
2009	127	7,680	98,359	106,166		2.3
2010	140	7,248	102,933	110,321		2.4
2011	132	6,915	103,604	110,651		2.3
2012	133	6,369	104,262	110,764		2.4

### Divorces and separations by mutual agreement

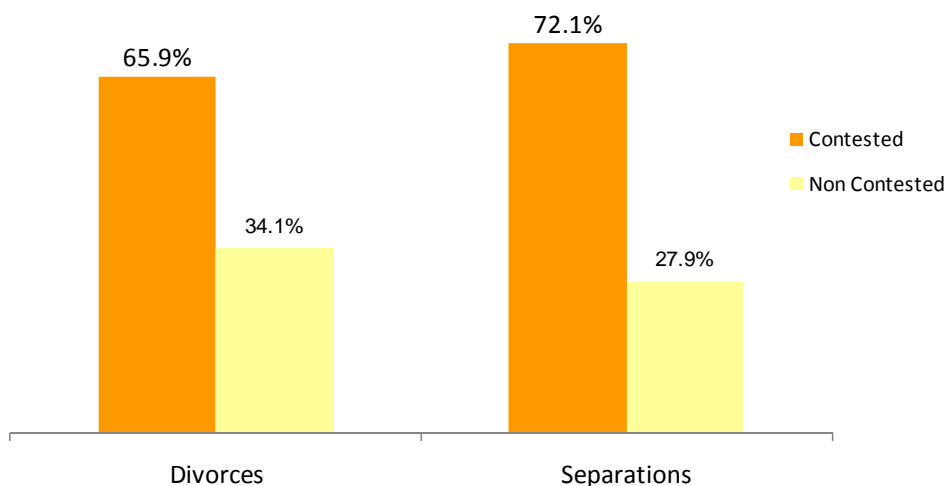
66.2% of the divorces and separations in the year 2012 were by mutual agreement, a similar percentage to the 67.0% registered the previous year.

Of the total divorces, 65.9% were by mutual agreement and 34.1% were contested. In turn, 72.1% of the separations were by mutual agreement and 27.9% were contested.

In relative terms, the consensual dissolutions registered a slight decrease as compared with the previous year. In 2011, 66.8% of the divorces were by mutual agreement. In turn, consensual separations experienced a slight increase, representing 70.8% of the total in 2011.

There was a previous separation in 12.0% of the divorces, as compared with the 11.4% recorded the previous year.

**Divorces and separations according to type. Year 2012**



### Average age and nationality of the spouses

The highest number of annulments, separations and divorces took place in 2012 in the age bracket from 40 to 49 years old, for both men and women.

The **average age of women** at the time of marriage dissolution **was 42.2 years old** (42.0 years old in divorces, 46.8 in separations and 39.6 in annulments). In the case of **men**, the **average age was 44.8 years old** (44.5 years old in divorces, 49.1 in separations and 40.2 in annulments).

The said average ages were similar to those registered in 2011 (42.3 for women and 44.9 for men).

83.4% of the total annulments, separations and divorces registered in 2012 occurred between spouses with Spanish nationality. In 10.0% of these, one of the spouses was a foreign national, and in 5.6%, both spouses were foreign nationals.

### **Average duration of the marriages dissolved**

The average duration of the marriages was 15.5 years (15.7 years in 2011).

The marriages dissolved by divorce had an average duration of 15.2 years, while those dissolved by separation had lasted 20.8 years. In turn, the average duration between the date of the marriage and the declaration of annulment was 9.3 years.

3 out of 10 of the divorces took place after 20 years of marriage and 2 out of 10 in unions that had lasted between 6 and 10 years.

In the case of separations, 47.7% of the marriages had a duration longer than 20 years, and 12.0% between 6 and 10 years.

By marital status of the spouses at the time of the marriage, most were single. In the case of men, 6.5% were divorced and 0.6% were widowers. Among women, 5.7% were divorced and 0.4% were widows.

### **Number of children, allowance and custody**

42.5% of the marriages dissolved in the year 2012 had no children, similar percentage to that of the previous year.

47.9% only had underage children, 4.3% only had dependent adult children, and 5.2% had underage and dependent adult children. 28.2% of marriages dissolved had only one child.

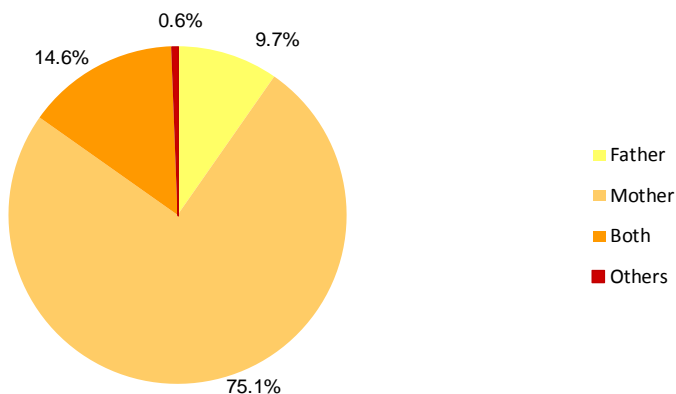
**In 57.5% of the marriage dissolutions, maintenance and support was assigned**, which is a similar figure to that of the previous year (57.2%). Among them, in 79.4% of the cases, the payment of the maintenance and support pension corresponded to the father (85.9% in 2011), and in 9.8% of the cases, to the mother (5.1% in the previous year), and in 10.8% of the cases to both spouses (9.0% in 2011).

The custody of the underage children was granted to the mother in 75.1% of marriage dissolutions, a similar figure to that observed the previous year (81.7%). In 9.7% of the dissolutions, custody was granted to the father (as compared with 5.3% in 2011), and in 14.6% it was shared (12.3% from the previous year), and in 0.6% it was granted to others institutions or relatives.

In 11.4% of marriage dissolutions, there was a compensatory allowance. **In 9 out of 10 cases, the compensatory allowance was paid by the husband.**

Regarding the person filing the application for dissolution marriage, in 48.0% of the cases it was presented by both spouses, in 29.6% by the wife and in 22.4% by the husband. This order of precedence was observed for both divorces and separations.

**Total annulments, separations and divorces by spouse with custody. Year 2012**



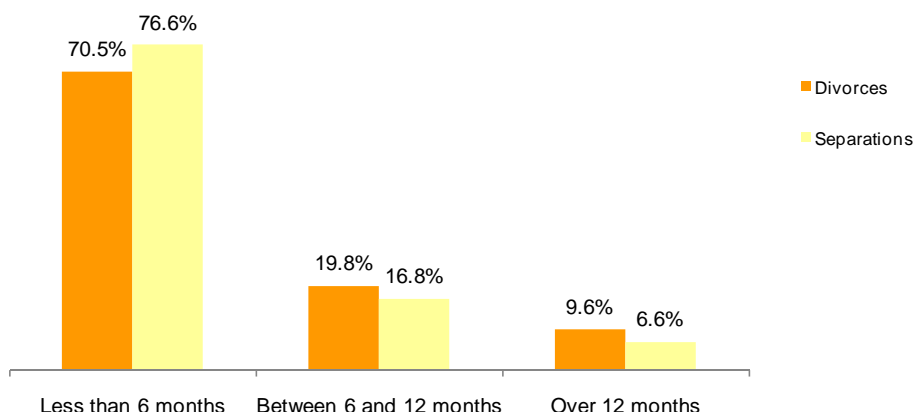
**Average duration of the dissolution processes**

70.6% of the divorce proceedings were resolved in less than six months (same as in 2011), while 9.6% of the cases took more than a year (9.2% in the previous year).

In separations, 76.6% were resolved in less than six months (same percentage as in 2011), while 6.6% took longer than a year (7.0% in the last year).

The average duration of the cases was 5.1 months (5.0 months in 2011). It was slightly lower in the separations (4.4 months) than in the divorces (5.2 months).

**Divorces and separations by duration of proceedings. Year 2012**



**Data by Autonomous Community**

The number of annulments, separations and divorces per 1,000 inhabitants in Spain was 2.4 in the year 2012.

By Autonomous Community, those that registered the highest rates per 1,000 inhabitants were Canarias (2.9) and Cataluña (2.7).

Conversely, the Autonomous Communities with the lowest rates were Castilla y León (1.7) and Extremadura (1.8).

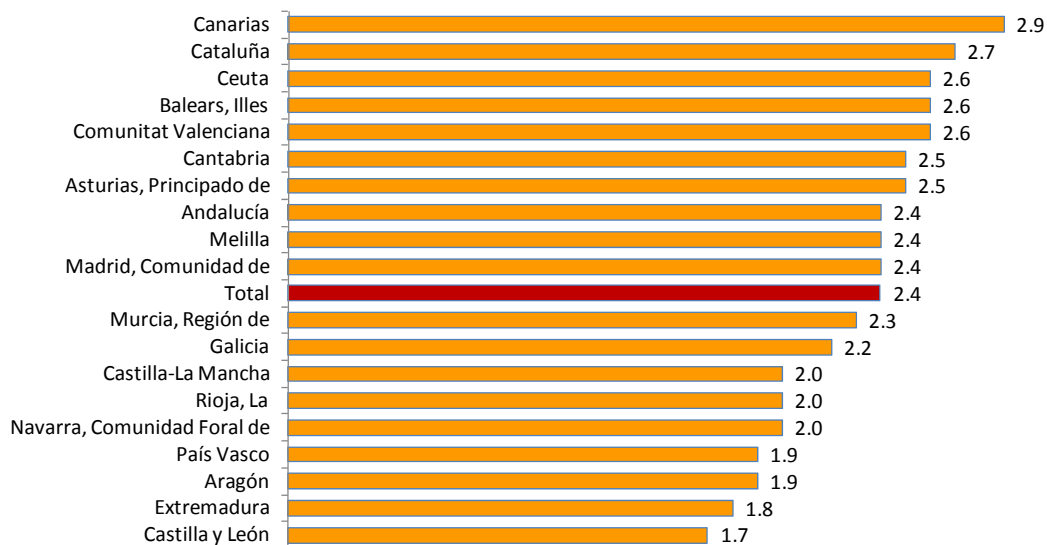
It should be pointed out that the location of annulments, separations and divorces in a specific Autonomous Community has been assigned based upon the location of the legal body that passes the sentence and not upon the place of residence or birth of the spouses.

## Annulments. Separations and Divorces by Autonomous City and Community

Absolute figures and rates per 1000 inhabitants  
Year 2012

	Annulments	Separations	Divorces	Total	Rates/ 1.000habitantes
Canarias	8	253	5,745	6,006	2.9
Cataluña	26	1,065	18,809	19,899	2.7
Ceuta	0	14	204	218	2.6
Balears. Illes	0	151	2,699	2,851	2.6
Comunitat Valenciana	21	707	12,105	12,834	2.6
Cantabria	0	91	1,379	1,470	2.5
Asturias. Principado de	6	169	2,480	2,656	2.5
Melilla	0	18	183	201	2.4
Madrid. Comunidad de	14	793	14,580	15,387	2.4
Andalucía	24	1,326	19,100	20,450	2.4
<b>Total</b>	<b>133</b>	<b>6,369</b>	<b>104,262</b>	<b>110,764</b>	<b>2.4</b>
Murcia. Región de	0	208	3174	3,383	2.3
Galicia	18	340.0	5,859	6,217	2.2
Castilla-La Mancha	0	249	4,009	4,258	2.0
Rioja. La	0	30	614	644	2.0
Navarra. Comunidad Foral de	3	68	1,185	1,256	2.0
País Vasco	7	242	3869	4,118	1.9
Aragón	3	154	2,335	2,493	1.9
Extremadura	1	177	1,836	2,015	1.8
Castilla y León	2	311	4,095	4,408	1.7

## Rates of annulments, separations and divorces by Autonomous City and Community. Year 2012



Rates per 1.000 inhabitants

## Methodological note

The Statistics on Annulments, Separations and Divorces are an annual statistical operation aimed at studying the annulment, separation and divorce processes presented at the judicial level, and they are compiled using the information regarding judgments provided by the legal bodies with jurisdiction over the subject. The statistics cover the entire country.

The purpose of these statistics is to ascertain the number of judgments on annulments, separations and divorces passed during the reference year.

Information is provided regarding some of the main socio-demographic features of the spouses involved (sex, age, nationality, number of children), about the type of separation or divorce (by mutual agreement or contested) and regarding other variables of social relevance associated with the legal process (maintenance and support, custody, duration of the procedure, etc.)

The Statistics on Annulments, Separations and Divorces are performed by the National Statistics Institute (INE) by virtue of the Agreement signed with the General Council of the Judiciary Branch (GCJB) of 14 of February 1995.

Since 2007, a continuous collection system of the statistical bulletins using online forms has been implemented via the Neutral Judicial Point platform, the services network that the GCJB makes available to users on its website.

The results are published annually. Results are disseminated on a national, Autonomous Community and provincial level.