

20 November 2015

Environmental Taxes Account
Base 2010. Accounting series 2010-2013

The environmental taxes stand at 19,220 million euros in 2013, that is, 17.6% more than in 2012

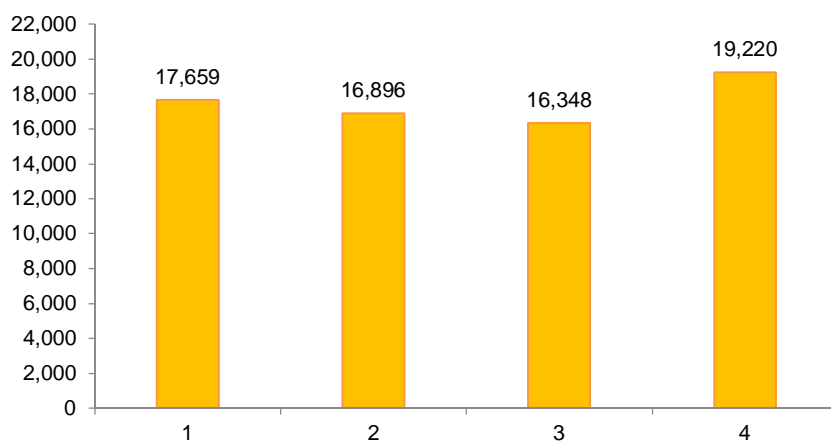
10,081 million euros of the environmental taxes are paid by households, that is, 8.0% more than in the previous year

In 2013, the environmental taxes increased to 19,220 million euros, indicating an increase of 17.6% as compared with the previous year.

In the 2010-2013 period, the environmental taxes registered an increase of 8.8%.

Total environmental taxes

Unit: million euros



Types of environmental taxes

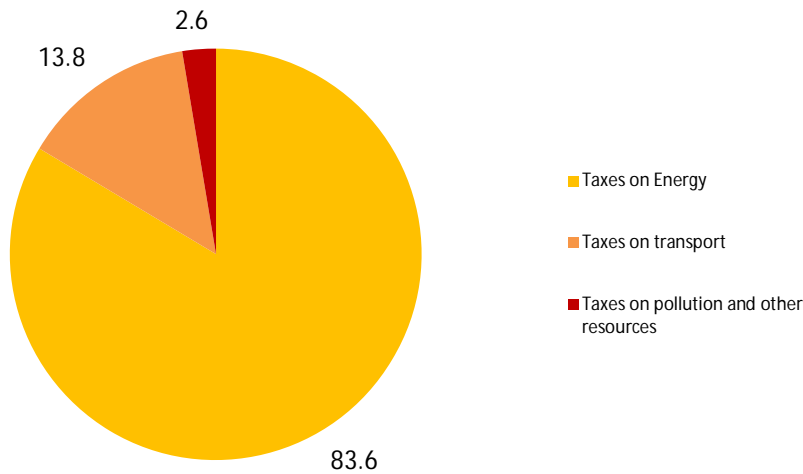
The environmental taxes are made up of taxes on energy, taxes on transport and taxes on pollution and resources.

Taxes on energy reached 16,064 million euros in 2013, representing 83.6% of the total.

In turn, taxes on transport increased to 2,662 million euros (13.8% of the total), whereas taxes on pollution and resources represented the remaining 2.6%.

Environmental taxes

Percentage of the total. Year 2013



Taxes on energy increased by 20.2% in 2013, as compared with the previous year. In turn, taxes on transport decreased 1.6%.

Within the 2010-2013 period, taxes on energy increased by 10.9%. In turn, taxes on transport decreased by 11.9%.

Environmental Taxes by type

Unit: million euros

	2013	% variation with respect to 2012	%variation with respect to 2010
Taxes on Energy	16,064	20.2	10.9
Taxes on transport	2,662	-1.6	-11.9
Taxes on pollution and other resources	494	75.2	222.9
TOTAL	19,220	17.6	8.8

Results by branch of activity and households

Households as final consumers paid 10,081 million euros in environmental taxes in 2013, that is, 8.0% more than in the previous year.

By branches of activity, the ones that paid more environmental taxes in 2013 were *Services* (5,355 million euros, that is 23.1% more than in 2012) and *Mining and quarrying industries, Manufacturing industries, and Supply of electrical energy, gas, steam and water* (3,356 million euros and a 44.2% increase).

Environmental taxes by branches of activity and households.

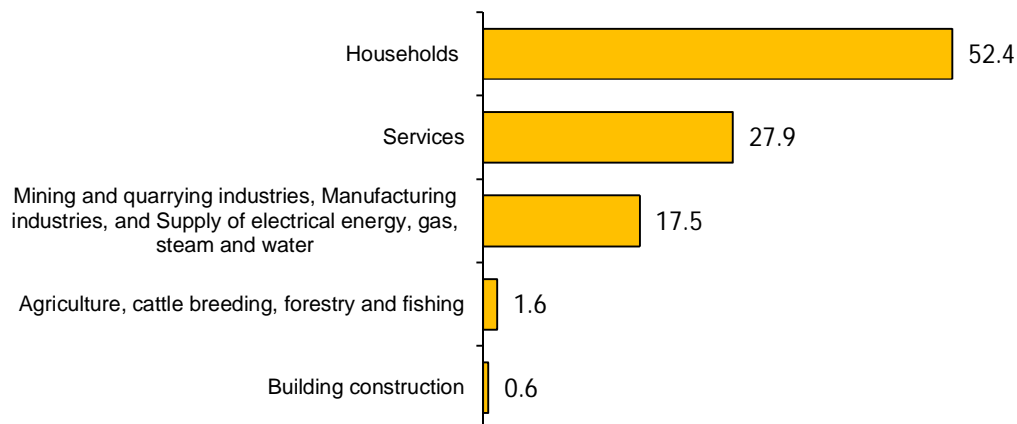
Unit: million euros

	2013	% over the total	% y-o-y variation 2013
Agriculture, cattle breeding, forestry and fishing	304	1.6	33.3
Mining and quarrying industries, Manufacturing industries, and Supply of electrical energy, gas, steam and water	3,356	17.5	44.2
Building construction	124	0.6	13.3
Services	5,355	27.9	23.1
Households	10,081	52.4	8.0
TOTAL	19,220	100.0	17.6

Households paid 52.4% of the total environmental taxes in 2013. They were followed by *Services* (27.9% of the total) and *Mining and quarrying industries, Manufacturing industries, and Supply of electrical energy, gas, steam and water* (17.5%).

Percentage distribution of environmental taxes by branches of activity and households.

Year 2013



Methodological note

The National Statistics Institute presents today the 2010-2013 period estimates for the Environmental Taxes Account in the new base 2010.

The **Environmental Accounts** (EA) are a synthesis statistical option with the general objective of integrating environmental information coherently in the central system of National Accounts, following the methodology of the United Nations' System of Integrated Environmental and Economic Accounting (UNSD 2008), which constitutes the conceptual framework of the EA.

[European Parliament and Council Regulation \(EU\) No. 691/2011, of 6 July 2011, regarding the European environmental accounts](#), constitutes the reference framework of common concepts, definitions, classifications and accounting norms intended for the compilation of the Environmental Accounts, and for the first time, includes a module for this account, to be transmitted annually.

The **Environmental Tax Account** presents the breakdown of environmental taxes, by branch of activity and households as final consumers sector.

The **Environmental Taxes** are defined as those whose taxable base consists of a physical unit (or the like) of some material that has a proven and specific negative impact on the environment. This includes taxes on energy, taxes on transport and taxes on pollution and other resources, excluding value added taxes.

Among the instruments of environmental policy, environmental taxes are considered to be environmentally effective, and economically efficient. On an international level, the use of economic instruments (energy taxation, taxes on resources, and intensive waste products and processes) is recommended to mitigate climate change and promote the sustainable use of resources.

The complete methodology of the account is published on the INE website <http://www.ine.es/en>.

For further information see [INEbase-www.ine.es/en](http://www.ine.es/en)/ All press releases at: www.ine.es/en/prensa/prensa_en.htm

Press Office: Telephone numbers: 91 583 93 63 / 94 08 – Fax: 91 583 90 87 - gprensa@ine.es

Information Area: Telephone number: 91 583 91 00 – Fax: 91 583 91 58 – www.ine.es/infoine/?L=1
