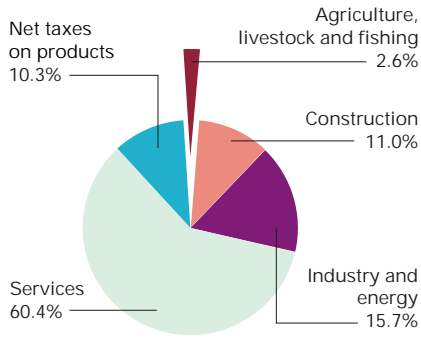




Agriculture, livestock and fishing

GDP components at current prices. 2007



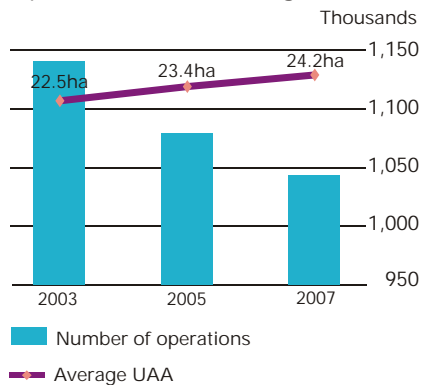
2.2 million hectares of olive groves

According to results from the latest Survey on the Structure of Agricultural Operations, taking place between 1 October 2006 and 30 September 2007, there were 1,043,907 agricultural operations in Spain, 3.3% less than in 2005, while the used agricultural area (UAA) increased 0.2% and reached 24.9 million hectares. Almost two-thirds of this amount were cultivated lands, and the rest were permanent pastures.

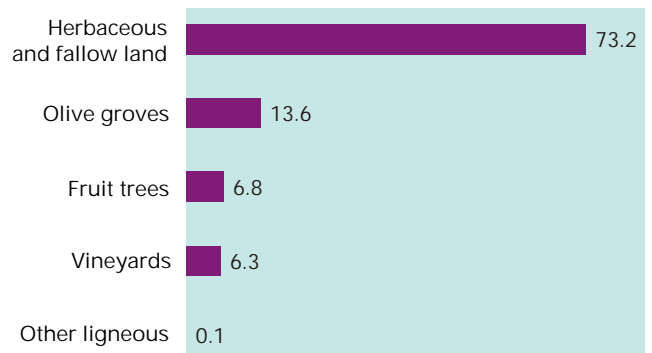
Worth noting was the 3.6% increase in the surface area of cultivated lands dedicated to olive groves, which reached 2.2 million hectares in 2007.

The average UAA per operation grew from 23.4 hectares in 2005 to 24.2 hectares in 2007. The highest figures were registered in Castilla y León (59.5 ha) and Aragón (49.2 ha). At the other end of the spectrum were Canarias (4.0 ha), Comunitat Valenciana (5.1 ha) and Galicia (8.5 ha).

Operations and average UAA



Cultivated lands. 2007 (%)



EU countries with the greatest used agricultural area. 2007

Country	Hectares	Number of operations
France	27,476,930	527,350
Spain	24,892,520	1,043,910
Germany	16,931,900	370,480
United Kingdom	16,130,490	299,830
Poland	15,477,190	2,390,960

Source: Eurostat

Livestock, above all, porcine

In Spain, the vast majority of livestock was porcine. By number of heads, 23.4 million were registered in 2007, accounting for 41.8% of the total in animal units, one point more than the previous survey.

The growth of ecological agriculture

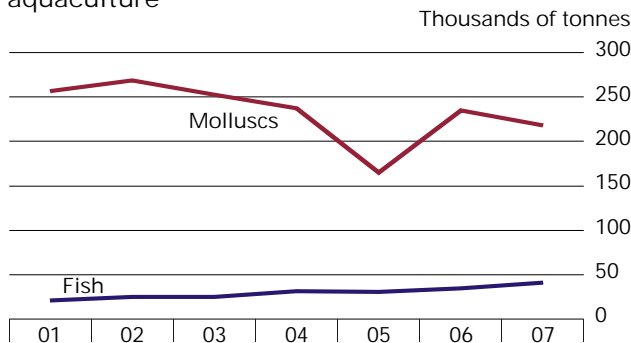
According to data from Eurostat, the total surface area dedicated to ecological agriculture (qualified area or area in a conversion period) was the second largest in the European Union, with more than 900,000 hectares in 2006.

Aquaculture production recovers

The fish production figures placed Spain at the head of the European Union countries, with more than one million tonnes collected in 2006. Aquaculture production (marine and freshwater continental) represented 28.5% of the total fish production, with the remainder corresponding to catches.

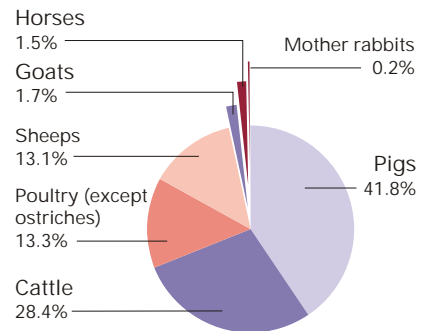
According to data from the Ministry of the Environment and Rural and Marine Affairs, aquaculture recovered in recent years, with a 32.7% increase as compared with the year 2005.

Production of molluscs and fish in marine aquaculture



Source: Ministry of the Environment and Rural and Marine Affairs

Animal units (AU)*. 2007



* Reference unit common to several categories of animals. Obtained by applying a coefficient to each species and type. 1 AU = 1 dairy cow. With the exception of beehives and ostriches, which are not converted to AU.

Ecological agriculture. 2006
Hectares

Italy	1,148,162
Spain	926,390
Germany	825,538
United Kingdom	604,571
France	552,824
Austria	361,817
Greece	302,264
Czech Republic	255,090
Sweden	225,431
Latvia*	175,109
Finland	144,667
Denmark	138,079
Hungary	122,765
Slovakia*	120,409
Romania	107,582
Lithuania	96,717
Estonia	72,886
Netherlands	48,425
Ireland	37,246
Belgium	29,308
Slovenia	26,831
Bulgaria	4,691
Cyprus	1,978
Malta	20
Luxembourg	:
Poland	:
Portugal	:

* Estimated data
: Data not available

Source: Eurostat