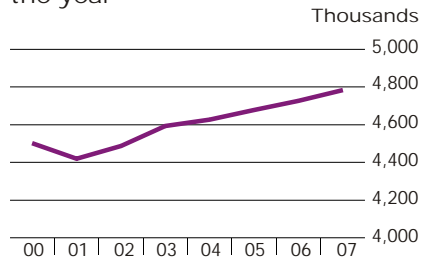
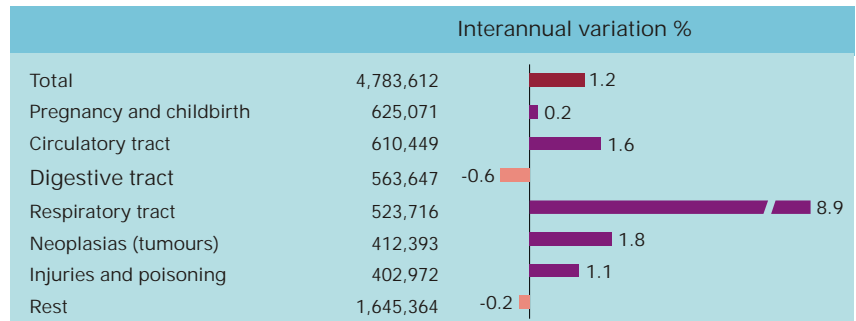




Hospital admissions during the year



Hospital admissions, by the main groups of illness 2007



Preventive practices and unhealthy habits. 2006
(%) Population 16 years of age and over

Exercises during free time	60.6
Eats a complete breakfast daily	14.0
Brushes teeth at least twice a day	65.3
Takes a blood pressure reading at some point in time	89.9
Smokes daily	26.4
Drinks alcoholic beverages habitually	48.4
Is overweight*	37.8
Is obese*	15.6

* Population 18 years of age and over

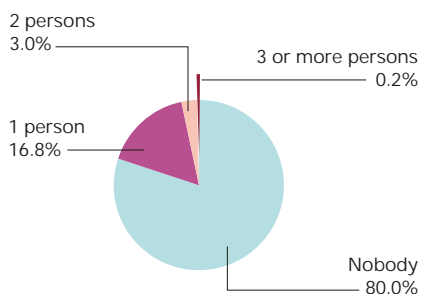
Pregnancy and childbirth, the main cause of hospitalisation

According to data from the Hospital Morbidity Survey, during the year 2007, almost 4.8 million hospital admissions were recorded with stays in Spanish hospitals.

Among females, the main cause of hospitalisation corresponded to pregnancy, childbirth and puerperium (24.4%); excluding this cause, 53.4% of the remaining admissions were of males. The most frequent illnesses affected the circulatory, digestive and respiratory tracts.

On the other hand, the National Health Survey of 2006 revealed that 7 in 10 Spaniards perceived their state of health to be good or very good, this figure decreasing to 34.3% among persons over 74 years of age.

Households, by the number of persons with disabilities. 2008



27.6% of the population 2 to 17 years of age is overweight or obese

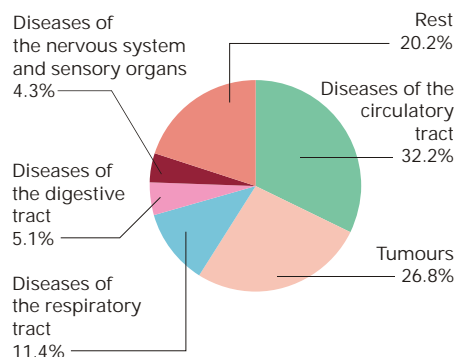
Health and disability

According to Disability, Independence and Dependency Situations Survey 2008, there were 3.8 million persons with some disability resident in households. There was at least one disabled person living in one in five households.

Deaths, according to main cause of death. 2007

	Total	Females (%)	Interannual variation % Total
Total illnesses	385,361	47.7	3.7
Ischaemic heart diseases	37,222	42.8	0.4
Cerebrovascular diseases	33,034	57.9	0.4
Cardiac failure	20,092	65.0	6.3
Bronchial and lung cancer	19,975	14.0	2.4
Chronic lower respiratory tract diseases	15,699	24.9	9.5

Causes of death*. 2007 (%)



* Based on the International Classification of Diseases

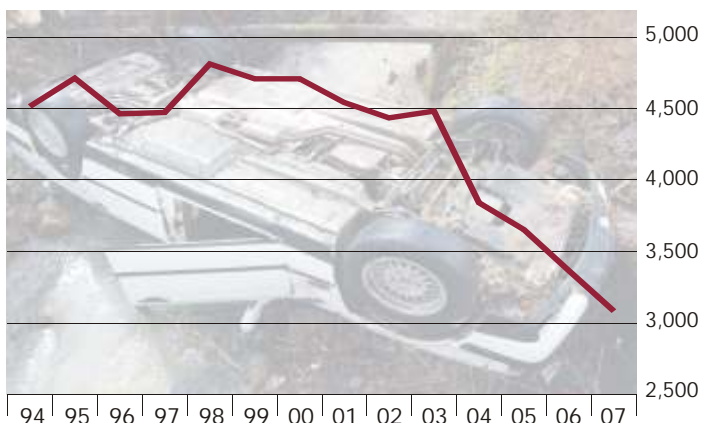
Traffic accidents take fewer victims

The Death Statistics According to Cause of Death registered a total of 385,361 deaths in 2007, of which 47.8% were female.

Cardiovascular diseases were the number one cause of death, accounting for 32.2% of the total. Tumours followed, causing 26.8% of the deaths.

Among the most frequent causes of death, the only cause that clearly decreased was traffic accidents, which caused 3,811 deaths (between urban and open highway areas), 8.0% less than the previous year.

Fatalities on the open highway



Source: Spanish Traffic Authority

Fatalities in transport accidents 2006

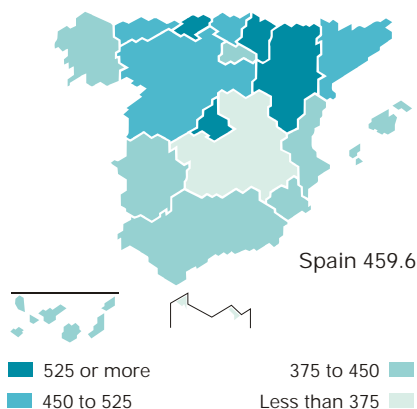
Per 100,000 inhabitants

Lithuania	25.3
Latvia	18.2
Estonia	17.0
Romania	15.1
Greece	14.8
Hungary	14.8
Slovakia	14.3
Slovenia	13.7
Poland	13.5
Bulgaria	13.0
Cyprus	10.8
Czech Republic	9.9
Italy	9.7
Portugal	9.6
Spain	9.5
EU-27 (p)	9.4
Luxembourg	8.4
Austria	8.2
France	7.7
Finland	7.7
Ireland	6.5
Germany	6.1
Sweden	5.3
Netherlands	4.5
Malta	2.5
Belgium	:
Denmark	:
United Kingdom	:

: Data not available
(p) Provisional data

Source: Eurostat

Doctors per 100,000 inhabitants 2007



Registered health professionals. 2007

	Total	Females %	Interannual variation % Total
Doctors	208,098	43.6	2.5
Odontologists and stomatologists	24,515	42.6	5.2
Pharmacists	61,300	70.2	1.2
Veterinarians	27,594	39.2	4.1
Chiropodists	4,909	53.5	7.8
Physiotherapists	28,720	67.7	9.0
Registered nurses	243,000	83.0	2.5

Hospital bed availability 2005

Beds per 100,000 inhabitants

Germany	846.4
Czech Republic	829.1
Lithuania	814.7
Hungary	786.2
Austria	770.9
Latvia	766.4
Belgium	744.8
Malta	742.5
France	733.4
Finland	704.2
Slovakia	677.3
Romania	661.8
Poland	652.2
Bulgaria	642.9
EU-27	590.4
Luxembourg	583.4
Estonia	548.4
Ireland	546.3
Slovenia	483.9
Greece	473.8
Netherlands	437.9
Italy	400.9
United Kingdom	388.7
Cyprus	380.0
Denmark	370.7
Spain	338.9
Sweden	292.6
Portugal	:

8 in 10 nurses are women

According to the Registered Health Professionals Statistics, in 2007, there were a total of 598,136 professionals. 40.6% of the total were registered nurses. They were followed by doctors, with 34.8%.

The greatest proportion of women in the health professional collectives was in registered nurses (83.0%) and among pharmacists (70.2%).

The rate of registered doctors stood at 459.6 per 100,000 inhabitants. The highest figure was registered in Aragón, with 590.9.

Hospital services and dependency

In 2006, according to data from the Ministry of Health and Consumption, the public hospital network had 66.0% of the total beds installed in hospitals, as well as 78.0% of the incubators, 62.8% of the operating theatres and 61.6% of the delivery rooms.

Hospitals and attendance data, by functional dependency. 2006

	Public	Private
Hospitals	289	457
Available beds	96,108	50,094
Caused stays	28,765,377	14,141,117
Accident and Emergency	18,264,464	7,035,980
Surgical acts	2,608,651	1,707,705

: Data not available

Source: Eurostat

Source: Ministry of Health and Consumption