

Proxy responses to subjective questions: the influence on the results of the health expectancy indicator

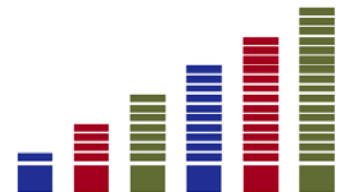
Speed session 4

1 June 2016

Darja Lavtar, Metka Zaletel, Ajda Rogelj
National Institute of Public Health (NIJZ),
Ljubljana, Slovenia
darja.lavtar@nijz.si

Proxy reporting

- “Proxy reports are used in surveys as an alternative to interviewing all individual sampled unit members, when attempting to obtain individual reports is neither reasonable nor practical.” (Mathiowetz, 2010)
- Hendershot (2003): “If proxy reporting is more prevalent for sample persons with severe disabilities, and if proxies tend to underreport disability, survey response patterns may be biased toward underreporting of severe disability”.
- One of the assumptions about the nature of proxy and not proxy responses (Swamy, 1994): there is a good communication between family members and that proxy respondents can indeed provide accurate information about target respondents’ physical and emotional well-being.



Slovenian SILC data and GALI question

- **Statistics on Income and Living Conditions (SILC)**, yearly implemented by SORS
- SILC data for years 2008-2014, with a focus on a year **2011**.
- Info about the SILC implementation:
 - GALI question is placed as the 3rd of the health questions.
 - Proxy is allowed at health questions.
 - CAPI interviews are done in the first interview – that is in the first wave, the person is selected in the sample. Consecutive interviews in the following years are mostly done by CATI (if the telephone number of the respondent is available).
- **GALI question:**

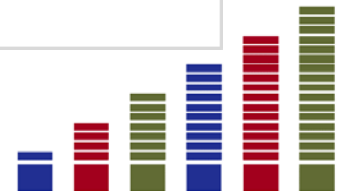
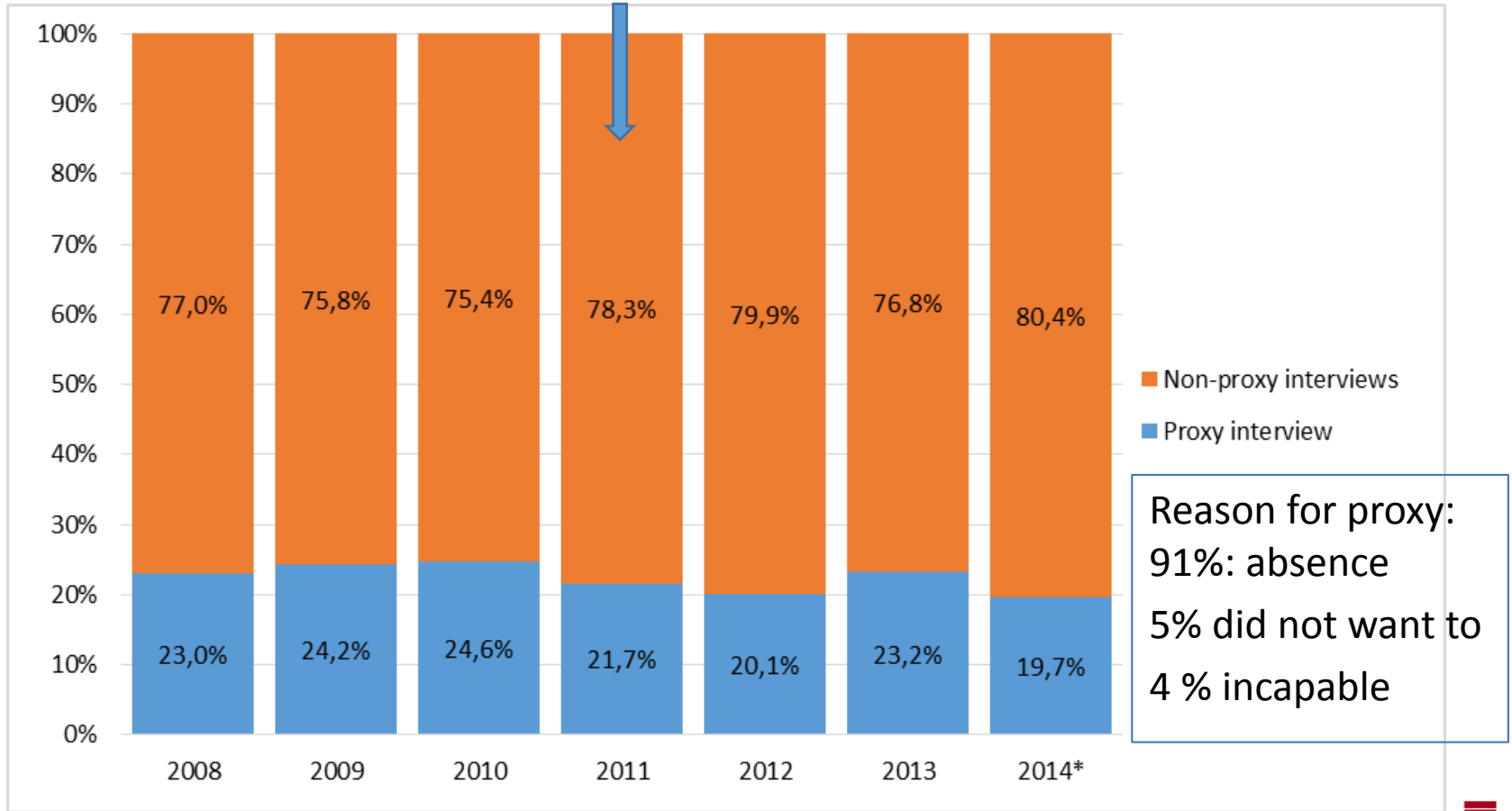
For at least the past 6 months, to what extent have you been limited because of a health problem in activities people usually do? Would you say you have been...

 1. Severely limited
 2. Limited but not severely,
 - or 3. Not limited at all?
- **Limitations of analysis:** The information about the person selected in the sample (target respondent) is available. The information about other members of the household (proxy person is one of them) is limited. That means that in the case a proxy provides the answers we have the information about the selected person, not about the proxy.



Proxy interviews over the years

CATI: 2/3 vs CAPI: 1/3



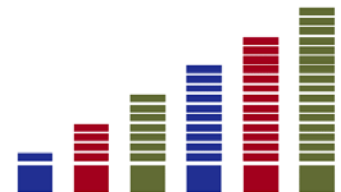
Proxy respondents answer for...

- More proxy answers are given for:
 - men,
 - younger age groups,
 - people who attained upper secondary education,
 - employed,
 - partners and children.
- Relationship of proxy to the selected person:

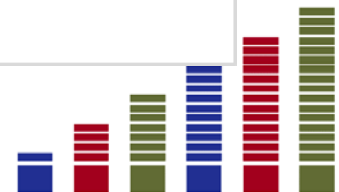
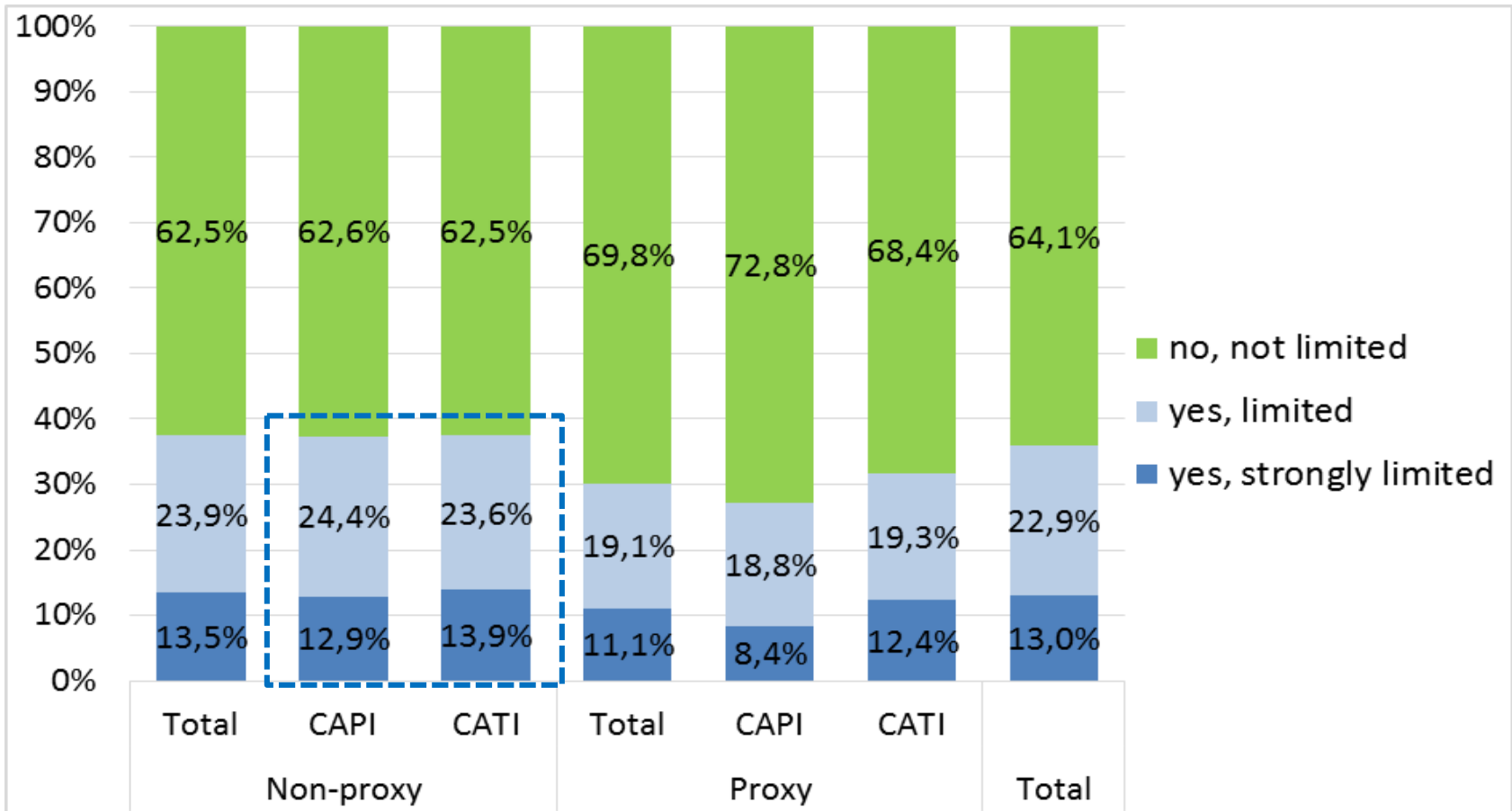
Father	11,5%
Mother	33,2%
Partner	41,4%
Other	13,9%



Among partners there are the most proxy reports for men (75,2%) and age groups over 36 years of age.



Activity limitations / mode of interview / proxy - non-proxy answers



If only non-proxy responses counted

	Total	Non-proxy*
Strongly limited	13,0%	12,6%
Limited	22,9%	22,6%
Not limited	64,1%	64,8%

*SORS calculated **special weights** that only take in account the non-proxy reports.

The impact of proxies on total prevalence of activity limitation is not that big because of: not too many proxies and there are more proxies participating in the survey and answering in the name of men (for whom women answer) and their answers are more consistent with the men's.

