

Mapping potential administrative data for statistics purposes – Statistics Portugal approach within Public Administration

Session 4 - Administrative Data: Cross-Cutting Issues/ 01/06/2016

Maria João Zilhão

Director of Planning, Control and Quality Unit

mjoaozilhao@ine.pt

Magda Ribeiro

Statistician

Planning, Control and Quality Unit

magda.ribeiro@ine.pt

Paulo Saraiva

Director of the Data Collection

Department

paulo.saraiva@ine.pt



Framework for accessing administrative data for Statistical purposes

National framework

The Portuguese National Statistical
System Law
(22/2008, 13th may)

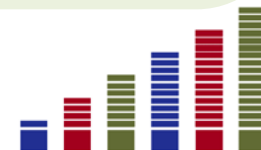
General Guidelines for Official Statistics
for the Portuguese National Statistical
System for 2013-2017

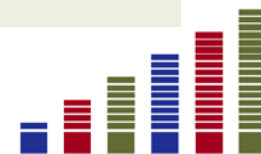
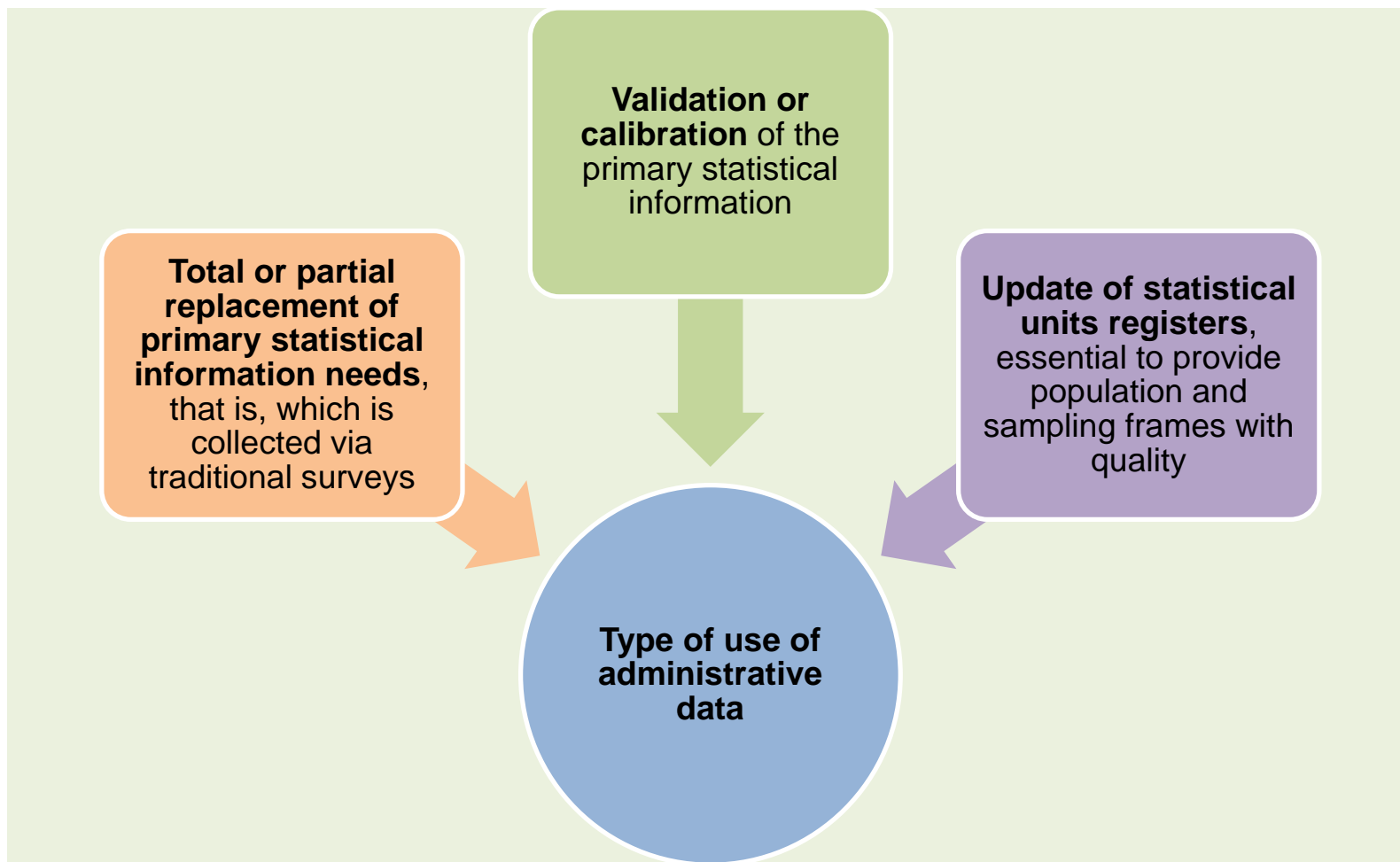
European framework

European Statistics Code of Practice
P8 - Appropriate Statistical Procedures
and P10 - Cost Effectiveness

Regulation n.º 223/2009
(Nº 759/2015, de 29th April)

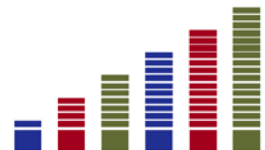
Peer Review exercise (2015):
Recommendations 3 and 4





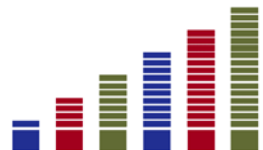
constraints on its access ... big challenge for SP

- Certain areas/domains **have legal specific rules for access to data that are not consistent with legislation that allows access to administrative sources by statistical authorities.**
- Lack of **understanding of the utility to society and cooperation of entities owners**
- **Poor quality of administrative data produced (in some cases).**
- Lack of an **institutional procedure to monitor the progress of legal acts involving the process of the creation of administrative data.**
- Lack of an **effective mechanism for ensuring the respect for the rights of the statistical authorities in the field of administrative data usage.**



Weaknesses in the administrative data appropriation

- **Coverage and timeliness of administrative data not compatible** with the European Regulation requirements of statistical data production.
- **Confidentiality** of data is very often an excuse/reason to not give administrative data to SP.
- **Simplification, modification and/or elimination of administrative acts done unilaterally.**



Critical factors

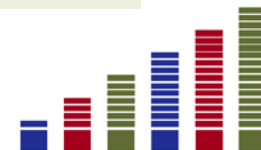
The **adequacy of concepts, classifications, nomenclatures and variables** of administrative data in what concerns statistical compilation needs

The **quality** of the administrative data itself

The **access conditions and terms of transmission** of administrative data

The **stability** of the administrative source and its contents

The operational **capacity of the statistical authority in the management and storage** of a specific administrative data, namely in huge data bases



Feasibility studies

on yearly basis and per domains
level

Studies on a bilateral basis

- SP and the other entities

Ad hoc activities are in line
with the National Strategy
and are part of the Annual
Activity Plan / also make part
of indicators of our
Responsibility and
Assessment Framework
(QUAR).

IT platform *Inventory of Administrative Sources* (IFA)

Developed to make an
**inventory of potential
administrative sources** for
statistical purposes, **within a
specific entity**

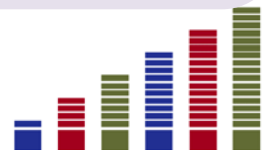
This platform was developed
by SP

Mapping exercise

Within all statistical activities
(Annual activities Plan)

Analysis of the potentialities
of administrative data in
public administration

**Identification of
unexplored administrative
data sources**



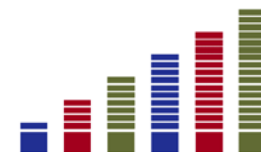
QUAR

- **Responsibility and Assessment Framework (QUAR)**

- Is an integrated approach in defining and assessing the annual main objectives and the indicators that are related to them at organizational level
- A global approach for assessing annual performance, dully aligned with the Strategic Objectives, whose results are used for measuring organization Excellency amongst other organizations in Public Administration

Feasibility studies (e.g.)

- Administrative data use from the **Municipalities for the Indicators System of Urban Operations**
- Increasing of use of administrative data **from entities of the Ministries of Agriculture and Economy**
- Feasibility study on the use of administrative data **from entities related to public transport system**
- Administrative data use sources to enhance **statistics on internal migrations within the resident population estimates**
- Administrative data sources in the **new census model for 2021**



2006/2007 - Simplifying and modernizing the administration in order to make life easier for enterprises and citizens

- **Four national public entities were involved:** Ministry of Finance, Ministry of Justice, Statistics Portugal and the Portuguese Central Bank

- **2015 – The Ministry of Economy**

- System where enterprises can present at the same time their accounting data for fiscal, statistical and annual accounting register in a single moment, using electronic means

- Acquire administrative data while simultaneously complying with **four** legal obligations

- All data is received in electronic format and it covers all the enterprises

Simplified Business Information (IES)

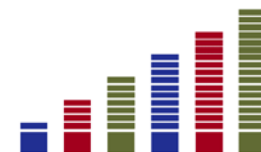

- The whole business production system was reengineered

- **SIMPLEX + 2016** (modernisation and simplification of public administration /actions) - includes simplified filling of IES in 2017

- **IES represents a giant leap** forward towards the improvement of the coverage, coherence, punctuality, timeliness, comparability and accuracy of business statistics



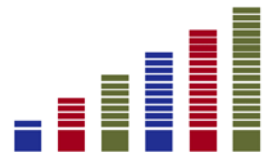
2015



Mapping exercise

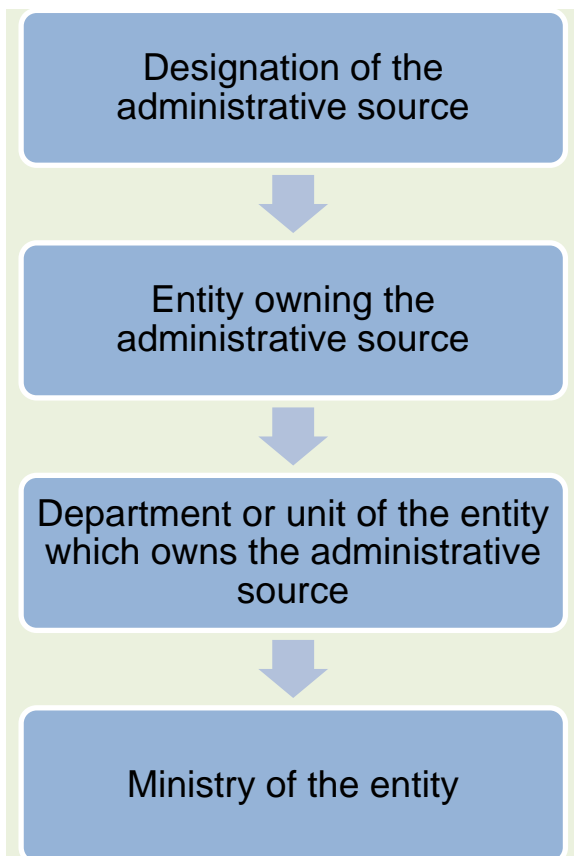
Allowing SP to better systematize the potentialities of administrative data at the level of the statistical activities, independently on its type of usage

Showing to Public Administration Entities, the potentialities of the use of the information they own for statistical purposes

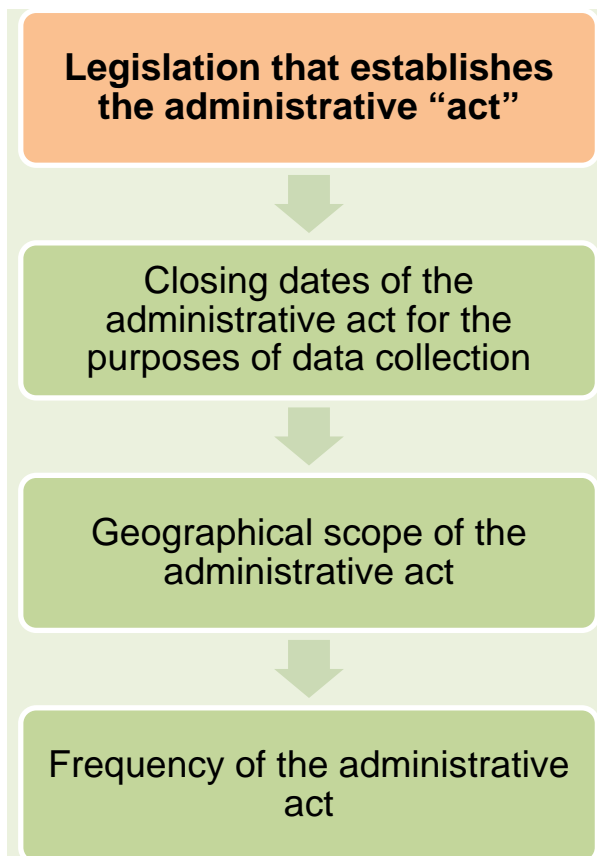


Mapping exercise process

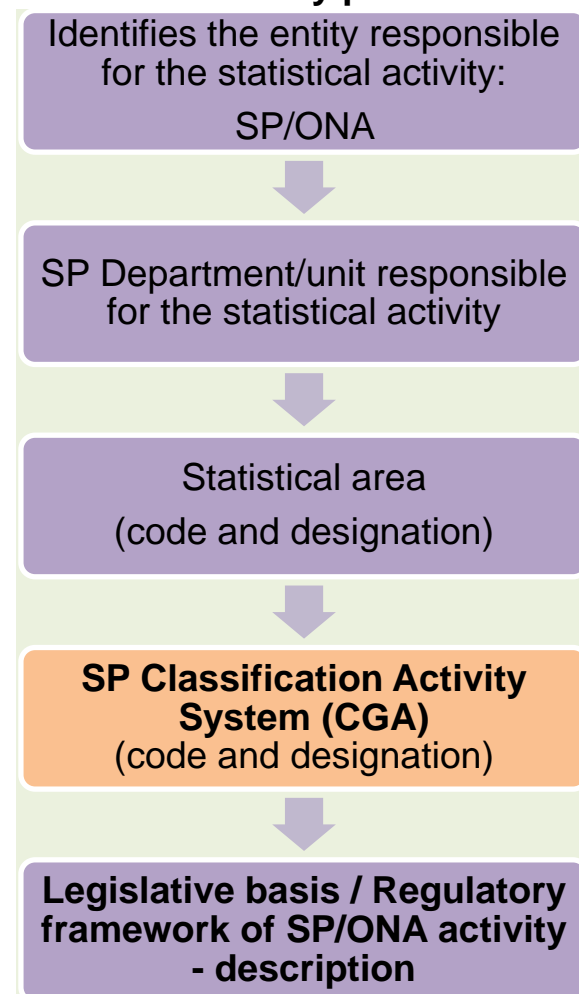
Identification of the administrative source



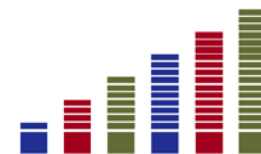
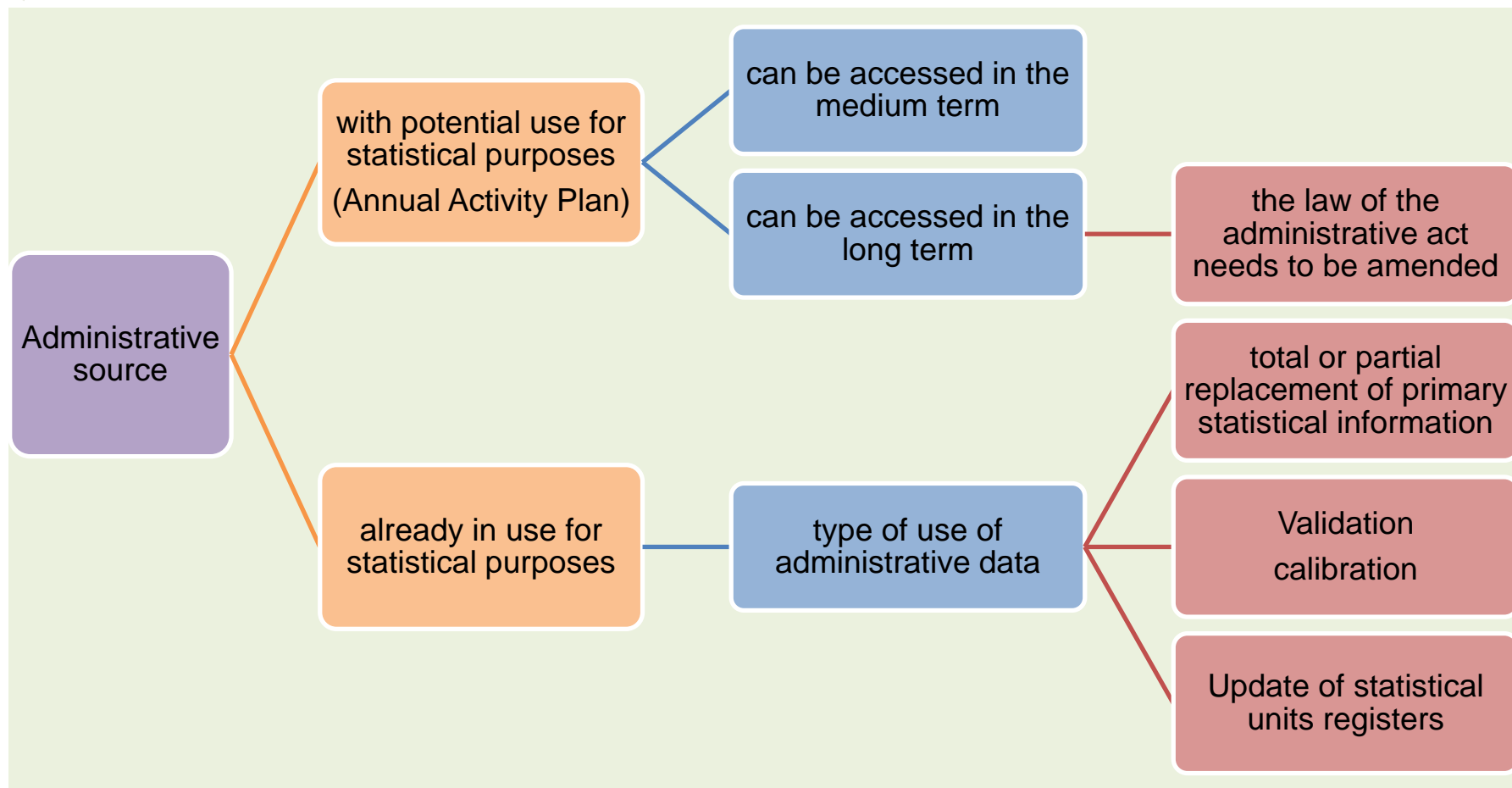
General characteristics of the administrative “act”

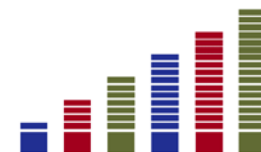
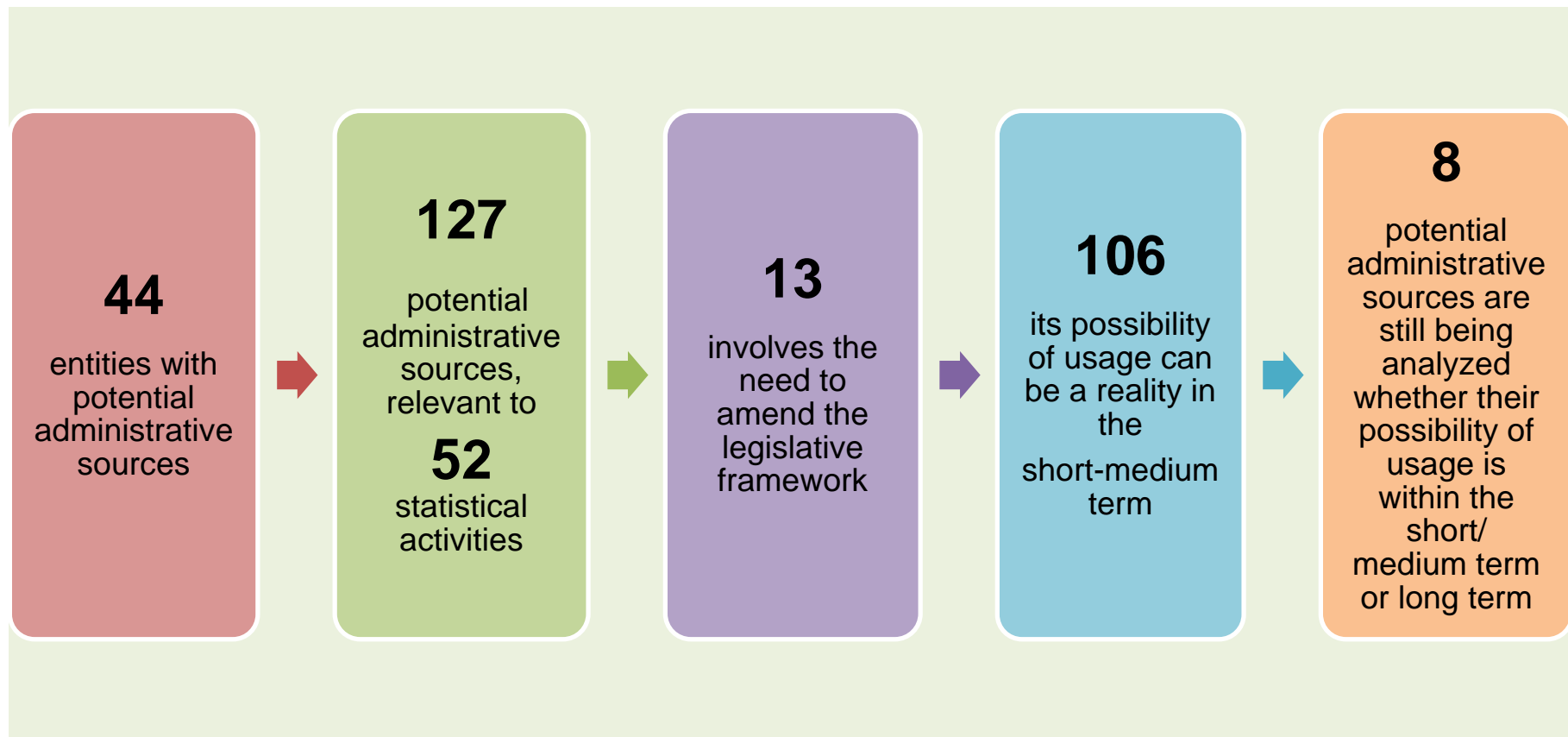


Linkage: Administrative source and the statistical activities – activity plan



Administrative data with potential use (or already in use)





Administrative data appropriation process Some Guidelines

Identify the legal changes to be made so that it becomes feasible to use the result of the mapping exercise

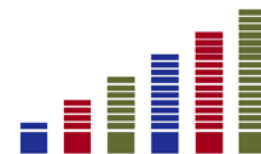
Identify the requirements for the use of data from administrative sources

Continue with the inventory studies of administrative sources

Continue the development of protocols with entities owning administrative sources

Participate in the design process / review of administrative acts

Enhance the catalog of administrative sources/data



Thank you!

Mapping potential administrative data for statistics purposes – Statistics Portugal approach within Public Administration

Maria João Zilhão
Magda Ribeiro
Paulo Saraiva

