

Framework Regulation Costs: Businesses' Perspective

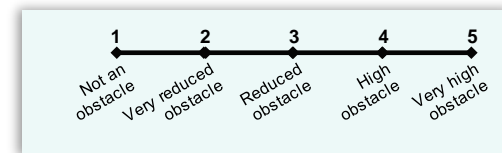
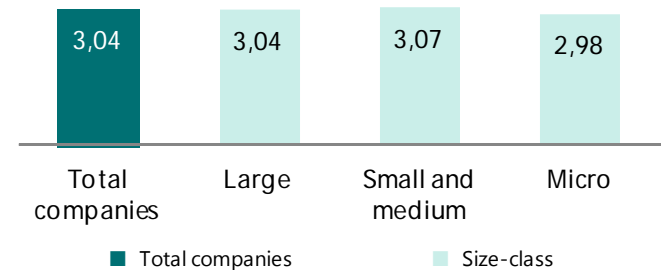
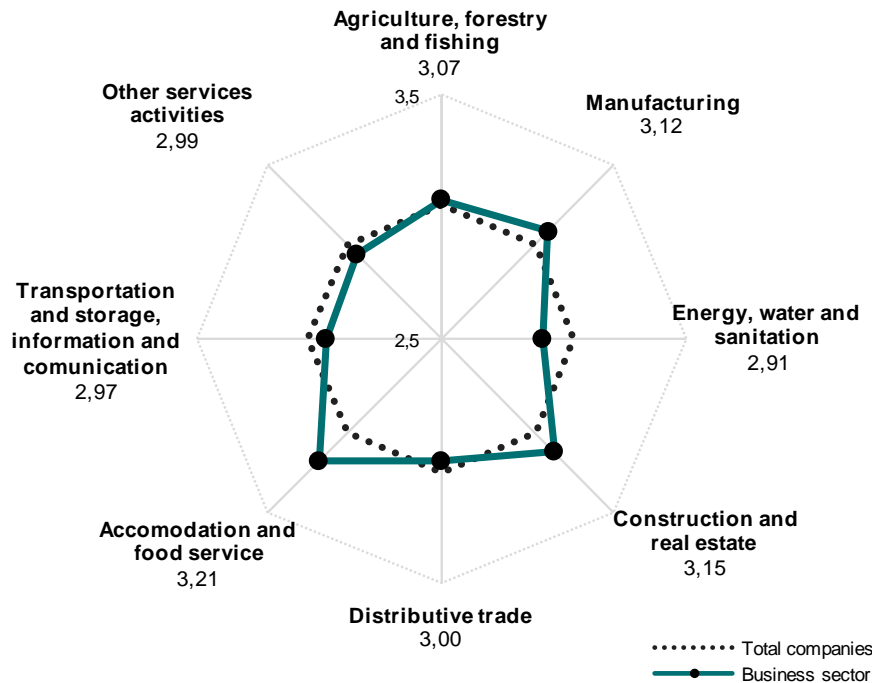
Speed Talk
Session 2
1 June 2016

P. Bordelo; P. Braz; S. Rodrigues; A. Sousa
Statistics Portugal, Lisbon, Portugal

paula.bordelo@ine.pt;
paulo.coutinho.braz@gmail.com;
sofia.rodrigues@ine.pt; andre.sousa@ine.pt

Framework Regulation Costs: Businesses' Perspective

Fig. 1 - Global costs of context indicator by size-class and business sector

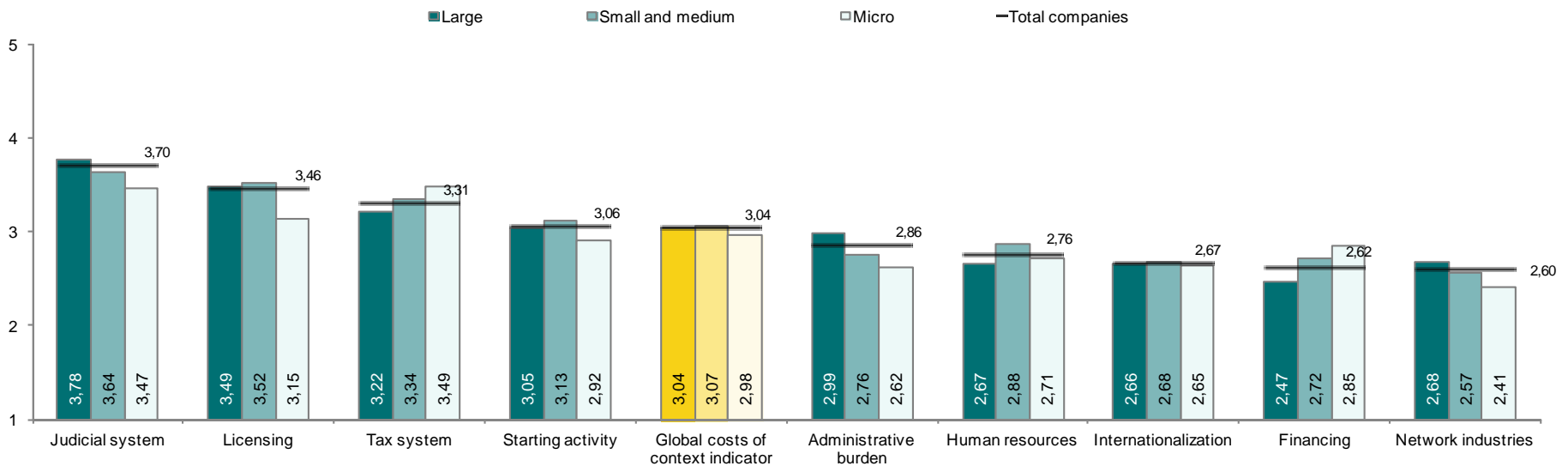


Source: Statistics Portugal, Framework Regulation Costs Survey

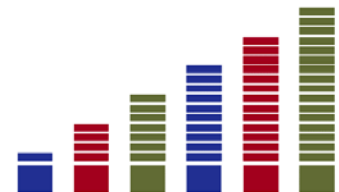


Framework Regulation Costs: Businesses' Perspective

Fig. 2 - Obstacle indicator by cost domains and enterprise size-class



Source: Statistics Portugal, Framework Regulation Costs Survey



Framework Regulation Costs: Businesses' Perspective

Fig. 3 - Judicial system obstacles by components

Total companies	Not an obstacle	Very reduced obstacle	Reduced obstacle	High obstacle	Very high obstacle	Do not know / Do not answer	Not applicable	Obstacle indicator ^{a)}
Commercial disputes	6,0%	4,2%	14,5%	28,0%	21,2%	8,7%	17,4%	3,73
Legislation complexity	6,4%	4,8%	17,9%	32,2%	13,6%	8,7%	16,4%	3,56
Legislation stability	6,8%	5,5%	19,3%	23,0%	19,2%	9,6%	16,8%	3,57
Judicial proceedings length	5,1%	3,0%	8,2%	23,7%	33,5%	8,3%	18,2%	4,05
Costs	5,8%	3,7%	12,4%	33,0%	18,4%	8,3%	18,3%	3,74
Labour disputes	6,7%	4,9%	17,5%	26,9%	13,4%	9,0%	21,6%	3,51
Legislation complexity	6,9%	5,7%	17,4%	30,9%	11,0%	8,3%	19,8%	3,47
Legislation stability	7,4%	5,9%	16,5%	28,8%	12,5%	8,9%	20,2%	3,47
Judicial proceedings length	5,9%	3,9%	18,0%	23,0%	16,5%	9,5%	23,2%	3,60
Costs	6,7%	4,2%	18,1%	24,8%	13,5%	9,4%	23,2%	3,51
Tax disputes	5,9%	4,1%	10,2%	23,1%	27,1%	9,5%	20,0%	3,87
Legislation complexity	5,9%	4,6%	10,7%	25,5%	26,8%	8,7%	17,7%	3,85
Legislation stability	6,6%	4,6%	11,1%	21,6%	28,8%	9,2%	18,1%	3,84
Judicial proceedings length	5,3%	3,4%	7,8%	19,7%	31,6%	10,0%	22,0%	4,01
Costs	5,8%	4,0%	11,0%	25,7%	21,2%	10,1%	22,2%	3,78
Total	6,2%	4,4%	14,0%	26,0%	20,6%	9,1%	19,7%	3,70
Legislation complexity	6,4%	5,0%	15,4%	29,5%	17,1%	8,6%	18,0%	3,63
Legislation stability	6,9%	5,3%	15,6%	24,4%	20,1%	9,2%	18,3%	3,63
Judicial proceedings length	5,5%	3,4%	11,4%	22,1%	27,2%	9,3%	21,1%	3,89
Costs	6,1%	4,0%	13,9%	27,8%	17,7%	9,3%	21,3%	3,68

^{a)} From 1 (Not an obstacle) to 5 (Very high obstacle)

Source: Statistics Portugal, Framework Regulation Costs Survey



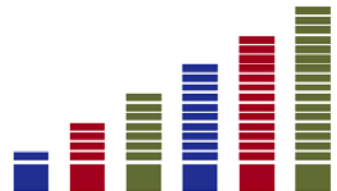
Framework Regulation Costs: Businesses' Perspective

Further developments – micro data linking exercise

Bivariate analysis with Survey results and business statistics information

Main goal:

characterize the profile of the companies, taking into account their perception of the framework regulations costs.



Framework Regulation Costs: Businesses' Perspective

Thank you for your
attention!

