



## Education and culture

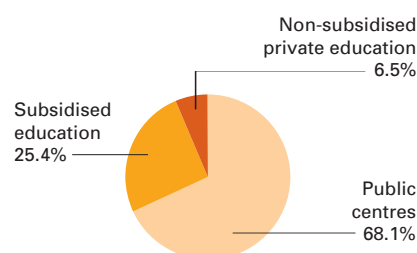
### Forecast of the number of students in the non-university General Education System. 2012-2013 Academic year

|                                  | Number of students | Interannual variation % Students |
|----------------------------------|--------------------|----------------------------------|
| <b>Total<sup>1</sup></b>         | <b>8,050,654</b>   | <b>1.7</b>                       |
| Preschool Education <sup>2</sup> | 1,953,353          | 2.1                              |
| Primary Education                | 2,831,901          | 1.3                              |
| Obligatory Secondary Education   | 1,810,626          | 1.0                              |
| Post-secondary Education         | 697,605            | 1.8                              |
| Vocational Training              | 639,887            | 4.2                              |

1.- This also includes Special Education and Initial Professional Qualification Programmes.  
2.- Student body schooled in centres authorised by the educational administrations.

Source: Ministry of Education, Culture and Sport

### Distribution of the student body in Non-university education 2011-2012 Academic year



Source: Ministry of Education, Culture and Sport

### The early school leaving figures improve

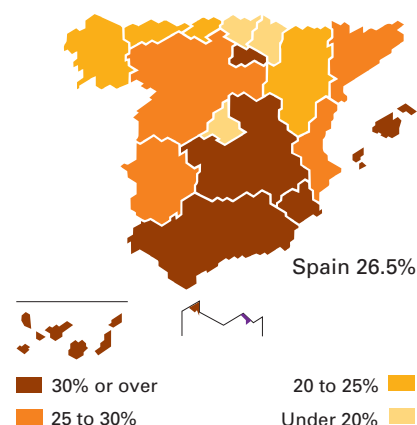
Spain was one of the EU countries with the highest early school leaving rates. In 2011, 26.5% of the population aged 18 to 24 years old had not finished the second stage of secondary education, and did not undertake any type of education or training. This figure was almost two points lower than the one registered the previous year.

### More women than men in the entrance examinations

A total of 278,818 students took the University Entrance Exams (UEE) in 2012, with a 2.8% increase, as compared with 2011. 55.3% of those who took it were women.

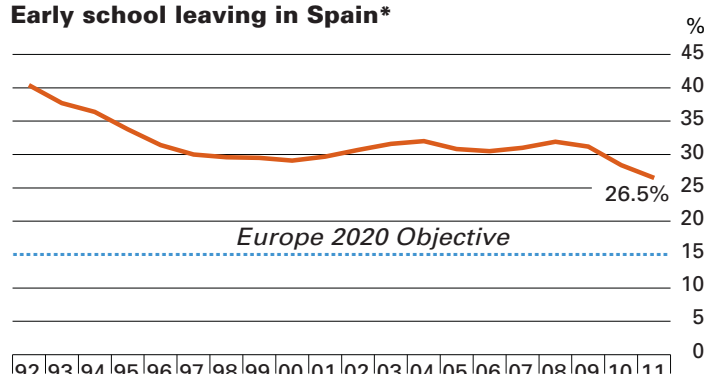
The percentage of passing marks reached 84.6%, and was similar between the sexes.

### Early school leaving\*. 2011



Source: Ministry of Education, Culture and Sport

### Early school leaving in Spain\*

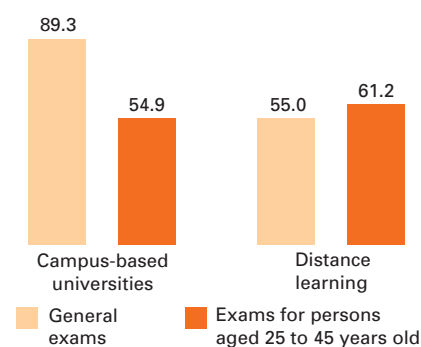


\* % of the population aged 18 to 24 years old that had not completed the second stage of Secondary Education, and did not undertake any type of education or training.

Source: Eurostat

### University Entrance Exams 2012

% of passing marks, according to modality and type of exam



### Survey on the Involvement of the Adult Population in Learning Activities (AES). 2011

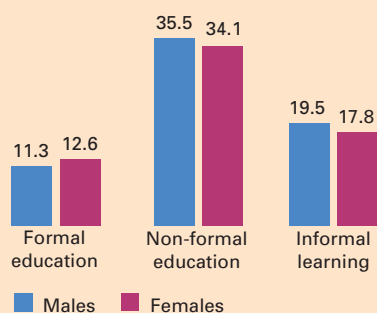
Four out of 10 persons aged 18 to 65 years old (12.3 million persons) undertook some type of training activity in the last year, according to the results of the Survey on the Involvement of the Adult Population in Learning Activities (AES) for the year 2011.

11.9% (3.6 million) students participated in formal education, and 34.8% (10.4 million) of the persons aged 18 to 65 years old participated in non-formal education. Moreover, 34.6% of the persons who undertook some training activity did so for work-related reasons.

76.9% of the persons who undertook work-related non-formal education activities did so mainly during paid working hours, and 78.6% of persons undertook these activities paid by the employer.

On the other hand, more than 5.5 million adults (18.7%) tried to acquire knowledge on their own.

#### Persons aged 18 to 65 years old who were involved in education and learning activities. 2011 (%)



### Student body enrolled in University Education<sup>1</sup>. 2010-2011 Academic year

|                                 | Number of students | Interannual variation % Students |
|---------------------------------|--------------------|----------------------------------|
| <b>Total</b>                    | <b>1,455,885</b>   | <b>3.1</b>                       |
| First-cycle studies             | 331,452            | -31.6                            |
| First- and second-cycle studies | 556,448            | -21.6                            |
| Joint studies <sup>2</sup>      | 17,329             | -14.6                            |
| Degree studies                  | 550,656            | 178.5                            |

1. Except Master's and doctoral studies.

2. Studies leading to the attainment of two official qualifications.

### Degree studies gain ground

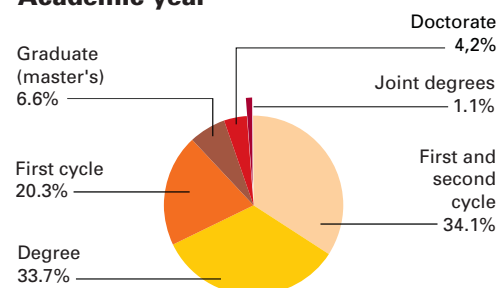
During the 2010-2011 academic year, 1,455,885 students enrolled in first- and second-cycle university studies, which was 3.1% more than the number recorded for the previous academic year. 53.9% of the total were women.

In the third year of implementation of the degree studies, there were 550,656 students enrolled in 2,737 studies.

### Good figures in tertiary education

40.6% of the Spanish population aged 30 to 34 years old had completed university studies by 2011, this figure being six points above the average of the European Union, according to data from Eurostat.

#### Student body enrolled at university, according to type of studies. 2010-11 Academic year



### Books and leaflets, according to subject. 2012

Number of titles published in Spain

|                        |               | % of the total |
|------------------------|---------------|----------------|
| <b>Total</b>           | <b>69,668</b> | <b>100.0</b>   |
| Literature             | 21,684        | 31.1           |
| Social Sciences        | 11,910        | 17.1           |
| Applied Sciences       | 10,863        | 15.6           |
| Arts                   | 6,457         | 9.3            |
| Geography and History  | 4,986         | 7.2            |
| Pure Sciences          | 3,786         | 5.4            |
| Philosophy, Psychology | 3,385         | 4.9            |
| Religion, Theology     | 2,445         | 3.5            |
| General Interest       | 2,224         | 3.2            |
| Philology              | 1,928         | 2.8            |

### Literature is published the most

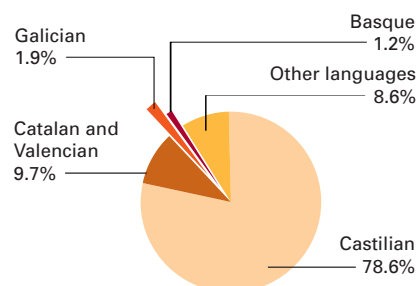
The Publishing Production Statistics registered the titles published in Spain as of 2012. This year, there were 69,668 titles published. 60,219 of them were books and 9,449 were leaflets. Castilian was the predominant language, accounting for 78.6% of the total. Three out of ten publications corresponded to literature.

### Reading in Spain, according to the surveys

According to data from the 2010-2011 Survey of Cultural Habits and Practices, 58.7% of the population read at least one book a year.

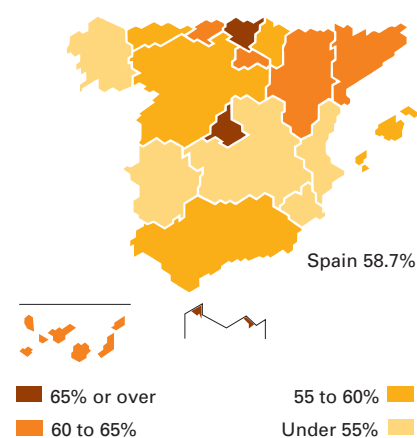
For the first time, this survey conducted by the Ministry of Education, Culture and Sport studied the format of the book used in reading. 58.3% of the population read printed books last year, while 6.5% read digital books. 4.1% of the population stated that they read books directly online.

### Titles, according to language of publication. 2012



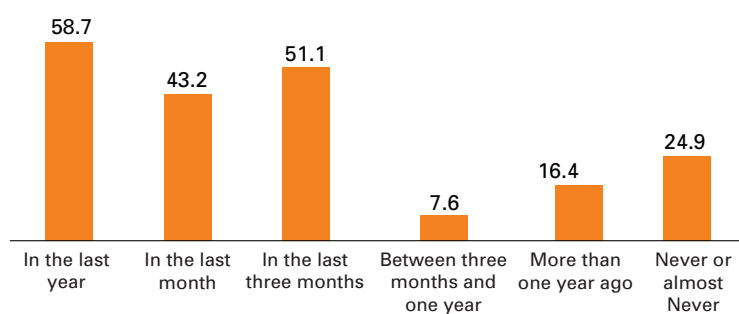
### Persons who have read books in the last year. 2010-2011

(% of the population)



Source: Ministry of Education, Culture and Sport

### Persons, according to reading books. 2010-2011 (%)

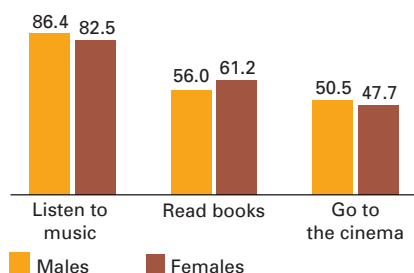


Source: Ministry of Education, Culture and Sport



### Most frequent cultural activities 2010-2011

% of the population\*



\* Persons who carried out certain cultural activities in the last year.

Source: Ministry of Education, Culture and Sport

### Cinematographic projection room activity. 2011

|                            |        | Interannual variation% |
|----------------------------|--------|------------------------|
| Number of cinemas          | 876    | 1.9                    |
| Number of projection rooms | 4,044  | -0.9                   |
| Films screened             | 1,506  | -3.2                   |
| Box office (million euros) | 635.85 | -4.0                   |
| Spanish films              | 99.14  | 23.5                   |
| Foreign films              | 536.71 | -7.8                   |
| Cinema-goers (millions)    | 98.34  | -3.2                   |
| Spanish films              | 15.52  | 20.0                   |
| Foreign films              | 82.82  | -6.6                   |

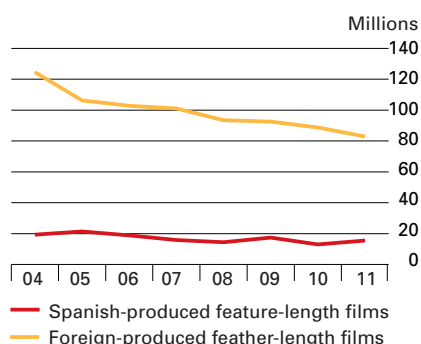
Source: Ministry of Education, Culture and Sport

### Spanish cinema regains market quota

The cinema was the cultural activity with the most persons participating, according to data from the 2010-2011 Survey of Cultural Habits and Practices conducted by the Ministry of Education, Culture and Sport, with annual attendance rates of 49.1%.

In 2011, increases of 23.5% and 20%, respectively, were registered in the box office and the cinema-goers for Spanish feature-length films, as compared with the previous year.

### Cinema-goers. 2004-2011



Source: Ministry of Education, Culture and Sport

**Listening to music, reading and going to the cinema are the most frequent cultural activities**

### Decrease of household expenditure on leisure

In 2011, average household expenditure on goods and services in leisure, performances and culture reached 1,876 euros per year, 5.1% less than in 2010, accumulating four years of decreases, according to the Household Budget Survey.

### Household expenditure on leisure, performances and culture. 2007-2011

