



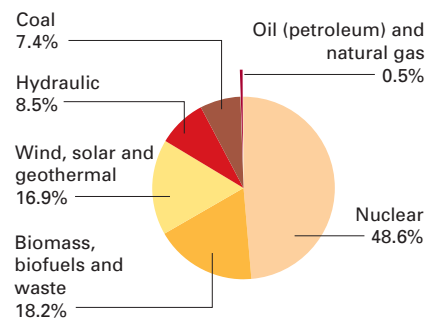
## Primary energy consumption. 2011

	Consumption			
	ktoe*	%	Interannual variation %	
<b>Total</b>	<b>129,339</b>	<b>100.0</b>	<b>-0.6</b>	
Oil (petroleum)	58,317	44.9	-4.4	
Natural gas	28,930	22.3	-7.2	
Nuclear	15,024	11.6	-7	
Coal	12,456	9.6		74.1
Biomass, biofuels and waste	7,280	5.6	5.6	
Wind, solar and geothermal	5,226	4.0	8.1	
Hydraulic	2,631	2.0	-27.6	
Energy balance (imports-exports)	-524			

\* ktoe: kilotonnes of oil equivalent.

Source: Ministry of Industry, Energy and Tourism

## Domestic primary energy production. 2011



Source: Ministry of Industry, Energy and Tourism

## Changes in the generation of electricity

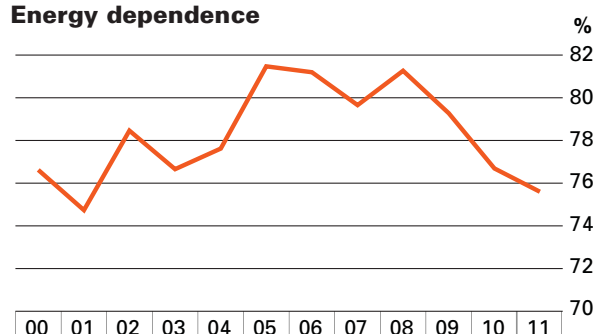
Primary energy consumption in Spain in 2011 reached 129,339 ktoe, with a 0.6% drop as compared with 2010.

The change in the structure of generating electricity has been relevant. Specifically, the recovery of generating electricity with coal, which had dropped significantly in 2010, in addition to the decrease in wind and hydroelectric production.

Final energy consumption in 2011 stood at 93,238 ktoe, 4.4% less than in 2010

**Energy dependence has improved since 2008, standing at 75.6% in 2011**

## Energy dependence



Source: Ministry of Industry, Energy and Tourism

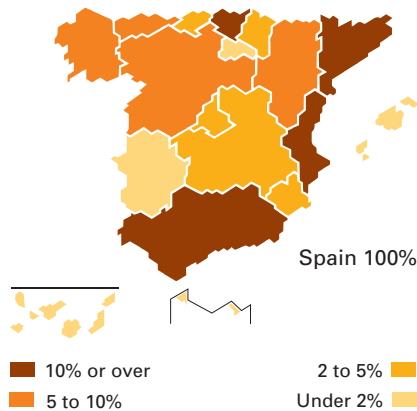
## Energy dependence\*. 2010

Cyprus	100.9
Malta	100.8
Luxembourg	96.8
Ireland	85.6
Italy	83.8
Lithuania	81.9
Belgium	76.8
<b>Spain</b>	<b>76.7</b>
Portugal	75.5
Greece	69.1
Slovakia	63.1
Austria	61.8
Germany	59.8
Hungary	58.3
<b>EU-27</b>	<b>52.7</b>
Slovenia	49.3
France	49.3
Finland	48.1
Latvia	41.6
Bulgaria	40.3
Sweden	36.5
Poland	31.5
Netherlands	30.7
United Kingdom	28.3
Czech Republic	25.6
Romania	21.7
Estonia	12.9
Denmark	-18.2

\* Proportion of energy imports over the domestic consumption thereof.

Source: Eurostat

### Distribution of energy consumption in industry. 2011



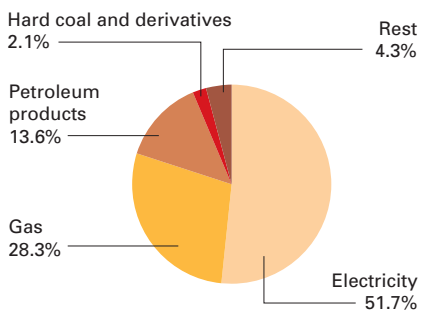
### Electricity is the main energy consumed in industry

According to the Energy Consumption Survey, industrial company energy consumption expenditure increased 17.1% in 2011, as compared with the figure registered two years prior.

The main energy product used by industrial companies was electricity (51.7%), followed by gas (28.3%) and petroleum products (13.6%).

The Extractive industries experienced the greatest increase in energy consumption expenditure during the 2009-2011 period (57.7%), as did the Chemical and pharmaceutical industry (28.5%).

### Main energy products used in industry. 2011



### One-fifth of industrial energy consumption takes place in Cataluña

The Autonomous Communities with the greatest participation in the total energy consumption by industry were Cataluña (19.8% of the total) and Comunitat Valenciana (11.3%). Conversely, Illes Balears (with 0.3%) and La Rioja (0.8%) carried the least weight out of the total.



### Main countries of origin of imported natural gas. 2011

Argelia	36.9
Nigeria	18.6
Qatar	12.9
Trinidad and Tobago	6.9
Egypt	6.5

### Main countries of origin of imported crude oil (petroleum) 2011

Russia	15.3
Saudi Arabia	14.7
Iran	14.4
Nigeria	13.3
Mexico	11.8

Source: Ministry of Industry, Energy and Tourism