



Foreign sector

Balance of payments: current and capital account. 2012

Millions of euros

	Balance	Income	Payments
Current account	-8,258	397,614	405,872
Trade balance	-24,928	231,525	256,453
Services	39,575	109,685	70,110
Tourism and travel	31,400	43,306	11,906
Other services	8,174	66,379	58,204
Income	-18,448	36,449	54,897
Current transfers	-4,457	19,955	24,412
Capital account	6,569	7,922	1,354
Current + capital account	-1,689	405,536	407,226

Source: Bank of Spain

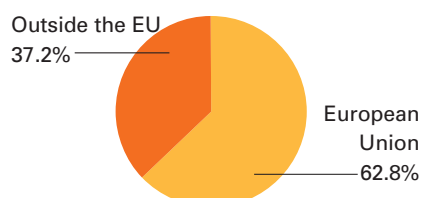
Reduction in the foreign trade deficit

In 2012, the deficit of the current account balance dropped substantially to 8,257.9 million euros (from 37,497 million euros in 2011). This performance was mainly due to the reduction in the trade and income deficit, and to a lesser extent, to the decrease in the negative balance of current transfers and the extension of the services surplus.

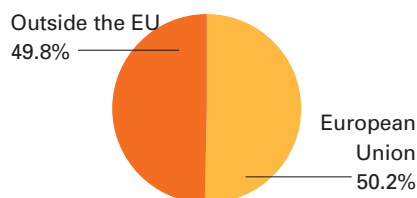
Sales outside the EU have registered an increase of 13.7% in 2012

Foreign trade. 2012

Destination of exports

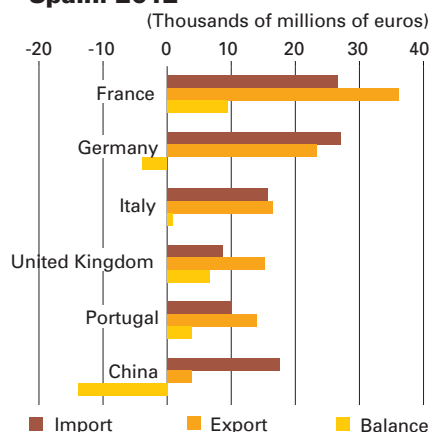


Origin of imports



Source: Department of Customs and Special Taxes. State Tax Office

Countries with the greatest volume of foreign trade with Spain. 2012



Source: Department of Customs and Special Taxes. State Tax Office

Balance per current account 2011

	Millions of euros
Germany	147,182
Netherlands	58,639
Sweden	27,643
Denmark	13,582
Luxembourg	3,028
Ireland	1,785
Austria	1,741
Hungary	917
Estonia	339
Bulgaria	104
Slovenia	1
Malta	-20
Latvia	-434
Cyprus	-849
Lithuania	-1,151
Slovakia	-1,428
Finland	-3,052
Czech Republic	-4,453
Belgium	-5,242
Romania	-6,049
Portugal	-12,015
Poland	-17,974
Greece	-20,629
United Kingdom	-24,258
Spain	-37,497
France	-38,934
Italy	-48,444

Source: Eurostat