

22 February 2023

Survey of Essential Population and Housing Characteristics 2021 (ECEPOV)
Year 2021. Definitive data

In 2021, 15.9% of households resided in rental housing, compared to 13.5% in 2011

A total of 15.5% of households had a second home

One in three households stated that their building was not easily accessible

The Survey of Essential Population and Housing Characteristics (ECEPOV-2021) complements the 2021 Population and Housing Census by providing information not available in administrative records in order to provide continuity to the existing census series. This allows for comparison with the 2011 census data.

In December 2022, the first results were published. This second publication completes the dissemination of the survey results, with data on households and dwellings.

In particular, the tenancy status of the main dwellings (those where people live most of the year), the facilities and equipment of the main dwellings, information on second homes, the vehicles available to households, waste separation, paid domestic service and external help in the home, and the problems and infrastructures existing in the area where the main dwellings are located are provided.

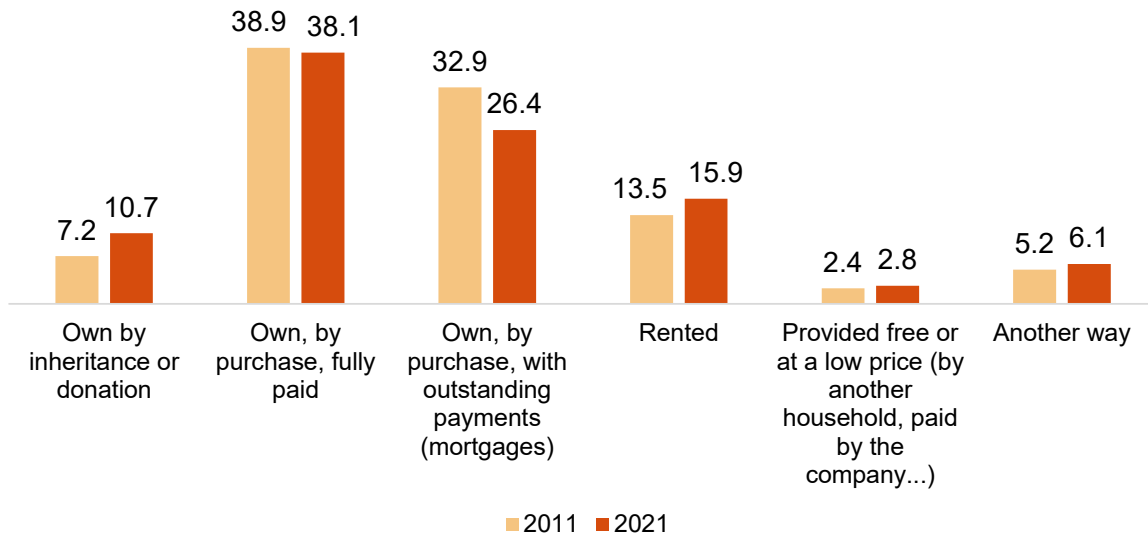
Main dwelling tenancy regime

The tendency to live on a rental basis has increased in the last 10 years. As of July 1, 2021, 15.9% of households in Spain resided in a rental home, a percentage 2.4 points higher than that of the 2011 census (when it was 13.5%).

On the other hand, 75.2% of households resided in a home they owned, compared to 78.9% in 2011.

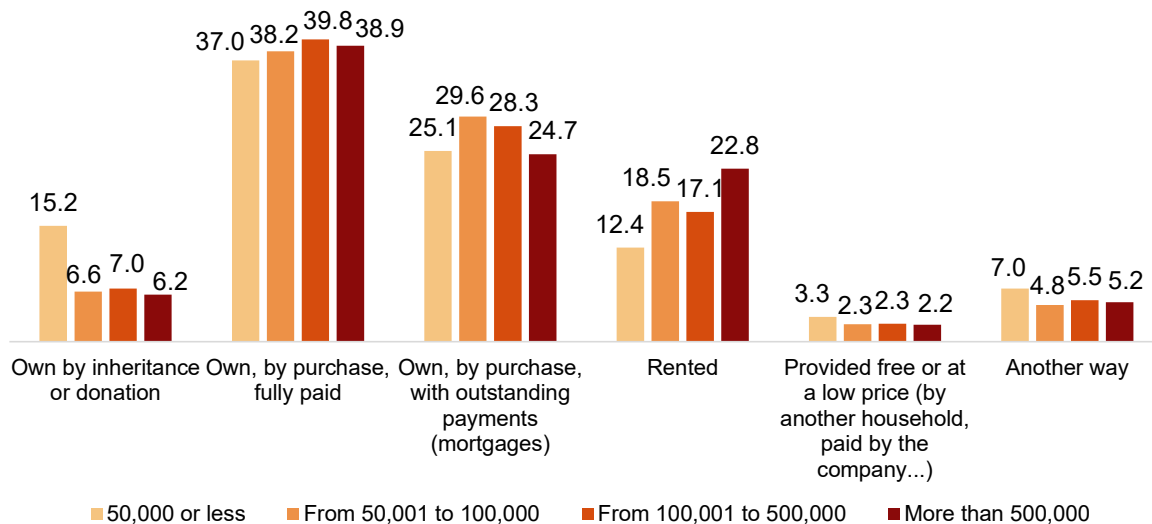
Of these households, 26.4% still had outstanding payments (mortgages), a lower percentage than the 32.9% in 2011. In absolute terms, 14.2 million people live in a home they own but have not yet finished paying for.

Households according to main dwelling tenancy regime
Percentages



In general, in 2021 - and as was the case in 2011 - the larger the municipality, the higher the percentage of households that were renting and the lower the percentage of owners of their habitual residence.

Households according to ownership of the main residence and size of the municipality
Percentages



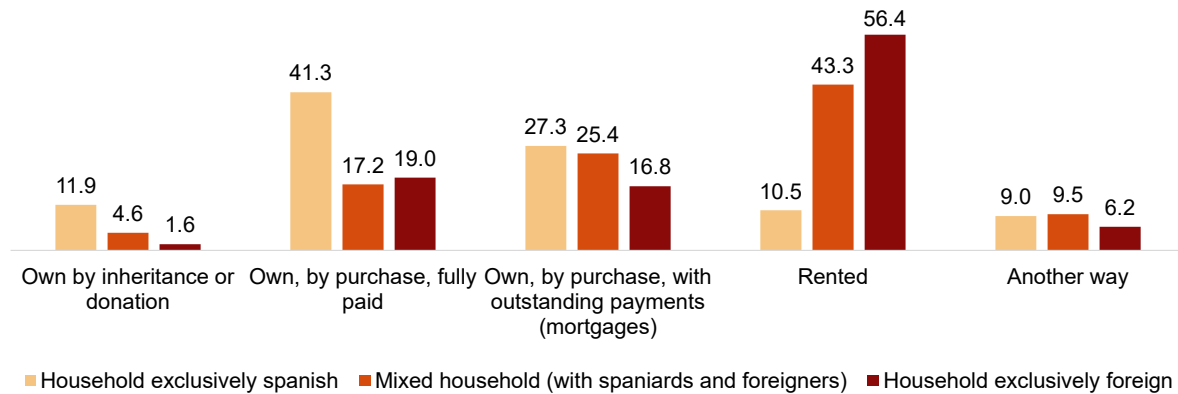
Based on the nationality of the household members, the tenancy regime differs notably.

Thus, 56.4% of households with entirely foreign members lived in rented dwellings, compared to 10.5% of households with members entirely of Spanish nationality. In mixed households (with Spaniards and foreigners) the percentage was 43.3%.

For their part, 80.5% of households with entirely Spanish members resided in a home they owned, compared to 47.2% of mixed households and 37.4% of those made up solely of foreigners.

Households according to tenancy regime of the main residence and nationality of the household members

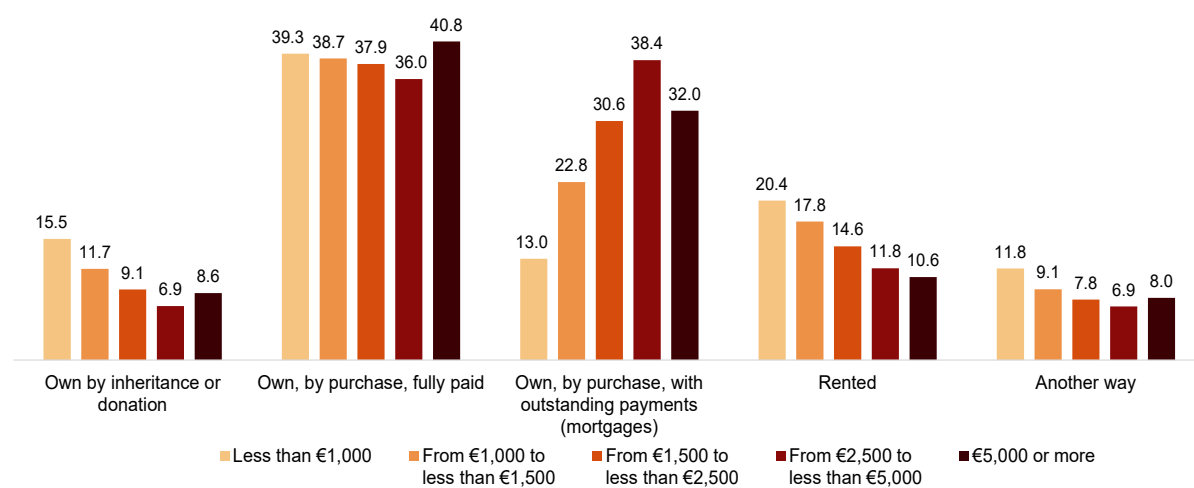
Percentages



If we take into account net monthly household income, we can see that the higher the earnings, the higher the percentage of owner households and the lower the percentage of those who rent.

Households according to tenancy regime of the main residence and net monthly income of the household

Percentages



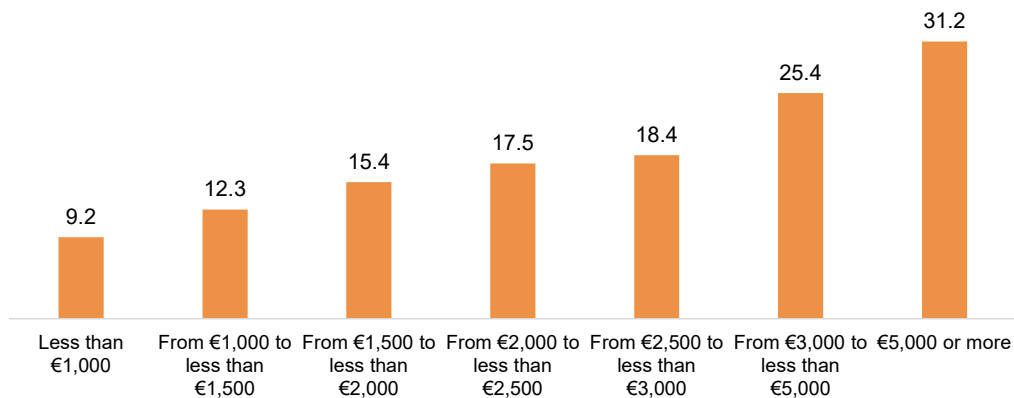
Second homes

In 2021, 15.5% of households had a second residence. This percentage doubled to reach 31.2% in those with a net monthly income of 5,000 euros or more. On the contrary, it was below 10% in households with net earnings of less than 1,000 euros per month.

Among the households that had a second residence, those in which all members were Spanish (94.2%) and in which no member of the household had higher education (46.2%) predominated.

Households that have a second residence according to level of net monthly income.

Percentages

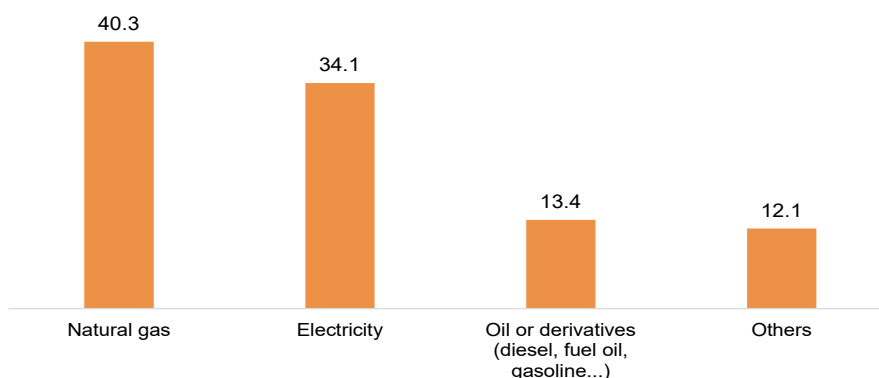


Facilities and equipment of the main dwellings

In 2021, 80.6% of the main dwellings had a heating system. Of these, 40.3% was natural gas and 34.1% electricity.

Main dwellings that have heating according to type of fuel

Percentages

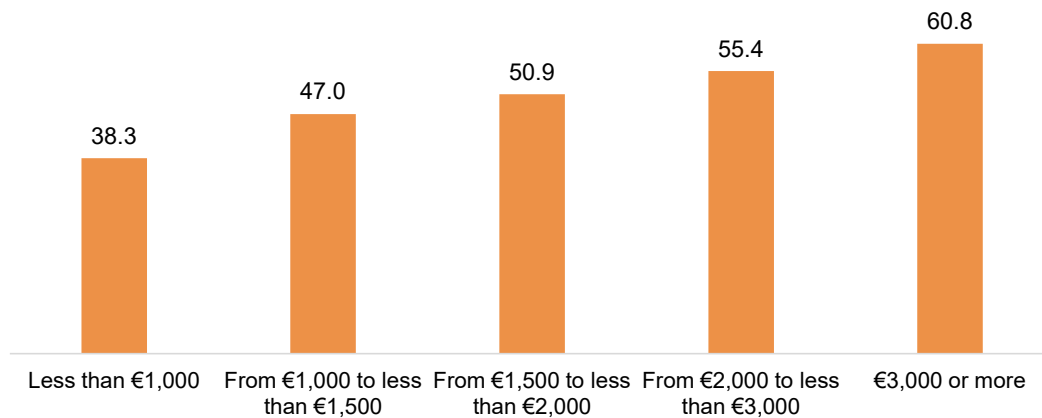


For their part, almost half of the main dwellings (49.6%) had some type of refrigeration system.

Income level was also a determining factor, with percentages that varied between 38.3% in households with less than 1,000 euros per month and 60.8% for those who earned 3,000 euros or more net.

Main dwellings with cooling system according to the level of net monthly household income

Percentages



Regarding accessibility, for one in three households (34.3%) the building in which their main residence was located was not easily accessible for any type of person.

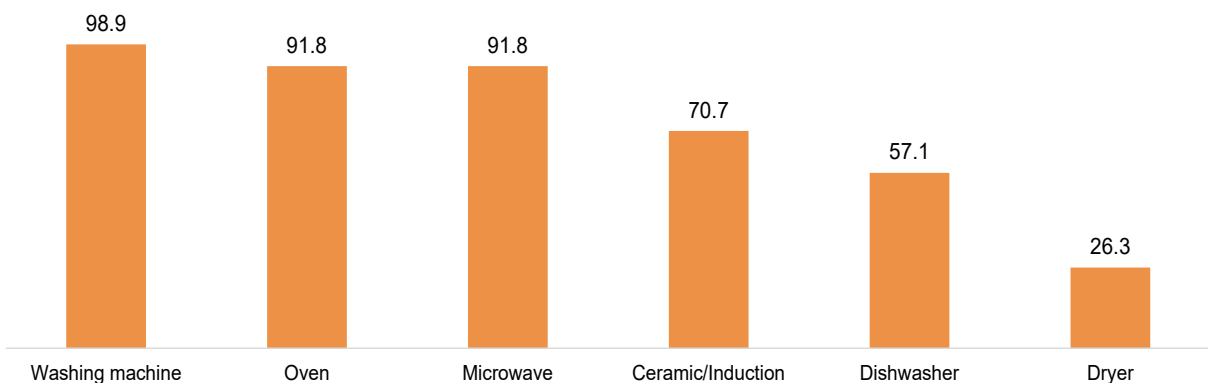
For their part, most homes had running water from a public supply (93.5%). A total of 6.3% had a private supply and 0.1% stated that they did not have running water.

Practically all of the main dwellings had a bathroom with a toilet (99.8%) and a bathtub or shower (99.5%).

As for equipment, the most common appliance was the washing machine, present in 98.9% of the homes. The least frequent was the dryer (26.3%).

Main dwellings according to the type of electrical appliance they have

Percentages



Private vehicles

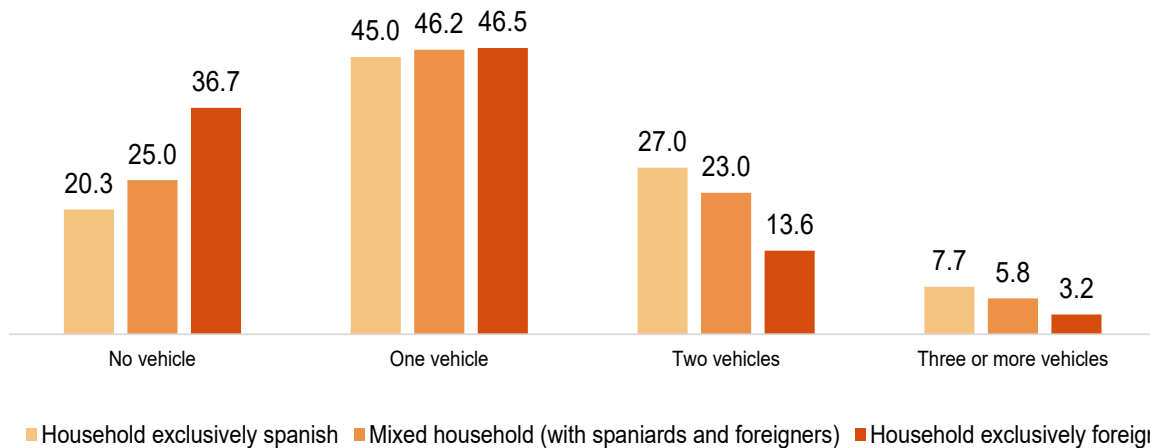
Almost half of households (45.2%) had a vehicle. For their part, 25.8% had two and 21.8% none.

Among those who had a vehicle, 4.0% had an ecological one (electric or hybrid).

By nationality, the situation was similar in households in which all members were Spanish and in mixed households. However, in households made up only of foreigners, there was a higher percentage of households without a vehicle and a lower percentage of those with two or more vehicles.

Households according to the number of vehicles owned and the nationality of household members

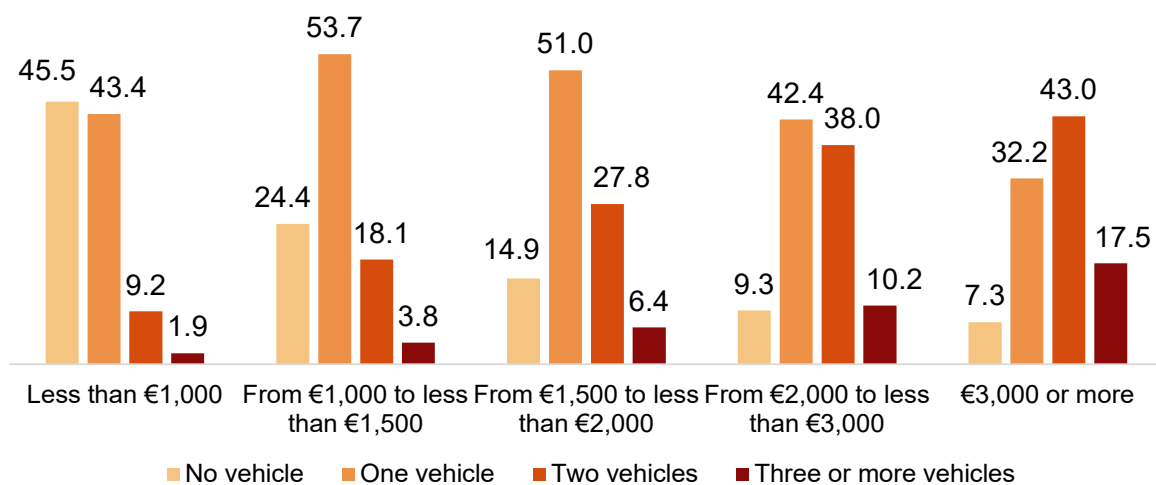
Percentages



As the net monthly income of households increases, the number of vehicles they have increases, in general. And, in particular, the number of ecological vehicles (electric or hybrid).

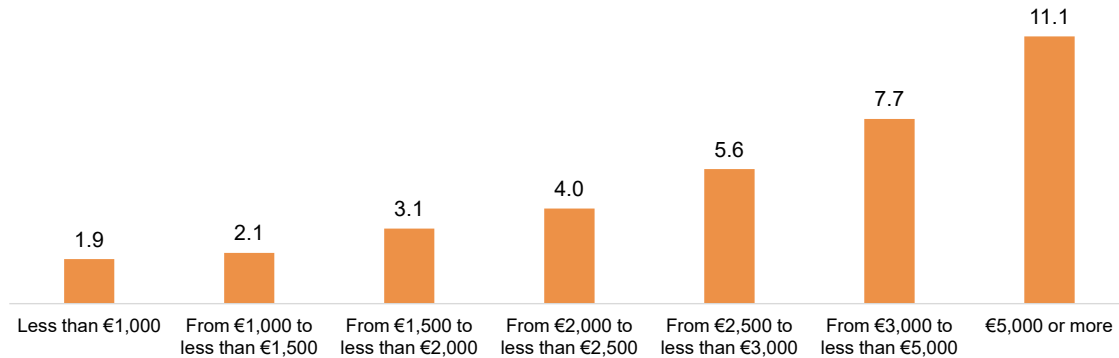
Households according to the number of vehicles they own and level of monthly net household income

Percentages



Households with an ecological vehicle (electric or hybrid) according to the level of the household's net monthly income.

Percentages

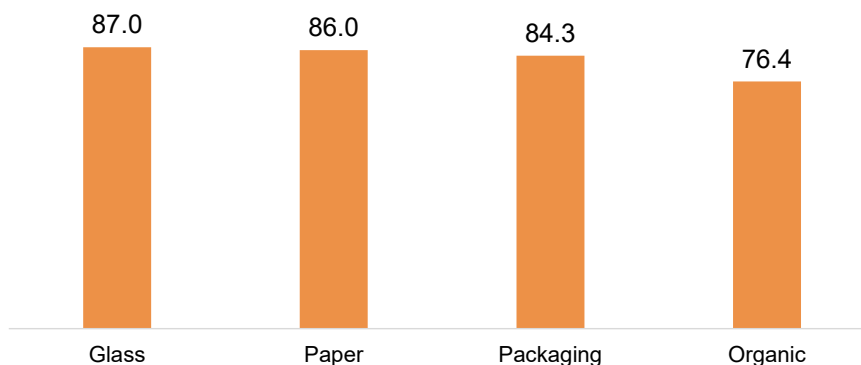


Waste separation

The majority of households (92.3%) separated some type of waste in 2021. Glass was the type of waste that was separated the most (87.0% of households), ahead of paper (86.0%) and containers (84.3%).

Households according to the type of waste they separate

Percentages



Problems around the main residences

Outside noise (30.5%), poor street cleanliness (22.9%) and the scarcity of green areas (21.2%) were the main problems reported by households regarding the area in which their main dwellings were located in the year 2021.

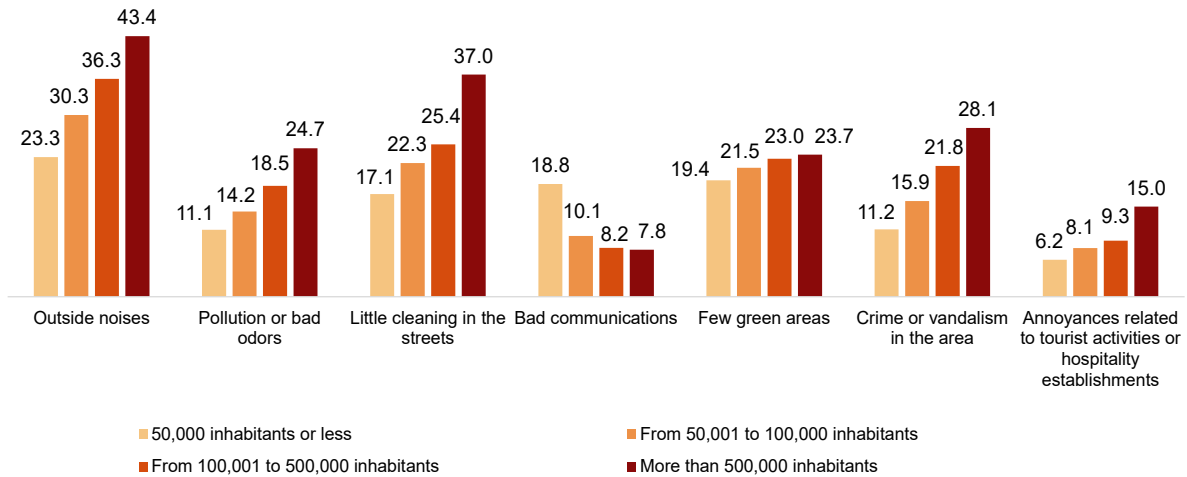
The percentage of households that reported experiencing noise from outside increases as the size of the municipality grows, reaching 43.4% of the main dwellings located in municipalities with more than 500,000 inhabitants.

The same occurs with pollution problems or bad odors, lack of cleanliness in the streets, crime and vandalism in the area and disturbances due to tourist activities - problems that occur more frequently in larger municipalities.

However, the scarcity of green areas is not as influenced by municipality size.

For their part, households in smaller municipalities complained to a greater extent about poor communications. Nearly two in 10 noted this problem.

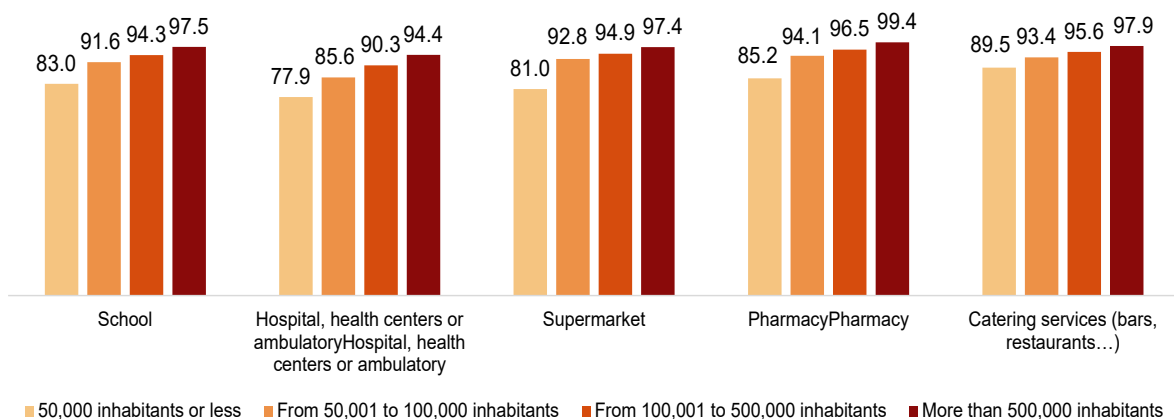
Existing problems in the area where the dwelling is located, according to the size of the municipality
Percentages



Regarding the existing infrastructure and services in the area where the main dwelling is located, the most frequent are catering services (92.8%), pharmacies (91.3%) and schools (89.1%). %).

These three percentages increase as the size of the municipality increases.

Existing infrastructure and services in the area where the dwelling is located according to municipality size
Percentages



Paid domestic service and outside help in the home

Most households in Spain did not have paid domestic service. Only 6.7% stated that they had it in the year 2021.

This percentage increases as municipality size grows. It reached 11.3% of households located in large cities /those with more than 500,000 inhabitants).

By nationality, households whose members were all foreigners used this service the least (4.3%).

The educational level of household members tends to be higher in homes with paid domestic service. Thus, 5.2% of households without members with higher education had paid domestic service, compared to 11.2% of those in which all members had higher education.

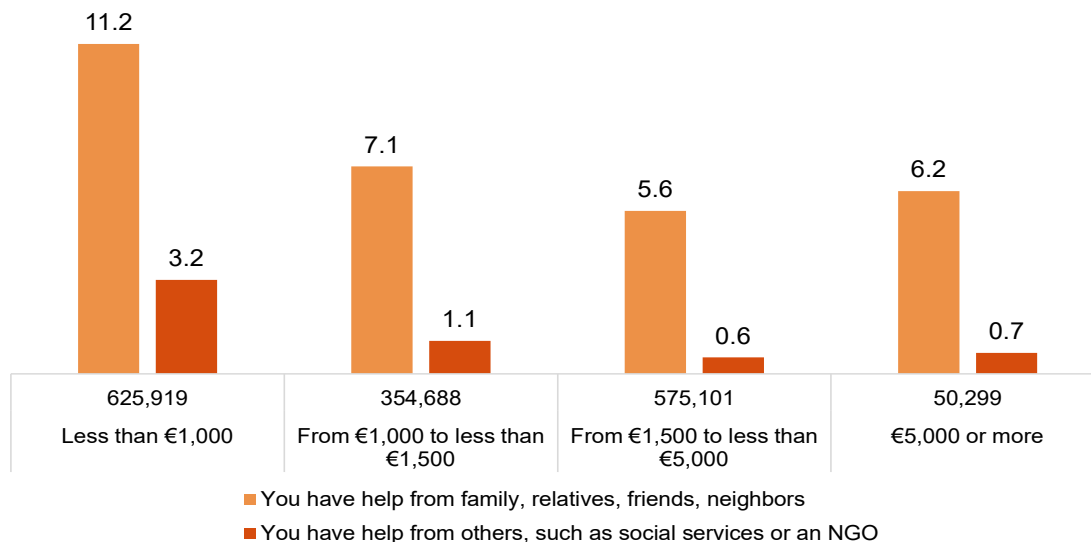
Income level likewise has an impact. A total of 5.2% of households with a net monthly income of less than 3,000 euros had paid domestic service. This percentage rose to 12.6% in the range of 3,000 to 5,000 euros and 23.0% in households with earnings of 5,000 or more euros per month.

On the other hand, nine out of 10 households (91.5%) did not have unpaid external help. Among those who did have this type of assistance, 7.2% came from family, relatives, friends and neighbors and 1.3% from NGOs or social services.

Small municipalities are where this type of service is used the most (9.4%). And based on net monthly income, those who used this type of service the most were households with incomes of less than 1,000 euros per month (11.2%).

Households with unpaid external help according to the level of net monthly household income

Percentages



Results by Autonomous Communities

Autonomous community of residence	Households with their own home, by purchase, with pending payments (mortgage)	Households that live in rent	Households that have a second home	Households that have a vehicle
Total nacional	26.4	15.9	15.5	78.2
Andalucía	28.3	11.4	12.6	79.6
Aragón	24.5	15.4	21.8	75.5
Asturias, Principado de	22.3	13.4	15.8	75.2
Balears, Illes	26.6	23.4	10.7	86.4
Canarias	23.4	22.1	9.2	80.2
Cantabria	27.0	11.0	11.6	82.0
Castilla y León	21.6	11.8	17.6	78.5
Castilla - La Mancha	26.3	11.5	13.4	81.2
Cataluña	26.9	23.2	13.5	75.1
Comunitat Valenciana	27.0	14.2	16.8	79.2
Extremadura	23.1	9.4	12.8	80.7
Galicia	18.0	12.4	13.0	82.9
Madrid, Comunidad de	29.8	19.9	22.1	74.3
Murcia, Región de	29.7	15.1	17.2	82.8
Navarra, Comunidad Foral de	27.2	12.6	15.0	83.3
País Vasco	27.3	11.8	19.3	74.9
Rioja, La	27.6	12.1	18.5	79.7
Ceuta	26.2	18.4	13.0	77.3
Melilla	25.1	31.0	12.0	75.7

Autonomous community of residence	Main dwellings that have some system of		Main dwellings according to problems in the environment in which the main dwelling is located		
	Heating	Refrigeration	Pollution or bad odors	Few green areas	Delinquency or vandalism
Total nacional	80.6	49.6	15.4	21.2	17.0
Andalucía	68.7	70.6	14.1	27.5	16.3
Aragón	96.0	51.4	12.7	16.3	13.6
Asturias, Principado de	93.2	3.6	18.1	12.4	9.1
Balears, Illes	73.7	66.9	13.6	26.0	16.7
Canarias	13.4	19.3	16.0	38.2	18.0
Cantabria	91.8	5.6	14.2	13.7	9.3
Castilla y León	96.5	9.7	10.0	14.1	9.2
Castilla - La Mancha	91.7	55.0	11.4	23.1	14.8
Cataluña	86.5	55.1	20.6	21.9	26.8
Comunitat Valenciana	72.4	67.1	16.2	21.0	14.4
Extremadura	67.2	71.0	7.9	19.6	8.0
Galicia	87.9	6.6	11.9	16.5	8.7
Madrid, Comunidad de	96.1	64.3	18.3	17.0	22.9
Murcia, Región de	72.1	74.1	15.8	24.6	17.7
Navarra, Comunidad Foral de	97.9	19.1	8.2	10.7	8.0
País Vasco	95.8	6.3	14.0	12.5	11.7
Rioja, La	96.8	24.1	9.5	14.4	7.4
Ceuta	30.2	31.1	15.2	54.8	22.3
Melilla	48.7	60.7	24.7	36.3	26.1

Data Review and Update

The data published today are final and are not subject to further revision.

Methodological note

The Survey of Essential Population and Housing Characteristics selects independent samples in each province. For municipalities with more than 50,000 inhabitants or provincial capitals, a stratified random sampling of main family dwellings has been carried out. For the rest of the municipalities, stratified two-stage sampling has been carried out in which the first stage units are the census sections, and the second stage units are the primary family dwellings.

The survey provides national results by autonomous communities, by provinces and by municipalities with more than 50,000 inhabitants or provincial capitals.

Type of survey: structural, five-yearly.

Population scope: persons residing in Spain in main family dwellings.

Geographical scope: the entire national territory.

Reference period for the results: the information was collected from March 29, 2021 to February 15, 2022.

Reference period of the information: date of interview

Sample size: 172,444 homes in which 424,493 persons reside distributed in 2,152 census sections.

Sampling type: stratified random sampling and stratified two-stage sampling.

Collection method: Collection method: interview completed by the respondent himself via the Internet, telephone interview, postal mail interview and computer-assisted personal interview.

For more information, you can access the methodology at:

https://www.ine.es/dyngs/INEbase/es/operacion.htm?c=Estadistica_C&cid=1254736177092&menu=metodologia&idp=1254735572981

The standardized methodological report is at:

<https://www.ine.es/dynt3/metadatos/es/RespuestaDatos.html?oe=30280>

INE statistics are produced in accordance with the Code of Good Practice for European Statistics, which is the basis for the institution's quality policy and strategy. For more information see the section on [Quality at INE and the Code of Best Practices](#) on the INE webpage.

For further information see **INEbase:** www.ine.es/en/ Twitter: [@es_ine](https://twitter.com/es_ine)

All press releases at: www.ine.es/en/prensa/prensa_en.htm

Press office: Telephone numbers: (+34) 91 583 93 63 /94 08 – gprensa@ine.es

Information Area: Telephone number: (+34) 91 583 91 00 – www.ine.es/infoine/?L=1
