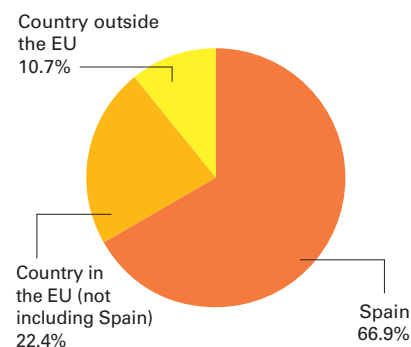


Main industry variables. 2020

		Annual variation (%)	
Economic variables (millions of euros)			
Turnover	604,088	-11.3	
Total purchases of good and services	463,716	-13.3	
Gross added value at factor cost	147,582	-8.0	
Personnel expenses	85,218	-2.5	
Investment in tangible assets	26,038	-6.6	
Companies and personnel employed			
Number of companies	191,922		
Personnel employed. (Annual average in thousands)	2,293	-0.8	

Industry turnover by geographical destination of sales. 2020



In 2020, the Industrial Sector lost companies, employed persons and turnover

The turnover of enterprises in the industrial sector, according to the Structural Enterprises Statistics: Industrial Sector, stands at 604,088 million euros in 2020, 11.3% less than in 2019.

In 2020, the manufacturing industry accounted for 82.3% of turnover, and the turnover for this activity registered a decrease of 11.4%, as compared with the previous year.

In terms of employment, the Industry employs 2.3 million people, with a decrease of 0.8% when compared to 2019.

A total of 33.1% of industry sales were destined abroad.

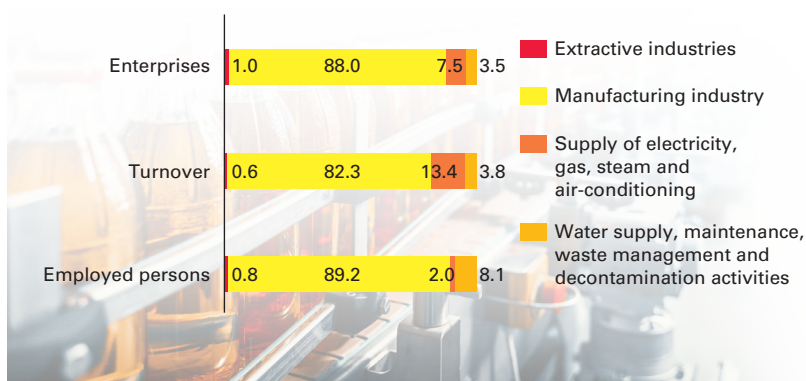
Turnover by employee in the manufacturing industry. 2020

Thousands of euros

European Union	243.9
Ireland	1,215.1
Belgium	480.4
Netherlands	476.9
Denmark	399.1
Finland	379.1
Luxembourg	356.5
Sweden	345.9
Austria	301.0
France	295.1
Germany	279.9
Spain	243.1
Italy	233.1
Greece	153.5
Slovakia	152.4
Hungary	146.5
Slovenia	139.5
Czechia	136.5
Poland	124.5
Estonia	123.9
Portugal	120.4
Cyprus	111.7
Lithuania	100.5
Romania	83.3
Latvia	82.6
Croatia	75.3
Bulgaria	68.2
Malta	:

: Not available.

Main magnitudes by activity sector. 2020 (%)

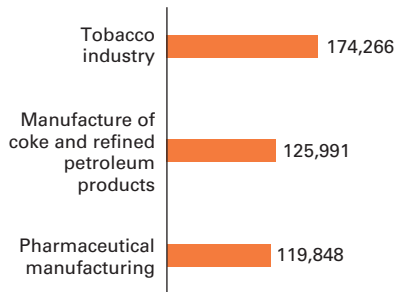


Source: Eurostat

Branches of activity with the most weight in industry turnover. 2020

	% Turnover	Annual variation (%)
Total industry	100.0	-11.3
Food industry	18.1	-1.6
Electric power generation, transmission and distribution	11.1	-13.4
Manufacture of motor vehicles, trailers and semi-trailers	10.7	-14.6
Chemical industry	6.4	-9.2
Manufacture of fabricated metal products, except machinery and equipment	5.8	-10.0
Manufacture of coke and refined petroleum products	5.6	-37.3
Metallurgy; manufacture of iron, steel and ferro-alloy products	4.3	-15.5
Manufacture of machinery and equipment n.e.c.	3.4	-8.5
Manufacture of rubber and plastic	3.3	-9.5
Manufacture of other non-metallic mineral products	3.3	-7.7

Manufacturing industry activities with the highest productivity. 2020 (euros)



The pharmaceutical industry increased its turnover by 5.6%

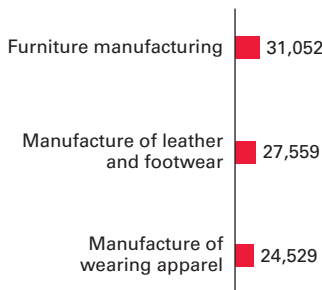
The activity branches with the greatest contribution to the *industrial turnover* were *Manufacture of food products* (with 18.1% of the total), *Electric power generation, transmission and distribution* (11.1%), and *Manufacture of motor vehicles, trailers and semi-trailers* (10.7%).

The only activity branches where turnover increased in 2020 were the *Manufacture of pharmaceutical products* (5.6%) and *Sanitation, waste management and remediation activities* (0.6%).

The tobacco industry recorded the highest productivity

Productivity (added value per employed person) of the *Manufacturing industry* was 55,938 euros on average. The highest is recorded in the *Tobacco industry* oven products and the lowest in *Manufacture of wearing apparel*.

Manufacturing industry activities with the lowest productivity. 2020 (euros)

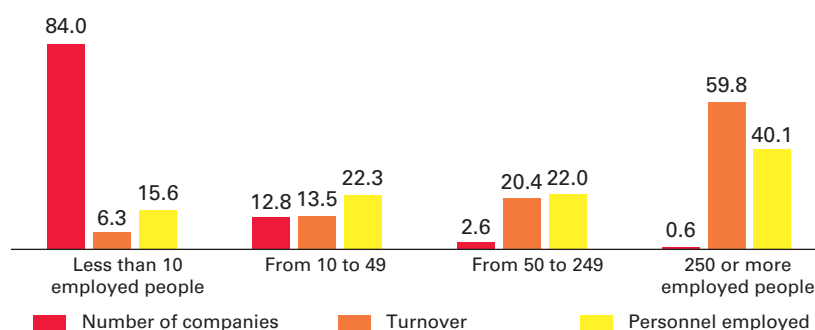


A total of 84.0% of industrial companies had less than 10 employees

The Autonomous Communities with the greatest contribution to industrial turnover in the year 2020 were Cataluña (22.1% of the total), Comunidad de Madrid (11.1%) and Andalucía (11.0%).

A total of 84.0% of industrial companies had less than 10 employees in 2020, and 12.8% have between 10 and 49 employees. Overall, these companies are an employment source for 37.9% of sector personnel and their turnover accounts for 19.8% of the total.

Distribution of some Industry sector magnitudes by company size. 2020 (%)



Branches of activity with the highest percentage of sales outside Spain. 2020

Branch of activity	%
Manufacture of other transport equipment	70.6
Manufacture of motor vehicles, trailers and semi-trailers	68.8
Pharmaceutical manufacturing	54.8

Vehicles and pig-fodder the heaviest players in national production sales

According to the Industrial Products Survey, the value of national manufacturing industry product sales reached 456,635 million euros in 2021.

Among the manufactured products with the highest sales figures in 2021 are gasoline vehicles with a cylinder capacity less than or equal to 1,500 cm³ (intended to transport less than 10 people), food manufactured as pig-fodder, and diesel vehicles with a cylinder capacity of between 1,500 and 2,500 cm³, intended for the transport of less than 10 people.



In 2021, over 320 million face masks were sold, almost two million protection screens and 34,332 tons of nationally produced hand sanitising gel.

