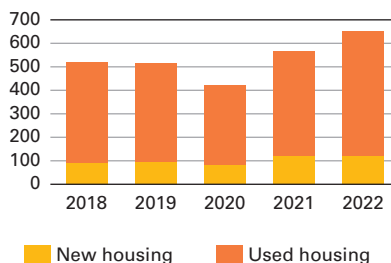


Construction and housing



Sale of new and used homes

Thousands



Housing sales. 2022

Provisional data

		Inter-annual variation (%)
Total	649,494	14.7
New	117,035	2.6
Used	532,459	17.7
Free-market	599,040	15.6
Protected	50,454	4.8

Employed persons per Construction company. 2021

	Number
European Union	3.6
Luxembourg	11.9
Austria	8.6
Bulgaria	7.2
Latvia	6.8
Germany	6.7
Romania	6.5
Denmark	5.6
Croatia	5.0
Portugal	3.9
Cyprus	3.8
France	3.6
Slovenia	3.6
Sweden	3.6
Lithuania	3.5
Estonia	3.4
Spain	3.4
Finland	3.2
Belgium	2.8
Malta	2.8
Poland	2.8
Hungary	2.7
Greece	2.6
Ireland	2.5
Netherlands	2.2
Czechia	2.1
Slovakia	1.5
Italy	:

Provisional data.
: Data not available.

Source: Eurostat

New upturn in home sales and purchases...

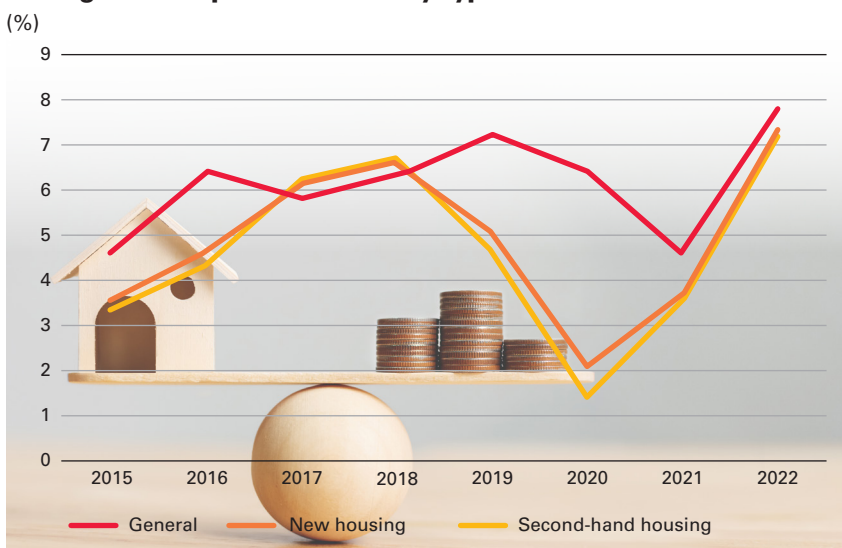
During 2022, almost 2.24 million properties recorded in the land registers were transferred, 3.3% more than the previous year, according to the Statistics on Transfer of Property Rights.

Home sales and purchases (649,494) grew by 14.7% compared with 2021. Used housing increased by 17.7% and new ones by 2.6%. A total of 92.2% of housing transfers due to sales and purchases were free housing, and 7.8% were protected housing.

...And as regards housing prices

Housing prices rose to a 7.4% average during 2022, its highest increase since 2007. This rise is somewhat higher for new housing against second hand housing (7.9% and 7.3%, respectively), but, for the second consecutive year, the gap is closing.

Average annual price variation by type of home



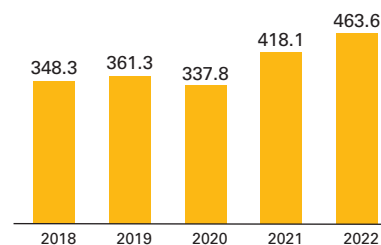
Mortgages constituted. 2022

Provisional data

		Inter-annual variation (%)	
Total mortgages properties	608,567		9.0
Rural properties	11,594	-12.8	
Urban properties	596,973		9.6
Housing	463,614		10.9
Average amounts (euros)	145,510		5.8

Number of mortgages on homes

Thousands



The number of mortgages on homes rises again

In 2022, 608,567 new mortgages were registered, 9.0% more than the previous year.

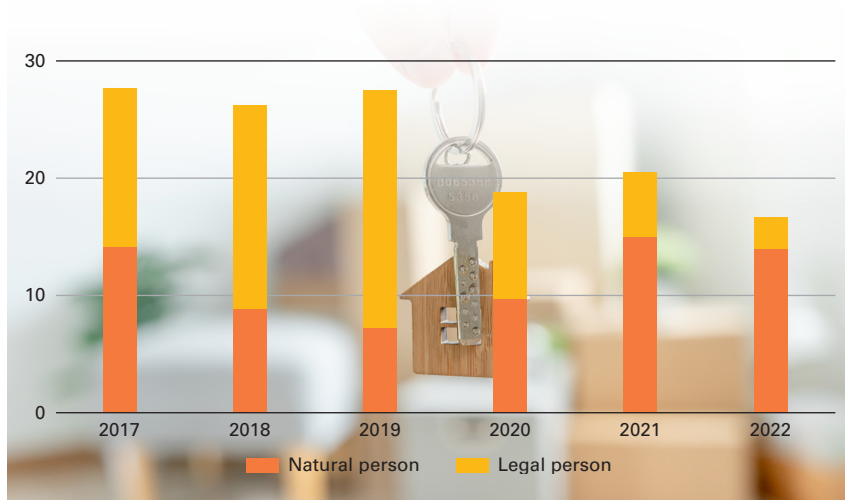
In the case of homes, the increase was 10.9%, which represents the highest figure since 2011. Their average price has risen as well, standing at 145,510 euros, 5.8% higher than in 2021.

Mortgage foreclosures at a low

The number of registrations of certifications for foreclosures initiated in 2022 was 25,551, which means 22.3% less than in 2021 and is the lowest number since 2014, when this statistic began to be developed. The greatest decrease corresponded to homes owned by legal entities (-51.3%). Habitual residence of natural persons decreased by 5.0%.

Homes with foreclosure initiated according to owner of housing

Thousands



Owner with mortgage or loan. 2021

% population

European Union	26.1
Netherlands	60.4
Sweden	51.7
Denmark	46.4
Luxembourg	45.9
Belgium	43.9
Finland	40.2
Portugal	37.5
Ireland	35.6
France	30.8
Spain	30.7
Estonia	28.0
Germany	27.4
Austria	23.6
Malta	23.2
Czechia	21.0
Cyprus	19.8
Lithuania	16.6
Italy	16.0
Hungary	15.1
Slovenia	14.1
Latvia	14.0
Poland*	13.4
Greece	11.8
Croatia	7.7
Bulgaria	2.4
Romania	1.4
Slovakia	:

* Provisional data.
: Data not available.

Source: Eurostat