

14 May 2026

Consumer Price Index (CPI) Harmonised Index of Consumer Prices (HICP)

April 2026

Main results

- The annual variation rate of the April CPI stood at 3.2%, two tenths below that registered in March.
- The annual rate of core inflation decreased one tenth, reaching 2.8%.
- The monthly variation of the general rate was 0.4%.
- The annual rate of the Harmonised Consumer Price Index (HCPI) stood at 3.5%, one tenth higher than that of the previous month.

More information

- [Annex of tables](#) (includes information from the Autonomous Communities)
- [Detailed results of CPI and HICP](#)
- [Main features of the CPI Base 2025](#)
- [Videos: What is the Shopping Basket / The CPI](#)
- [How much has the CPI varied since...](#)

The annual rate of the overall Consumer Price Index (CPI) in April was 3.2%, two tenths below that registered the previous month.

The groups that stood out most in terms of their downward influence in the annual rate were:

- **Housing**, whose annual variation stood at 1.9%, which put it nearly two lower than in the previous month. This behaviour was due to *electricity* prices, which fell more than they did in April 2025.
- **Recreational activities, sport and culture**, with an annual rate of 0.7%, more than one and a half points below that of the previous month. This decline is the result of *package tour* prices rising less than they did in the previous April.

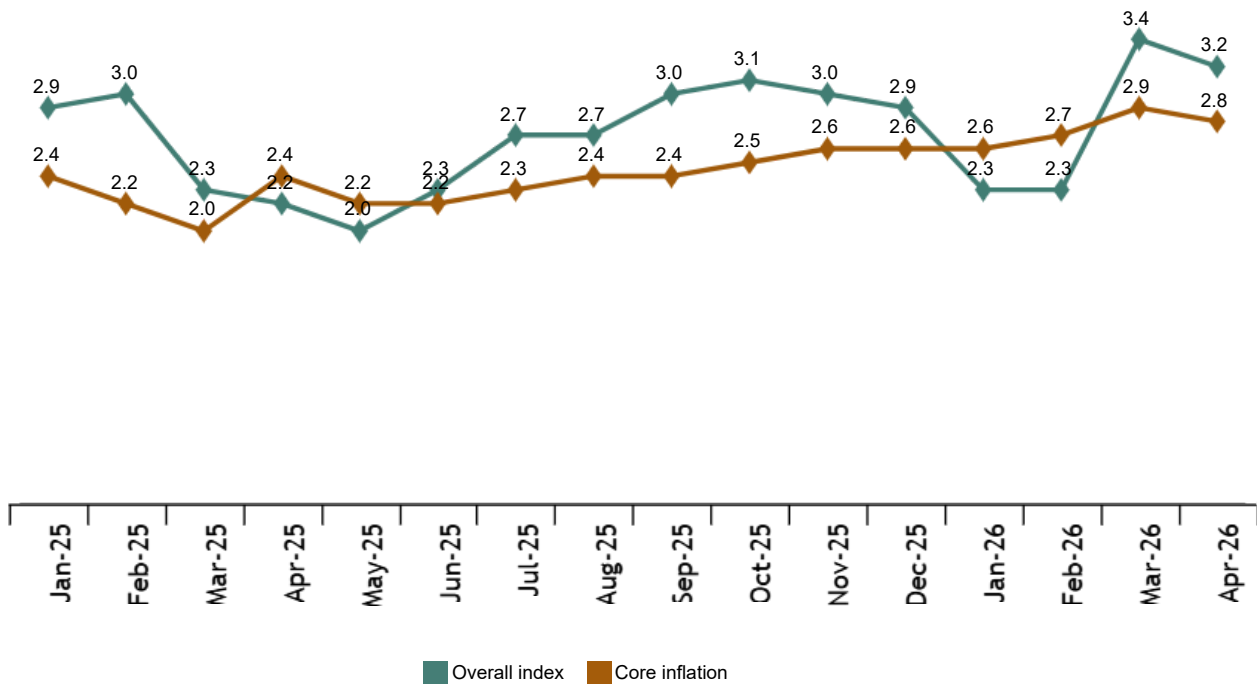
Notable among the groups with a positive contribution were:

- **Transport**, whose annual rate increased more than one point to stand at 6.5%. This increase was primarily due to higher prices for *fuels and lubricants for private vehicles*, compared with the decrease in the same month last year.

The annual variation rate of core inflation (the overall index excluding unprocessed food and energy products) stood at 2.8%, a figure one tenth lower than in the previous month.

Annual CPI Rate

Overall and core index. Percentage



Monthly evolution of consumer prices

In April, the monthly variation rate of the overall CPI was 0.4%.

The groups with the greatest positive monthly impact to the CPI monthly rate were:

- **Restaurants and accommodation services**, with a variation of 1.2%, largely due to the price increase in *accommodation services*. The impact of this group on the overall CPI was 0.210.
- **Clothing and footwear**, with a monthly rate of 6.0%, reflecting the behaviour of prices of the new spring-summer season. The impact of this group on the overall CPI was 0.194.
- **Transportation**, which had a rate of 0.9% resulting from the rise in prices of *other services related to personal transport*. The impact of this group on the overall CPI was 0.148.

On the other hand, among the groups with a negative monthly impact, the following stood out:

- **Housing**, with a monthly variation of -2.6% and an impact of -0.323 due to lower *electricity* prices.

Current press release at: <https://www.ine.es/dyngs/Prensa/en/IPC0426.htm>

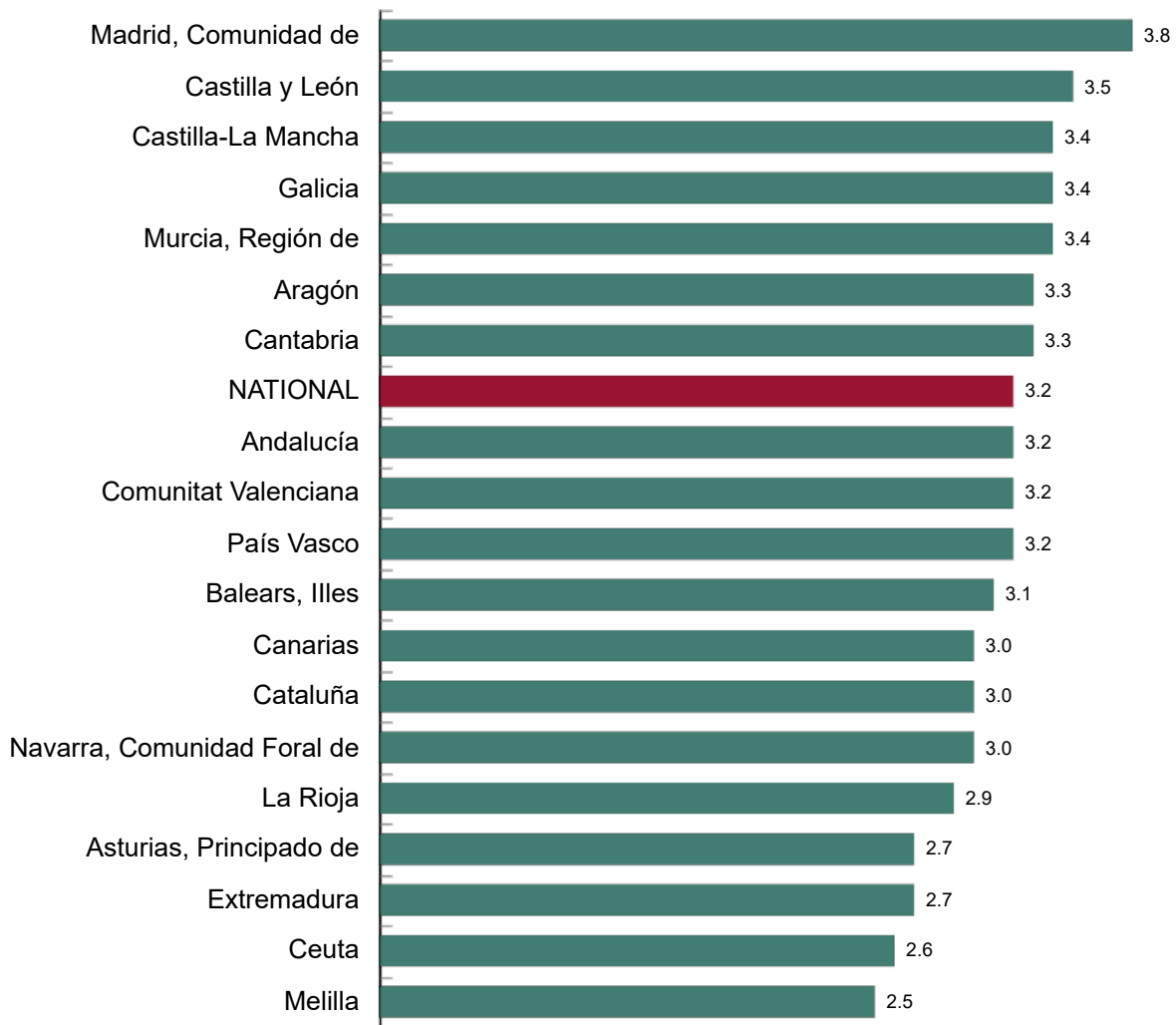
Results by Autonomous Community

The CPI recorded positive annual rates in all autonomous communities in April.

Comunidad de Madrid had the highest rate (3.8%), while Principado de Asturias and Extremadura had the lowest (2.7%).

Annual CPI rates by Autonomous Community. April 2026

Percentage



Current press release at: <https://www.ine.es/dyngs/Prensa/en/IPC0426.htm>

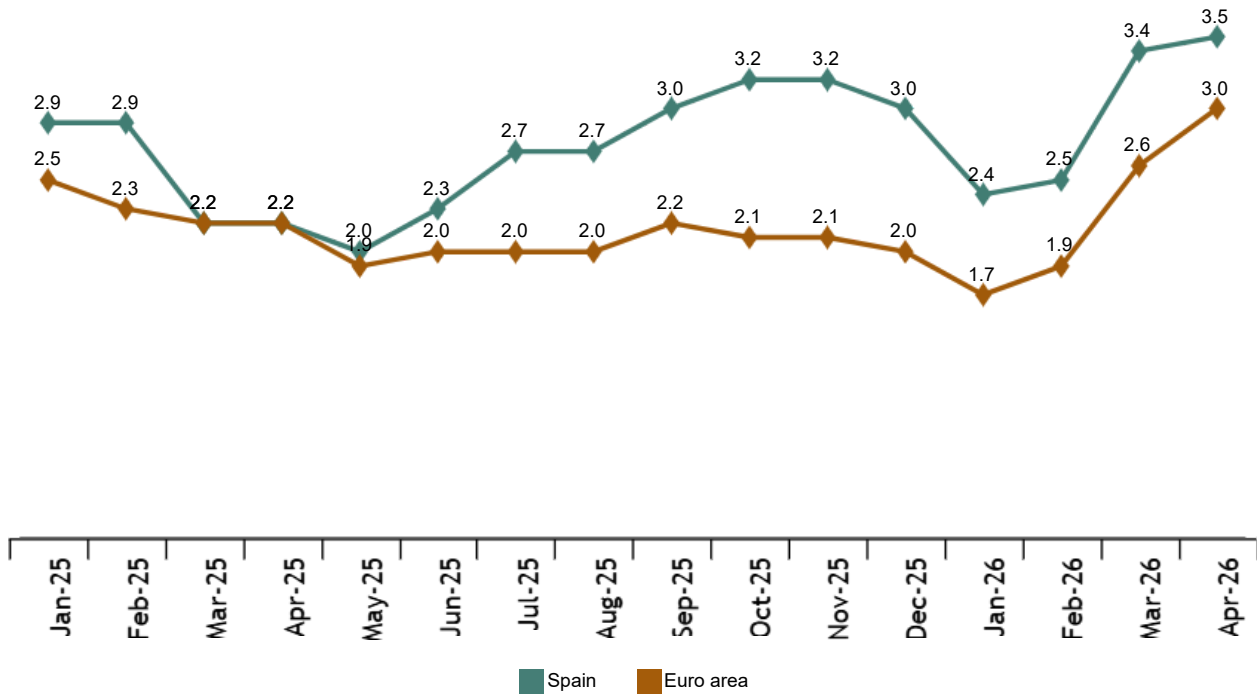
Harmonised Consumer Price Index (HCPI)

In April, the annual variation rate of the HCPI stood at 3.5%, one tenth higher than in the previous month.

The monthly variation of the HCPI was 0.7%.

Annual HCPI rate

General index. Percentage (the latest Monetary Union figure is a preliminary one)



Data revisions and updates

The data published today is final and is not subject to further revision. All the results are available on [INEBase](#).

Current press release at: <https://www.ine.es/dyngs/Prensa/en/IPC0426.htm>

Methodological note

The Consumer Price Index (CPI) is a short-term indicator that measures the evolution of the prices of consumer goods and services acquired by households resident in Spain.

On the other hand, the Harmonized Index of Consumer Prices (HICP) is an indicator whose objective is to provide a common inflation measure that allows international comparisons.

Type of survey: continuous monthly survey.

Base period: 2025 (CPI) and 2025 (HICP).

Reference period for the weightings: year prior to the present year.

Sample of municipalities: 177.

Number of products: 487 for traditional collection, and 263 for scanner data. (CPI and HICP).

Number of observations: approximately 200,000 monthly prices.

Functional classification: ECOICOP version 2.

General calculation method: Laspeyres' Chain Index.

Collection method: interviewing agents in establishments, scanner data and centralised collection for special items.

For more information you can access the [methodology](#) and the standardised methodological report at ([IPC](#) and [IPCA](#)).

INE statistics are produced in accordance with the Code of Good Practice for European Statistics. More information on [Quality at INE](#) and [Code of Best Practices](#).

For further information see [INE base](#)

Official INE account on [X](#) [@es_ine](#)

All press releases at: www.ine.es/en/prensa/prensa_en.htm

 Press office: (+34) 91 583 93 63 / (+34) 661 944 540 / (+34) 678 168 837 – gprensa@ine.es

 Information area: (+34) 91 583 91 00 – www.ine.es/infoine/?L=1