

Services Sector Production Index (SSPI) Fourth Quarter 2025. Provisional data

Main results

- The annual variation of the Services Sector Price Index fell by one tenth in the fourth quarter of 2025, to 2.3%.
- The quarterly rate of services prices was -0.5%.

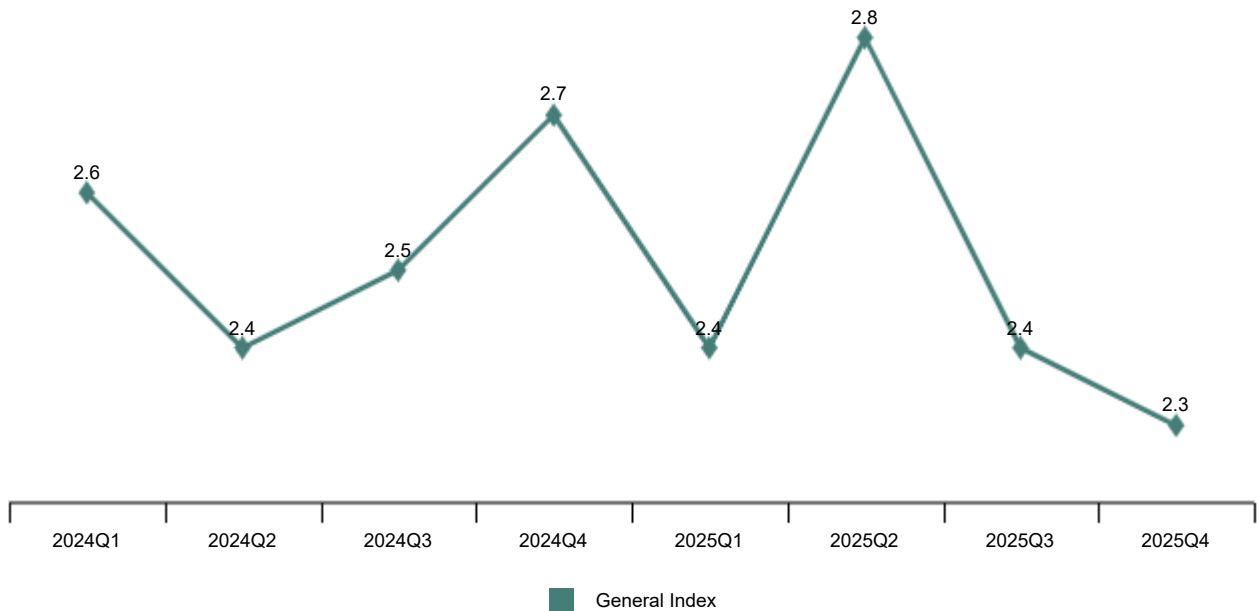
More information

- [Tables annex](#)
- [Detailed quarterly results](#)
- [Annual averages](#)

The annual rate of the general Services Sector Price Index (SSPI) was 2.3% in the fourth quarter, one tenth below the figure recorded in the third quarter.

Annual evolution of the SSPI

General index. Percentage



Among the activities that had a negative impact on the evolution of the annual rate of the general SSPI were the following:

- **Air transport**, which reported a rate of 3.6%, 4.1 points lower than the third quarter, resulting from a larger drop in the prices of this activity than in the fourth quarter of 2024.
- **Accommodation services**, whose annual variation fell by 1.2 points to 4.2%, as prices in this activity had fallen more than in the same quarter of 2024.

Notable among the groups with a positive contribution were:

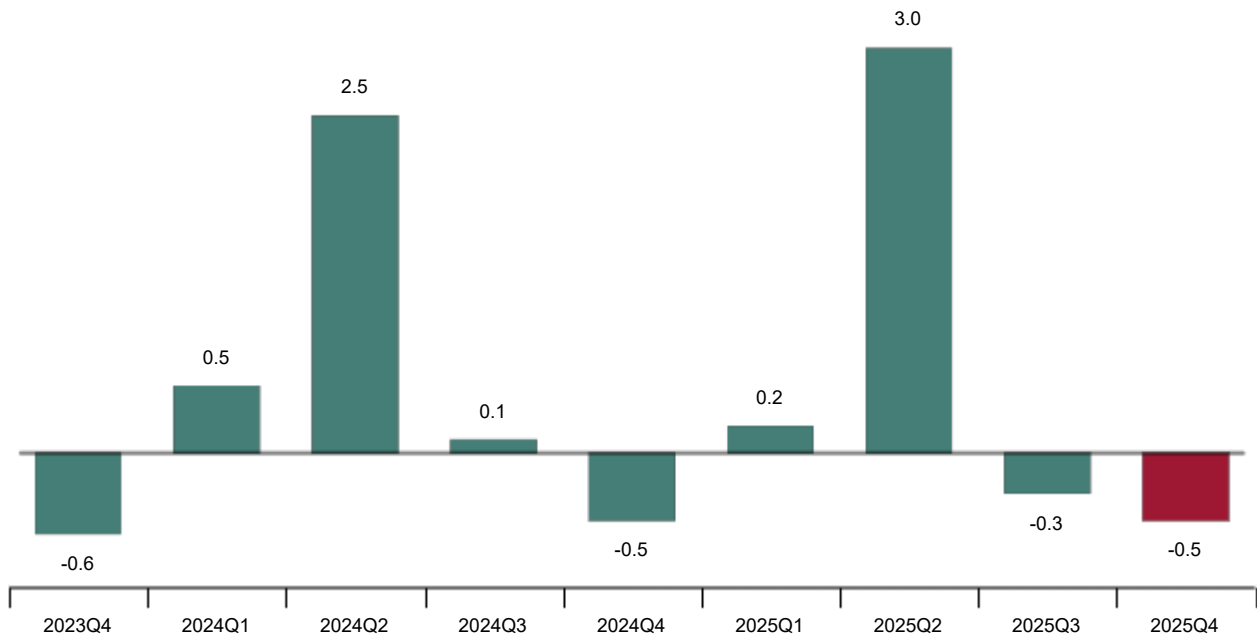
- **Land transport and transport via pipelines**, whose annual rate rose by 1.9 points to 3.3%, due to rising prices in this activity, which had fallen in the same quarter of 2024.
- **Warehousing and support activities for transportation**, with a variation of 2.1%, four points above the figure of the previous quarter, due to less of a decline in prices of this activity than in the fourth quarter of 2024.

Quarterly evolution of the prices of services

The quarterly variation in the general SSPI was -0.5% in the fourth quarter of 2025. This rate was two tenths lower than that of the previous quarter.

Quarterly rate of the Services Sector Price Index

General index. Percentage



Current press release at: <https://www.ine.es/dyngs/Prensa/en/IPS4T25.htm>

A more detailed analysis shows the activities that most affected the quarterly SSPI rate.

Activities with the greatest positive contribution to the quarterly SSPI rate. Fourth quarter 2025

| Activity (CNAE 2009 divisions) | Quarterly rate (%) | Contribution |
|--|--------------------|--------------|
| Advertising and market research | 11.9 | 0.393 |
| Food and beverage service activities | 1.0 | 0.106 |
| Land transport and transport via pipelines | 0.8 | 0.077 |
| Programming and broadcasting activities | 5.8 | 0.054 |

Activities with the greatest negative contribution to the quarterly SSPI rate. Fourth quarter 2025

| Activity (CNAE 2009 divisions) | Quarterly rate (%) | Contribution |
|---|--------------------|--------------|
| Accommodation | -10.4 | -0.644 |
| Travel agency, tour operator and other reservation service and related activities | -5.9 | -0.297 |
| Air transport | -8.1 | -0.219 |
| Warehousing and support activities for transportation | -0.7 | -0.072 |

Data revisions and updates

The INE has updated today the IPS data for the last four quarters, making the data for the fourth quarter of 2024 final. All the results of this operation are available at [INEBase](#).

In accordance with the [Commission's Delegated Regulation \(EU\) 2023/137](#), the INE has begun to work on incorporating the new National Classification of Economic Activities CNAE-2025 in all its statistical operations.

In the case of the SSPI, the first publication of results with CNAE-2025 will take place in June 2028.

Methodological note

The Services Sector Price Indices (SSPI), which are published on a quarterly basis, aim to measure the evolution of the prices of services provided by companies operating in the services sector in Spain, from the supply side (producer's point of view). The prices considered for the calculation are those of services provided to both companies and private consumers.

The activities that form part of the SSPI calculation, in Base 2021, are those included in Sections H, I, J, L, M (except M701, M72 and M75) and N of the CNAE, as specified in the Implementing Regulation (EU) 2020/1197.

Type of survey: quarterly continuous survey.

Base year: 2021.

Reference period of the weightings: the year preceding the current year.

Population scope: services companies.

Sample size: around 1,400 companies and 151 products.

Number of observations: approximately 8,400 quarterly prices.


General calculation method: Laspeyres' Chain Index.

Collection method: internet (IRIA system), e-mail, fax, telephone or postal mail.

For more information, you can access the [methodology](#) and the [standardised methodological report](#).

INE statistics are produced in accordance with the Code of Good Practice for European Statistics. More information on [Quality at INE](#) and the [Code of Best Practices](#).

For further information see [INE base](#)

Official INE account on  [@es_ine](#)

All press releases at: www.ine.es/en/prensa/prensa_en.htm

 Press office: (+34) 91 583 93 63 / (+34) 661 944 540 / (+34) 678 168 837 – gprensa@ine.es

 Information area: (+34) 91 583 91 00 – www.ine.es/infoine/?L=1