

Mercantile Companies Statistics (MC) January 2026. Provisional data

Main results

- The number of mercantile companies increased by 8.8% in January compared to the same month in 2025.
- The number of dissolved companies fell by 0.3% year-on-year.

More information

- [Annex of tables](#) (includes information from the Autonomous Communities)
- [Detailed results](#)

In January, 11,623 mercantile companies were incorporated, 8.8% more than in the same month in 2025. The subscribed capital for incorporation recorded an annual increase of 30.5% and the average capital subscribed (56,734 euros) increased by 19.9%.

On the other hand, 3,624 companies increased their capital, 1.0% fewer than in January 2025. The subscribed capital in the increases decreased by 7.9%.

The number of dissolved mercantile companies fell by 0.3% in the annual rate. 88.5% of them did so voluntarily.

Mercantile companies created, increasing their capital and dissolved. January 2026

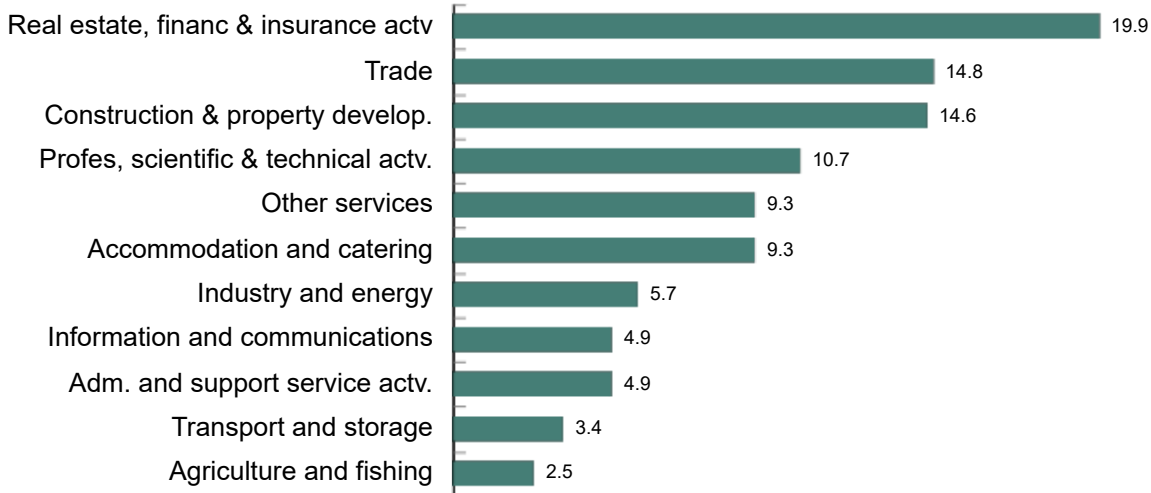
		Total	% Variation		
			Monthly	Annual	Annual accumulated
Mercantile companies created	Number	11,623	-0.8	8.8	8.8
	Capital subscribed (thousands of euros)	659,418	-14.2	30.5	30.5
	Average capital subscribed (euros)	56,734	-13.5	19.9	19.9
Mercantile companies increasing their capital	Number	3,624	26.5	-1.0	-1.0
	Capital subscribed (thousands of euros)	2,752,985	32.7	-7.9	-7.9
	Average capital subscribed (euros)	759,654	4.9	-6.9	-6.9
Mercantile companies dissolved	Number	3,897	7.8	-0.3	-0.3
	- Voluntary	3,450	12.5	-0.3	-0.3
	- Merger	284	-26.6	-5.3	-5.3
	- Other	163	1.2	10.1	10.1

Results by main economic activity

19.9% of the mercantile companies created in January were engaged in *Real Estate, Finance and Insurance* and 14.8% in *Trade*. As for dissolved companies, 19.8% were engaged in *Trade* and 14.9% in *Construction*.

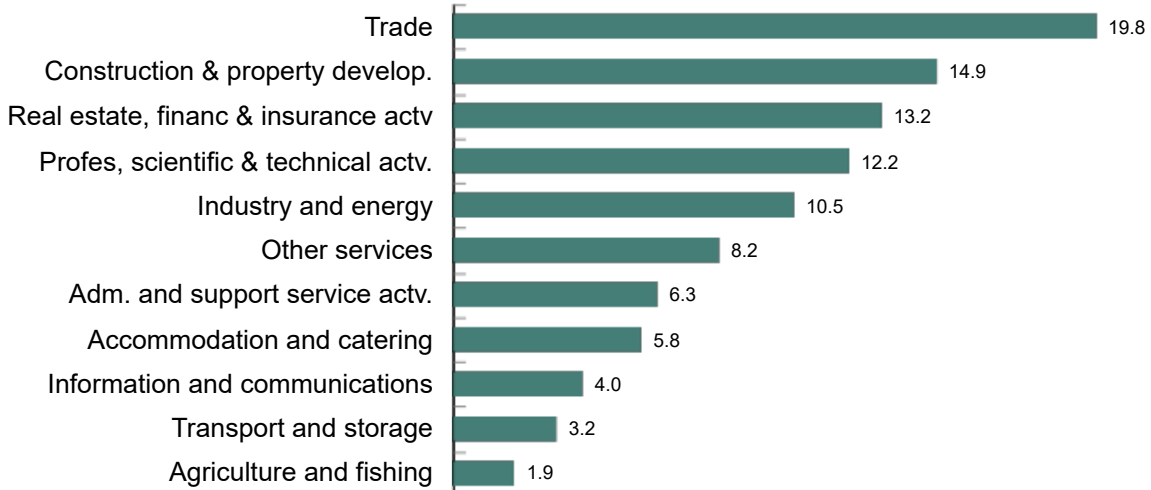
Mercantile companies created by main economic activity. January 2026

Percentage



Mercantile companies dissolved by main economic activity. January 2026

Percentage



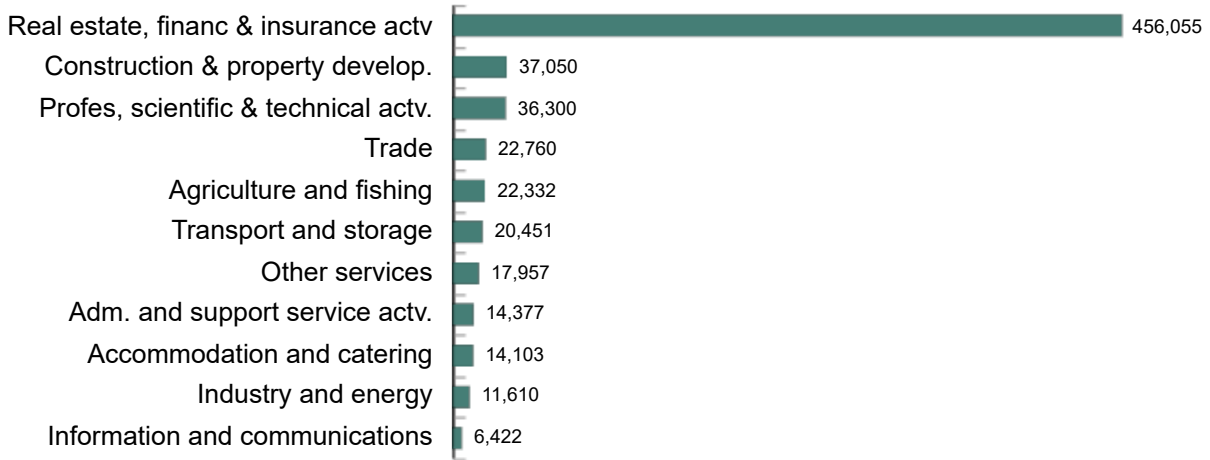
The category according its economic activity with the largest subscribed capital of mercantile companies incorporated was *Real estate, financial and insurance*, with 456.06 million euros. In turn, *Information and communications* companies had the lowest capital, with 6.42 million.

Current press release at: <https://www.ine.es/dyngs/Prensa/en/SM0126.htm>

Capital subscribed of mercantile companies created by main economic activity.

January 2026

Thousands of euros



Results by Autonomous Community

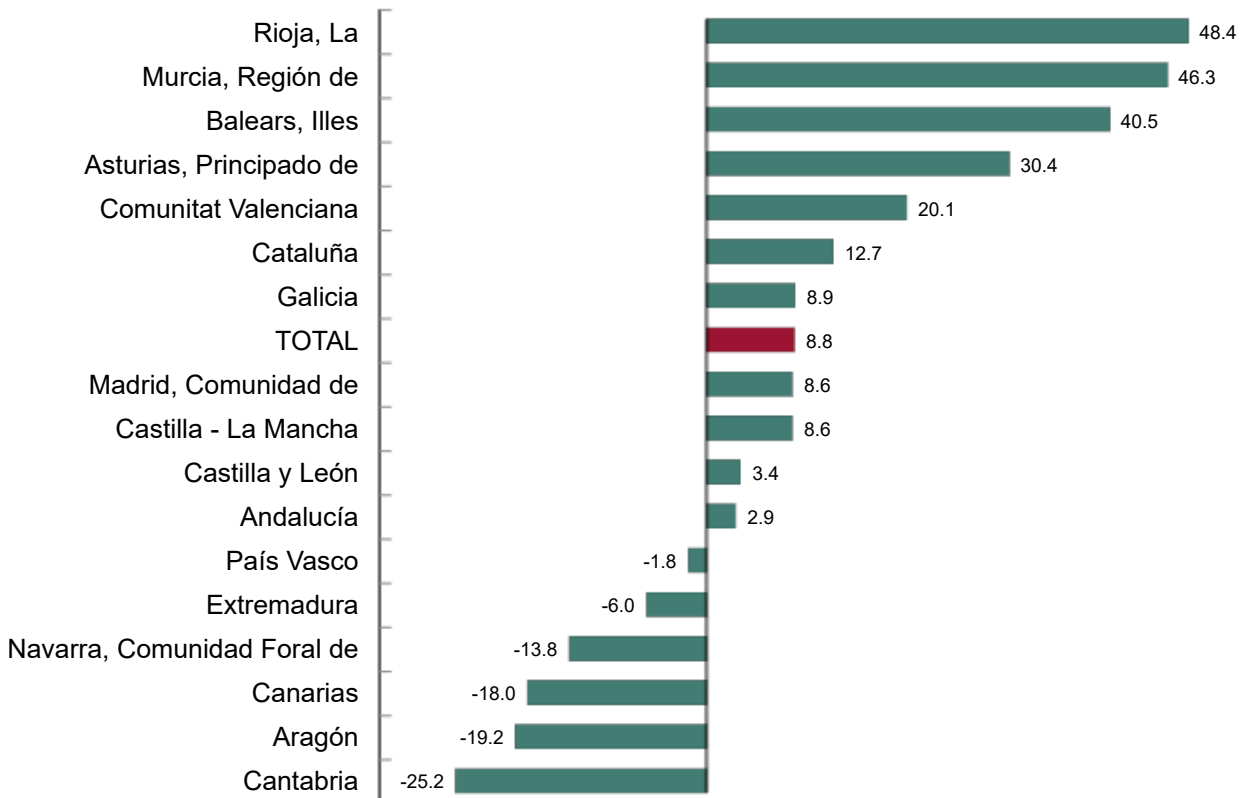
La Rioja (48.4%), Región de Murcia (46.3%) and Illes Balears (40.5%) had the highest annual increases in the number of mercantile companies created in January.

In turn, Cantabria (-25.2%), Aragón (-19.2%) and Canarias (-18.0%) registered the sharpest declines.

Annual variation in mercantile companies created by Autonomous Community.

January 2026

Percentage



Current press release at: <https://www.ine.es/dyngs/Prensa/en/SM0126.htm>

Data revisions and updates

The data for 2026 are provisional and will be reviewed when the data for the same period in 2027 are published. All the results of this operation are available at [INEbase](#).

In accordance with the [Commission's Delegated Regulation \(EU\) 2023/137](#) the INE has begun to work on incorporating the new National Classification of Economic Activities CNAE-2025 in all its statistical operations.

In the case of Mercantile Companies, the first publication of results with CNAE-2025 will take place in March 2028.

Methodological note

The Mercantile Companies Statistics were created by Order of 30 April 1938. Their objective is to measure the demographics of companies, providing monthly information, at provincial and Autonomous Community level, on the companies incorporated, dissolved and those in which there have been changes in capital.

The source of information is the Central Mercantile Registry, which collects all provincial information on the registration of companies and entrepreneurs, as well as mercantile acts determined by law.

Type of survey: continuous monthly survey.

Population scope: set of companies registered in the Central Mercantile Register.

Geographical scope: the entire national territory, by Autonomous Communities and provinces.

Reference period of the results: the calendar month.

Reference period of the information: the calendar month.

Collection method: official records.

More information on the [methodology](#) and the [standardised methodological report](#).

INE statistics are produced in accordance with the Code of Good Practice for European Statistics. More information on [Quality at the INE](#) and the [Code of Best Practice](#).

For further information see [INEbase](#)

Official INE account on  [@es_ine](#)

All press releases at: www.ine.es/en/prensa/prensa_en.htm

 Press office: (+34) 91 583 93 63 / (+34) 661 944 540 / (+34) 678 168 837 – gprensa@ine.es

 Information area: (+34) 91 583 91 00 – www.ine.es/infoine/?L=1