

Mercantile Companies Statistics (MC) April 2025. Provisional data

Main results

- The number of mercantile companies created increased by 0.3% in April compared to the same month in 2024.
- The number of dissolved companies fell by 10.5% year-on-year.

More information

- [Annex of tables](#) (includes information from the Autonomous Communities)
- [Detailed results](#)

In April, 11,794 mercantile companies were incorporated, 0.3% more than in the same month of 2024. The subscribed capital for incorporation recorded an annual decrease of 11.6% and the average subscribed capital (36,187 euros) fell by 11.9%.

On the other hand, 2,437 companies increased their capital, 13.9% fewer than in April 2024. Capital subscribed in capital increases fell by 32.3%.

The number of dissolved companies decreased by 10.5% in the annual rate. 84.4% of them did so voluntarily.

Mercantile companies created, increasing their capital and dissolved. April 2025

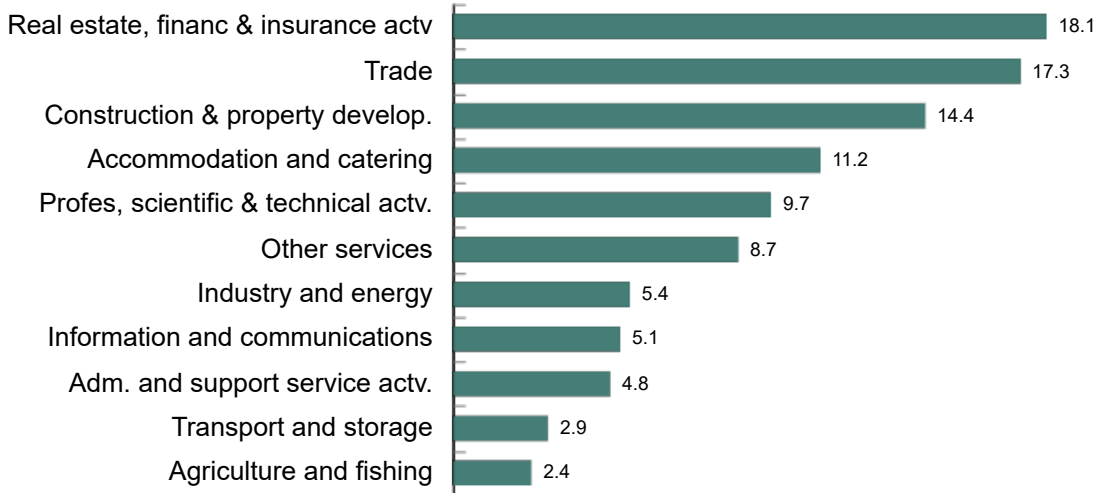
		Total	% Variation		
			Monthly	Annual	Annual accumulated
Mercantile companies created	Number	11,794	11.3	0.3	-5.2
	Capital subscribed (thousands of euros)	426,791	14.6	-11.6	-26.5
	Average capital subscribed (euros)	36,187	2.9	-11.9	-22.4
Mercantile companies increasing their capital	Number	2,437	-6.7	-13.9	-1.7
	Capital subscribed (thousands of euros)	1,428,618	-22.4	-32.3	-13.8
	Average capital subscribed (euros)	586,220	-16.9	-21.3	-12.3
Mercantile companies dissolved	Number	1,653	-16.7	-10.5	-0.6
	- Voluntary	1,395	-14.2	-8.6	-0.1
	- Merger	72	-51.0	-35.1	-3.3
	- Other	186	-12.3	-11.0	-2.7

Results by main economic activity

18.1% of the mercantile companies created in April were engaged in *Real Estate, Finance and Insurance* and 17.3% in *Trade*. As for dissolved companies, 21.0% were engaged in *Trade* and 17.8% in *Construction*.

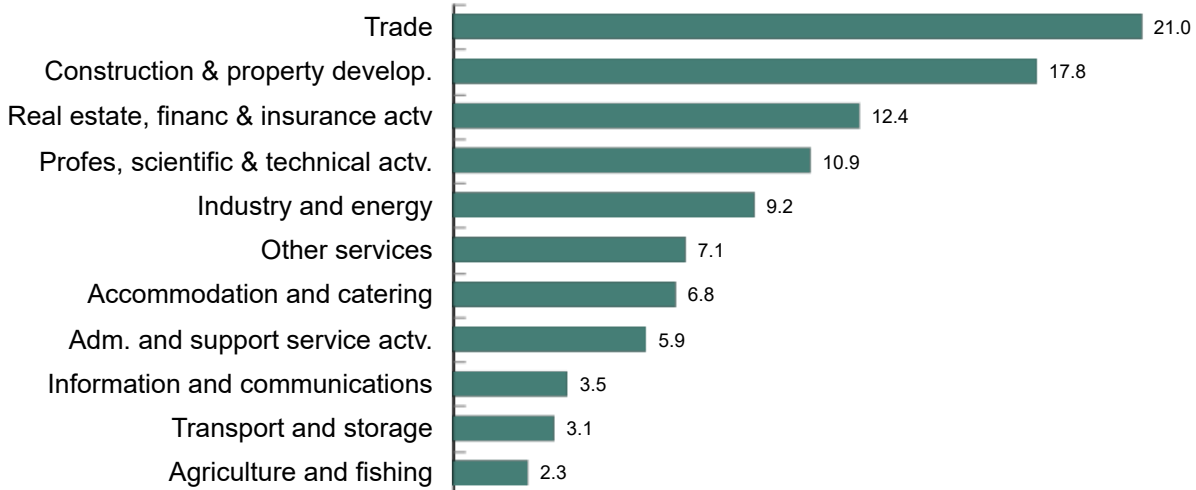
Mercantile companies created by main economic activity. April 2025

Percentage



Mercantile companies dissolved by main economic activity. April 2025

Percentage



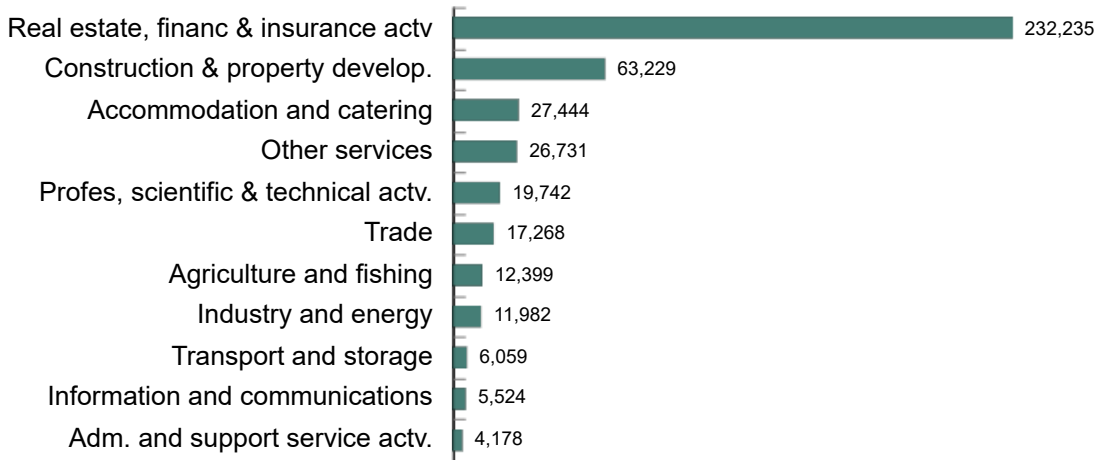
The economic activity with the largest subscribed capital of mercantile companies incorporated was *Real estate, financial and insurance*, with 232.24 million euros. In turn, *Administrative and support service activities* recorded the lowest figure for capital, with 4.18 million.

Current press release at: <https://www.ine.es/dyngs/Prensa/en/SM0425.htm>

Capital subscribed of mercantile companies created by main economic activity.

April 2025

Thousands of euros



Results by Autonomous Community

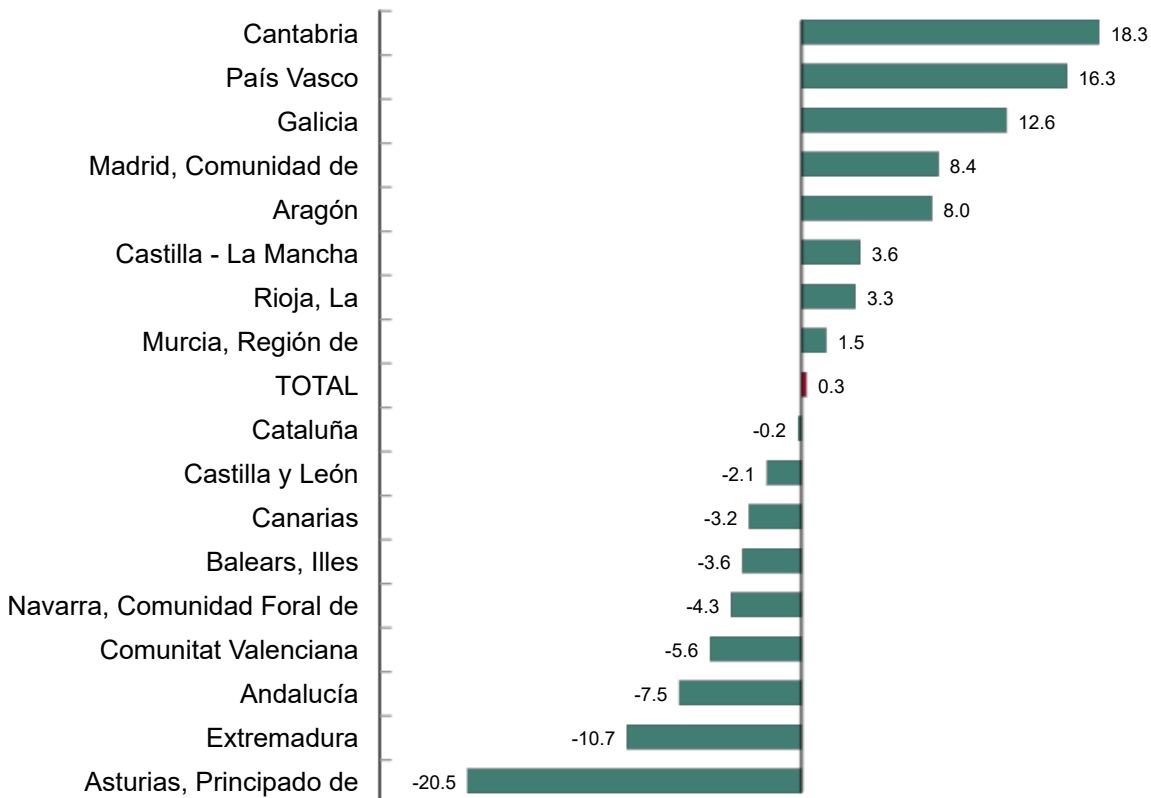
Cantabria (18.3%), País Vasco (16.3%) and Aragón (12.6%) recorded the highest annual growth in the number of mercantile companies incorporated in April.

In turn, Principado de Asturias (-20.5%), Extremadura (-10.7%) and Andalucía (-7.5%) registered the largest decreases.

Annual variation in mercantile companies created by Autonomous Community.

April 2025

Percentage



Current press release at: <https://www.ine.es/dyngs/Prensa/en/SM0425.htm>

Revision and updating of data

The data for 2025 are provisional and will be reviewed when the data for the same period in 2026 are published. All the results of this operation are available at [INEbase](#).

In accordance with the [Commission's Delegated Regulation \(EU\) 2023/137](#) the INE has begun to work on incorporating the new National Classification of Economic Activities CNAE-2025 in all its statistical operations.

In the case of Mercantile Companies, the first publication of results with CNAE-2025 will take place in March 2028.

Methodological note

The Mercantile Companies Statistics were created by Order of 30 April 1938. Their objective is to measure the demographics of companies, providing monthly information, at provincial and Autonomous Community level, on the companies incorporated, dissolved and those in which there have been changes in capital.

The source of information is the Central Mercantile Registry, which collects all provincial information on the registration of companies and entrepreneurs, as well as mercantile acts determined by law.

Type of survey: continuous monthly survey.

Population scope: set of companies registered in the Central Mercantile Register.

Geographical scope: the entire national territory, by Autonomous Communities and provinces.

Reference period of the results: the calendar month.

Reference period of the information: the calendar month.

Collection method: official records.

More information on the [methodology](#) and the [standardised methodological report](#).

INE statistics are produced in accordance with the Code of Good Practice for European Statistics. More information on [Quality at the INE](#) and the [Code of Best Practice](#).

For further information see [INEbase](#)

Official INE account on  [@es_ine](#)

All press releases at: www.ine.es/en/prensa/prensa_en.htm

 Press office: (+34) 91 583 93 63 / 94 08 – gprensa@ine.es

 Information area: (+34) 91 583 91 00 – www.ine.es/infoine/?L=1