



Instituto Nacional de Estadística



INE Statistics availability calendar

Calendar format ICS and PDF format Latest update: 25 September 2020

## Calendar 2020 by months

[Year 2019](#)
[January 2020](#)
[February](#)
[March](#)
[April](#)
[May](#)
[June](#)
[July](#)
[August](#)
[September](#)
[October](#)  
[November](#)
[December](#)

### Short-term statistics. January 2020

Day	Statistic operation	Reference period
2	<b>EOAT</b> (Non-hotel Tourist Accommodation Occupancy and Prices Survey): <a href="#">Campsite - Holiday Dwellings - Rural Tourism Accommodation - Hostels</a>	November 2019
3	<b>Frontur</b> . <a href="#">Tourist Movement on Borders</a>	November 2019
3	<b>Egatur</b> . <a href="#">Tourist Expenditure Survey</a>	November 2019
7	<b>IPRIX-IPRIM</b> . <a href="#">Export and Import Price Indices for Industrial Products</a>	November 2019
10	<b>IPI</b> . <a href="#">Industrial Production Indices</a>	November 2019
16	<b>SM</b> . <a href="#">Mercantile Companies</a>	November 2019
14	<b>TV</b> . <a href="#">Passenger transport Statistics</a>	November 2019
15	<b>IPC-IPCA</b> . <a href="#">Consumer Price Index - Harmonised Index of Consumer Prices</a>	December 2019
16	<b>ICE</b> . <a href="#">Business Confidence Indicators</a>	Quarter 1/2020
20	<b>ETDP</b> . <a href="#">Statistics on Transfer of Property Rights</a>	November 2019
21	<b>ICN-IEP</b> . <a href="#">Industrial Turnover Indices - Industrial New Orders Received Indices</a>	November 2019
21	<b>IASS</b> . <a href="#">Services Sector Activity Indicators</a>	November 2019
22	<b>ICNE</b> . <a href="#">Business Turnover Index</a>	November 2019
23	<b>CTH</b> . <a href="#">Hotels: Occupancy Survey - Price Index - Indicators on the profitability</a>	December 2019
24	<b>IPRI</b> . <a href="#">Industrial Prices Indices</a>	December

		2019
28	<b>EPA.</b> Economically Active Population Survey	Quarter 4/2019
28	<b>EFPA.</b> Economically Active Population Flow Statistics	Quarter 4/2019
27	<b>H.</b> Mortgage Statistics	November 2019
29	<b>ICM.</b> Retail Trade Indices	December 2019
30	<b>EOAT (Non-hotel Tourist Accommodation Occupancy and Prices Survey):</b> Campsite - Holiday Dwellings - Rural Tourism Accommodation - Hostels	December 2019
31	<b>CNTR (Flash Estimate.)</b> Quarterly Spanish National Accounts: main aggregates	Quarter 4/2019
31	<b>IPC-IPCA (IA).</b> CPI (Flash Estimate) - IPCA (Flash Estimate)	January 2020

### Structural Statistics. January 2020 \*

Day	Statistic operation	Reference period
8	Population figures. Final data Population figures. Provisional data	01/01/2019 01/07/2019
8	Migrations Statistics. Final data Migrations Statistics. Provisional data	2018 First half/2019
22	List of place name: Population of the Continuous Municipal Register by Population Unit	01/01/2019
22	Continuous Register Statistics	Definitive data on 01-01-2019

### Short-term statistics. February 2020

Day	Statistic operation	Reference period
3	<b>Frontur.</b> Tourist Movement on Borders	December 2019
3	<b>Egatur.</b> Tourist Expenditure Survey	December 2019
4	<b>IPRIX-IPRIM.</b> Export and Import Price Indices for Industrial Products	December 2019
6	<b>EPC.</b> Bankruptcy Proceedings Statistics	Quarter 4/2019
7	<b>IPI.</b> Industrial Production Indices	December 2019
11	<b>TV.</b> Passenger transport Statistics	December 2019
12	<b>ETDP.</b> Statistics on Transfer of Property Rights	December 2019
13	<b>SM.</b> Mercantile Companies	December 2019
14	<b>IPC-IPCA.</b> Consumer Price Index - Harmonised Index of Consumer Prices	January 2020
21	<b>ICN-IEP.</b> Industrial Turnover Indices - Industrial New Orders Received Indices	December 2019

21	<b>IASS.</b> Services Sector Activity Indicators	December 2019
24	<b>CTH.</b> Hotels: Occupancy Survey - Price Index - Indicators on the profitability	January 2020
25	<b>IPRI.</b> Industrial Prices Indices	January 2020
26	<b>ICNE.</b> Business Turnover Index	December 2019
27	<b>H.</b> Mortgage Statistics	December 2019
27	<b>IPC-IPCA (IA).</b> CPI (Flash Estimate) - IPCA (Flash Estimate)	February 2020
28	<b>EOAT</b> (Non-hotel Tourist Accommodation Occupancy and Prices Survey): Campsite - Holiday Dwellings - Rural Tourism Accommodation - Hostels	January 2020

### Structural Statistics. February 2020 \*

Day	Statistic operation	Reference period
7	List of Municipalities, Provinces, Autonomous Communities and Cities and their codes	1 January 2020
21	Economically Active Population Survey. Annual average of the four quarters	2019
27	Hospital morbidity Survey	2018
28	Statistics on Biotechnology Use	2018

### Short-term statistics. March 2020

Day	Statistic operation	Reference period
2	<b>Frontur.</b> Tourist Movement on Borders	January 2020
2	<b>Egatur.</b> Tourist Expenditure Survey	January 2020
3	<b>ECSE.</b> Stock and Supply Short-term Survey	Quarter 4/2019
4	<b>TF.</b> Rail Transport Statistics	Quarter 4/2019
5	<b>IPRIX-IPRIM.</b> Export and Import Price Indices for Industrial Products	January 2020
6	<b>EH.</b> Foreclosure Statistics	Quarter 4/2019
6	<b>IPI.</b> Industrial Production Indices	January 2020
10	<b>IPV.</b> Housing price index	Quarter 4/2019
10	<b>ICLA.</b> Harmonised Labour Cost Index	Quarter 4/2019
11	<b>TV.</b> Passenger transport Statistics	January 2020
11	<b>ICM.</b> Retail Trade Indices	January 2020
12	<b>SM.</b> Mercantile Companies	January 2020
13	<b>IPC-IPCA.</b> Consumer Price Index - Harmonised Index of Consumer Prices	February 2020
16	<b>ETDP.</b> Statistics on Transfer of Property Rights	January 2020
17	<b>ETCL.</b> Quarterly Labour Cost Survey	Quarter 4/2019
18	<b>IPS.</b> Services Prices Index	Quarter 4/2019
23	<b>CTH.</b> Hotels: Occupancy Survey - Price Index - Indicators on the profitability	February 2020
24	<b>ECIS.</b> International Trade in Services Survey	Quarter 4/2019
25	<b>ICN.</b> Industrial Turnover Indices	January 2020

25	<b>IASS.</b> Services Sector Activity Indicators	January 2020
25	<b>IPRI.</b> Industrial Prices Indices	February 2020
26	<b>ICNE.</b> Business Turnover Index	January 2020
26	<b>H.</b> Mortgage Statistics	January 2020
30	<b>IPC-IPCA (IA).</b> CPI (Flash Estimate) - IPCA (Flash Estimate)	March 2020
30	<b>ICM.</b> Retail Trade Indices	February 2020
31	<b>CNTR.</b> Quarterly Spanish National Accounts: main aggregates	Quarter 4/2019
31	<b>CTNFSI.</b> Quarterly non-financial accounts for the Institutional Sectors	Quarter 4/2019

### Structural Statistics. March 2020 \*

Day	Statistic operation	Reference period
9	Module on the Business Environment. (Business Confidence Indicators)	2019
20	Register of Spaniards Resident Abroad Statistic	01-01-2019
27	Economically Active Population Survey (Subsample variables)	2019

### Short-term statistics. April 2020

Day	Statistic operation	Reference period
1	<b>EOAT</b> (Non-hotel Tourist Accommodation Occupancy and Prices Survey): Campsite - Holiday Dwellings - Rural Tourism Accommodation - Hostels	February 2020
2	<b>Egatur.</b> Tourist Expenditure Survey	February 2020
2	<b>Frontur.</b> Tourist Movement on Borders	February 2020
3	<b>ETR (Familitur).</b> Residents Travel Survey	Quarter 4/2019
3	<b>IPRIX-IPRIM.</b> Export and Import Price Indices for Industrial Products	February 2020
3	<b>IPI.</b> Industrial Production Indices	February 2020
13	<b>TV.</b> Passenger transport Statistics	February 2020
14	<b>SM.</b> Mercantile Companies	February 2020
15	<b>IPC-IPCA.</b> Consumer Price Index - Harmonised Index of Consumer Prices	March 2020
16	<b>ICE.</b> Business Confidence Indicators	Quarter 2/2020
21	<b>ETDP.</b> Statistics on Transfer of Property Rights	February 2020
22	<b>ICN.</b> Industrial Turnover Indices	February 2020
22	<b>IASS.</b> Services Sector Activity Indicators	February 2020
23	<b>CTH.</b> Hotels: Occupancy Survey - Price Index - Indicators on the profitability	March 2020
24	<b>IPRI.</b> Industrial Prices Indices	March 2020

27	<b>ICNE.</b> Business Turnover Index	February 2020
28	<b>EPA.</b> Economically Active Population Survey	Quarter 1/2020
28	<b>EFPA.</b> Economically Active Population Flow Statistics	Quarter 1/2020
29	<b>H.</b> Mortgage Statistics	February 2020
29	<b>ICM.</b> Retail Trade Indices	March 2020
30	<b>IPC-IPCA (IA).</b> CPI (Flash Estimate) - IPCA (Flash Estimate)	April 2020
30	<b>CNTR (Flash Estimate.)</b> . Quarterly Spanish National Accounts: main aggregates	Quarter 1/2020

### Structural Statistics. April 2020 \*

Day	Statistic operation	Reference period
2	Continuous Household Survey	2019
21	Continuous Register Statistics. Provisional data	01/01/2020

### Short-term statistics. May 2020

Day	Statistic operation	Reference period
4	<b>EOAT</b> (Non-hotel Tourist Accommodation Occupancy and Prices Survey): Campsite - Holiday Dwellings - Rural Tourism Accommodation - Hostels	March 2020
5	<b>IPRIX-IPRIM.</b> Export and Import Price Indices for Industrial Products	March 2020
6	<b>Egatur.</b> Tourist Expenditure Survey	March 2020
6	<b>Frontur.</b> Tourist Movement on Borders	March 2020
8	<b>IPI.</b> Industrial Production Indices	March 2020
11	<b>EPC.</b> Bankruptcy Proceedings Statistics	Quarter 1/2020
13	<b>TV.</b> Passenger transport Statistics	March 2020
13	<b>ETDP.</b> Statistics on Transfer of Property Rights	March 2020
14	<b>SM.</b> Mercantile Companies	March 2020
14	<b>IPC-IPCA.</b> Consumer Price Index - Harmonised Index of Consumer Prices	April 2020
21	<b>ICN.</b> Industrial Turnover Indices	March 2020
21	<b>IASS.</b> Services Sector Activity Indicators	March 2020
22	<b>CTH.</b> Hotels: Occupancy Survey - Price Index - Indicators on the profitability	April 2020
25	<b>IPRI.</b> Industrial Prices Indices	April 2020
26	<b>ICNE.</b> Business Turnover Index	March 2020
27	<b>H.</b> Mortgage Statistics	March 2020
28	<b>ICM.</b> Retail Trade Indices	April 2020
28	<b>IPC-IPCA (IA).</b> CPI (Flash Estimate) - IPCA (Flash Estimate)	May 2020
29	<b>EOAT</b> (Non-hotel Tourist Accommodation Occupancy and Prices Survey): Campsite - Holiday Dwellings - Rural Tourism Accommodation - Hostels	April 2020

**Structural Statistics. May 2020 \***

Day	Statistic operation	Reference period
19	Statistics on Domestic Violence and Gender Violence	2019
20	Most popular names and surnames	Update on 01/01/2019
26	Urban Audit	2020
28	Affiliated Health Professionals Statistics	2019
29	Consumption indicators for territorial distribution of VAT	2018
29	Spanish Regional Accounts. Final consumption expenditure by household	2014-2016 Series

**Short-term statistics. June 2020**

Day	Statistic operation	Reference period
1	<b>Egatur.</b> Tourist Expenditure Survey	April 2020
1	<b>Frontur.</b> Tourist Movement on Borders	April 2020
3	<b>TF.</b> Rail Transport Statistics	Quarter 1/2020
4	<b>IPRIX-IPRIM.</b> Export and Import Price Indices for Industrial Products	April 2020
5	<b>EH.</b> Foreclosure Statistics	Quarter 1/2020
5	<b>IPI.</b> Industrial Production Indices	April 2020
8	<b>ECSE.</b> Stock and Supply Short-term Survey	Quarter 1/2020
8	<b>SM.</b> Mercantile Companies	April 2020
9	<b>IPV.</b> Housing price index	Quarter 1/2020
9	<b>ICLA.</b> Harmonised Labour Cost Index	Quarter 1/2020
11	<b>TV.</b> Passenger transport Statistics	April 2020
11	<b>ETDP.</b> Statistics on Transfer of Property Rights	April 2020
12	<b>IPC-IPCA.</b> Consumer Price Index - Harmonised Index of Consumer Prices	May 2020
16	<b>ETCL.</b> Quarterly Labour Cost Survey	Quarter 1/2020
17	<b>IPS.</b> Services Prices Index	Quarter 1/2020
22	<b>ICN.</b> Industrial Turnover Indices	April 2020
22	<b>IASS.</b> Services Sector Activity Indicators	April 2020
23	<b>CTH.</b> Hotels: Occupancy Survey - Price Index - Indicators on the profitability	May 2020
24	<b>ECIS.</b> International Trade in Services Survey	Quarter 1/2020
24	<b>ICNE.</b> Business Turnover Index	April 2020
25	<b>IPRI.</b> Industrial Prices Indices	May 2020
26	<b>H.</b> Mortgage Statistics	April 2020
26	<b>ICM.</b> Retail Trade Indices	May 2020
29	<b>IPC-IPCA (IA).</b> IPC (Flash Estimate) - IPCA (Flash Estimate)	June 2020
29	<b>ETR (Familitur).</b> Residents Travel Survey	Quarter 1/2020
30	<b>CTNFSI.</b> Quarterly non-financial accounts for the Institutional Sectors	Quarter 1/2020
30	<b>CNTR.</b> Quarterly Spanish National Accounts: main aggregates	Quarter 1/2020

**Structural Statistics. June 2020 \***

Day	Statistic operation	Reference period
3	Vital statistics (Marriages, births and deaths). Provisional data	2019
3	Basic Demographic Indicators. Provisional data	2019
4	Statistics on Acquisition of Spanish Citizenship of Residents (ANES). Provisional data	2019
8	Population figures. Provisional data	01-01-2020
8	Migrations statistics. Provisional data	2019
12	EPA Module: organisation and duration of workday	2019
16	Statistics on Lawsuits in Urban Leases	2019
17	Residential Variation Statistics	2019
24	Structural Business Statistics: Industrial Sector. Final data	2018
24	Structural Business Statistics: trade sector. Final data	2018
24	Structural Business Statistics: services sector. Final data	2018
24	Statistics on Products in the trade sector. Final data	2018
24	Statistics on Products in the services sector. Final data	2018
25	Annual Wage Structure Survey	2018
26	Annual Industrial Products Survey	2019

**Short-term statistics. July 2020**

Day	Statistic operation	Reference period
1	<b>EOAT</b> (Non-hotel Tourist Accommodation Occupancy and Prices Survey): Campsite - Holiday Dwellings - Rural Tourism Accommodation - Hostels	May 2020
2	<b>Egatur</b> . Tourist Expenditure Survey	May 2020
2	<b>Frontur</b> . Tourist Movement on Borders	May 2020
3	<b>IPRIX-IPRIM</b> . Export and Import Price Indices for Industrial Products	May 2020
6	<b>IPI</b> . Industrial Production Indices	May 2020
9	<b>SM</b> . Mercantile Companies	May 2020
10	<b>ICE</b> . Business Confidence Indicators	Quarter 3/2020
10	<b>TV</b> . Passenger transport Statistics	May 2020
13	<b>ETDP</b> . Statistics on Transfer of Property Rights	May 2020
14	<b>IPC-IPCA</b> . Consumer Price Index - Harmonised Index of Consumer Prices	June 2020
17	<b>ICN</b> . Industrial Turnover Indices	May 2020
17	<b>IASS</b> . Services Sector Activity Indicators	May 2020
20	<b>ICNE</b> . Business Turnover Index	May 2020
23	<b>CTH</b> . Hotels: Occupancy Survey - Price Index - Indicators on the profitability	June 2020
24	<b>H</b> . Mortgage Statistics	May 2020
24	<b>IPRI</b> . Industrial Prices Indices	June 2020
28	<b>EPA</b> . Economically Active Population Survey	Quarter 2/2020

28	<b>EFPA.</b> Economically Active Population Flow Statistics	Quarter 2/2020
29	<b>ICM.</b> Retail Trade Indices	June 2020
30	<b>IPC-IPCA (IA).</b> CPI (Flash Estimate) - IPCA (Flash Estimate)	July 2020
30	<b>EOAT</b> (Non-hotel Tourist Accommodation Occupancy and Prices Survey): Campsite - Holiday Dwellings - Rural Tourism Accommodation - Hostels	June 2020
31	<b>CNTR (Flash Estimate.).</b> Quarterly Spanish National Accounts: main aggregates	Quarter 2/2020

### Structural Statistics. July 2020 \*

Day	Statistic operation	Reference period
16	Statistics on the Use of Water	2018
21	Life Conditions Survey. Annual module	2019
21	Life Conditions Survey	2019
22	Annual Labour Cost Survey	2019
23	Statistics on Environmental Protection Activities	2018
24	Information and Communications Technologies (ICT) Sector Indicators	2018
27	Spanish Regional Accounts. First estimate	2019
28	Household Budget Survey	2019
29	High Technology Indicators	2018
29	Rail Transport Statistics	2019

### Short-term statistics. August 2020

Day	Statistic operation	Reference period
3	<b>Egatur.</b> Tourist Expenditure Survey	June 2020
3	<b>Frontur.</b> Tourist Movement on Borders	June 2020
4	<b>IPRIX-IPRIM.</b> Export and Import Price Indices for Industrial Products	June 2020
5	<b>EPC.</b> Bankruptcy Proceedings Statistics	Quarter 2/2020
7	<b>ETDP.</b> Statistics on Transfer of Property Rights	June 2020
7	<b>IPI.</b> Industrial Production Indices	June 2020
11	<b>TV.</b> Passenger transport Statistics	June 2020
12	<b>SM.</b> Mercantile Companies	June 2020
13	<b>IPC-IPCA.</b> Consumer Price Index - Harmonised Index of Consumer Prices	July 2020
14	<b>ICN.</b> Industrial Turnover Indices	June 2020
14	<b>IASS.</b> Services Sector Activity Indicators	June 2020
17	<b>ICNE.</b> Business Turnover Index	June 2020
24	<b>CTH.</b> Hotels: Occupancy Survey - Price Index - Indicators on the profitability	July 2020
25	<b>IPRI.</b> Industrial Prices Indices	July 2020
28	<b>H.</b> Mortgage Statistics	June 2020
28	<b>ICM.</b> Retail Trade Indices	July 2020



31	<b>IPC-IPCA (IA).</b> CPI (Flash Estimate) - IPCA (Flash Estimate)	August 2020
31	<b>EOAT</b> (Non-hotel Tourist Accommodation Occupancy and Prices Survey): Campsite - Holiday Dwellings - Rural Tourism Accommodation - Hostels	July 2020

### Structural Statistics. August 2020 \*

Day	Statistic operation	Reference period
-----	---------------------	------------------

### Short-term statistics. September 2020

Day	Statistic operation	Reference period
1	<b>Egatur.</b> Tourist Expenditure Survey	July 2020
1	<b>Frontur.</b> Tourist Movement on Borders	July 2020
4	<b>IPRIX-IPRIM.</b> Export and Import Price Indices for Industrial Products	July 2020
4	<b>TF.</b> Rail Transport Statistics	Quarter 2/2020
7	<b>EH.</b> Foreclosure Statistics	Quarter 2/2020
8	<b>IPV.</b> Housing price index	Quarter 2/2020
9	<b>ECSE.</b> Stock and Supply Short-term Survey	Quarters 2/2020
10	<b>ICLA.</b> Harmonised Labour Cost Index	Quarter 2/2020
10	<b>SM.</b> Mercantile Companies	July 2020
11	<b>IPI.</b> Industrial Production Indices	July 2020
11	<b>IPC-IPCA.</b> Consumer Price Index - Harmonised Index of Consumer Prices	August 2020
14	<b>TV.</b> Passenger transport Statistics	July 2020
14	<b>ETDP.</b> Statistics on Transfer of Property Rights	July 2020
16	<b>IPS.</b> Services Prices Index	Quarter 2/2020
17	<b>ETCL.</b> Quarterly Labour Cost Survey	Quarter 2/2020
17	<b>ECIS.</b> International Trade in Services Survey	Quarter 2/2020
22	<b>ICN.</b> Industrial Turnover Indices	July 2020
22	<b>IASS.</b> Services Sector Activity Indicators	July 2020
23	<b>CTH.</b> Hotels: Occupancy Survey - Price Index - Indicators on the profitability	August 2020
23	<b>CNTR.</b> Quarterly Spanish National Accounts: main aggregates	Quarter 2/2020
24	<b>ICNE.</b> Business Turnover Index	July 2020
25	<b>IPRI.</b> Industrial Prices Indices	August 2020
28	<b>H.</b> Mortgage Statistics	July 2020
28	<b>ETR (Familitur).</b> Residents Travel Survey	Quarter 2/2020
29	<b>ICM.</b> Retail Trade Indices	August 2020
29	<b>IPC-IPCA (IA).</b> CPI (Flash Estimate) - IPCA (Flash Estimate)	September 2020
30	<b>CTNFSI.</b> Quarterly non-financial accounts for the Institutional Sectors	Quarter 2/2020

### Structural Statistics. September 2020 \*

Day	Statistic operation	Reference period
15	Annual Spanish National Accounts. Main aggregates	Serie 1995-2019

21	Conviction Statistics: Adults	2019
21	Conviction Statistics: Minors	2019
22	Population projections	2020-2070
24	Wage Structure Survey	2018
25	Labour and Geographical Mobility Statistics	2020
28	Statistics on Annulments, Separations and Divorces	2019
29	The Wages of Persons with Disabilities	2018
29	Labour Price Index	2018
30	Inward FATS	2018
30	Statistics on Affiliates of Spanish Companies Abroad	2018
30	Annual Spanish National Accounts. Annual non-financial accounts for the institutional sectors.	Serie 1999-2019
30	Annual Spanish National Accounts. Aggregates by industry	Serie 1995-2019
30	Annual non-financial accounts for the institutional sectors. Balances no financieros por sector institucional	1995-2019 Series
30	Annual Spanish National Accounts. Aggregates by industry. Balances no financieros por rama de actividad	2000-2019 Series

### Short-term statistics. October 2020

Day	Statistic operation	Reference period
1	<b>EOAT</b> (Non-hotel Tourist Accommodation Occupancy and Prices Survey): Campsite - Holiday Dwellings - Rural Tourism Accommodation - Hostels	August 2020
2	<b>Frontur</b> . Tourist Movement on Borders	August 2020
2	<b>Egatur</b> . Tourist Expenditure Survey	August 2020
5	<b>IPRIX-IPRIM</b> . Export and Import Price Indices for Industrial Products	August 2020
7	<b>IPI</b> . Industrial Production Indices	August 2020
8	<b>SM</b> . Mercantile Companies	August 2020
9	<b>ETDP</b> . Statistics on Transfer of Property Rights	August 2020
13	<b>TV</b> . Passenger transport Statistics	August 2020
13	<b>ICE</b> . Business Confidence Indicators	Quarter 4/2020
14	<b>IPC-IPCA</b> . Consumer Price Index - Harmonised Index of Consumer Prices	September 2020
21	<b>ICN</b> . Industrial Turnover Indices	August 2020
21	<b>IASS</b> . Services Sector Activity Indicators	August 2020
22	<b>ICNE</b> . Business Turnover Index	August 2020
23	<b>CTH</b> . Hotels: Occupancy Survey - Price Index - Indicators on the profitability	September 2020
26	<b>IPRI</b> . Industrial Prices Indices	September 2020
27	<b>EPA</b> . Economically Active Population Survey	Quarter 3/2020
27	<b>EFPA</b> . Economically Active Population Flow Statistics	Quarter

		3/2020
28	<b>ICM.</b> Retail Trade Indices	September 2020
28	<b>H.</b> Mortgage Statistics	August 2020
29	<b>IPC-IPCA (IA).</b> CPI (Flash Estimate) - IPCA (Flash Estimate)	October 2020
29	<b>EOAT</b> (Non-hotel Tourist Accommodation Occupancy and Prices Survey): Campsite - Holiday Dwellings - Rural Tourism Accommodation - Hostels	September 2020
30	<b>CNTR (Flash Estimate.).</b> Quarterly Spanish National Accounts: main aggregates	Quarter 3/2020

### Structural Statistics. October 2020 \*

Day	Statistic operation	Reference period
6	Household Projection	2020-2035
20	Survey on ICT and Electronic Commerce use in Companies	2018-2020
22	Quality of Life Indicators	Edición 2020
28	Stock and Supply Short-term Survey	2019
29	Survey on the Labour Insertion of University Graduates	2019

### Short-term statistics. November 2020

Day	Statistic operation	Reference period
3	<b>Egatur.</b> Tourist Expenditure Survey	September 2020
3	<b>Frontur.</b> Tourist Movement on Borders	September 2020
4	<b>IPRIX-IPRIM.</b> Export and Import Price Indices for Industrial Products	September 2020
5	<b>EPC.</b> Bankruptcy Proceedings Statistics	Quarter 3/2020
6	<b>IPI.</b> Industrial Production Indices	September 2020
11	<b>SM.</b> Mercantile Companies	September 2020
11	<b>TV.</b> Passenger transport Statistics	September 2020
12	<b>ETDP.</b> Statistics on Transfer of Property Rights	September 2020
13	<b>IPC-IPCA.</b> Consumer Price Index - Harmonised Index of Consumer Prices	October 2020
23	<b>ICN.</b> Industrial Turnover Indices	September 2020
23	<b>IASS.</b> Services Sector Activity Indicators	September 2020
24	<b>CTH.</b> Hotels: Occupancy Survey - Price Index - Indicators on the profitability	October 2020
25	<b>IPRI.</b> Industrial Prices Indices	October 2020
26	<b>ICNE.</b> Business Turnover Index	September 2020
27	<b>ICM.</b> Retail Trade Indices	October 2020
30	<b>IPC-IPCA (IA).</b> CPI (Flash Estimate) - IPCA (Flash Estimate)	November 2020
30	<b>H.</b> Mortgage Statistics	September 2020

### Structural Statistics. November 2020 \*

Day	Statistic operation	Reference period
6	Economically Active Population Survey (Wage decile of the main job)	2019

11	Environmental accounts: Physical energy flow accounts	Serie 2014-2018
12	Environmental accounts: Air Emissions Accounts	Serie 2008-2019
13	Environmental accounts: Environmental tax account	Serie 2008-2019
16	Survey on Equipment and Use of Information and Communication Technologies in Households	2020
18	Supply and Use tables	2017
20	Harmonised Business Demography	2018
25	Surveys on Water Supply and Sewerage	2018
26	Surveys on Waste Generation	2018
26	Statistics on the Collection and Treatment of Waste	2018
26	Environmental accounts: Waste in Spain accounts	Serie 2015-2018
27	Survey on the Transition from Education/Training to Labour Market Insertion	2019
27	Statistics on R+D Activities	2019
30	Survey on expenditure of households in education	2019-2020
30	Statistics on Acquisition of Spanish Citizenship of Residents. Final data	2019

### Short-term statistics. December 2020

Day	Statistic operation	Reference period
1	<b>EOAT</b> (Non-hotel Tourist Accommodation Occupancy and Prices Survey): Campsite - Holiday Dwellings - Rural Tourism Accommodation - Hostels	October 2020
1	<b>TF</b> . Rail Transport Statistics	Quarter 3/2020
2	<b>Egatur</b> . Tourist Expenditure Survey	October 2020
2	<b>Frontur</b> . Tourist Movement on Borders	October 2020
3	<b>EH</b> . Foreclosure Statistics	Quarter 3/2020
4	<b>IPRIX-IPRIM</b> . Export and Import Price Indices for Industrial Products	October 2020
4	<b>ECSE</b> . Stock and Supply Short-term Survey	Quarter 3/2020
9	<b>IPI</b> . Industrial Production Indices	October 2020
10	<b>IPV</b> . Housing price index	Quarter 3/2020
10	<b>ICLA</b> . Harmonised Labour Cost Index	Quarter 3/2020
11	<b>TV</b> . Passenger transport Statistics	October 2020
11	<b>IPC-IPCA</b> . Consumer Price Index - Harmonised Index of Consumer Prices	November 2020
14	<b>SM</b> . Mercantile Companies	October 2020

15	<b>ETDP.</b> Statistics on Transfer of Property Rights	October 2020
16	<b>IPS.</b> Services Prices Index	Quarter 3/2020
17	<b>ECIS.</b> International Trade in Services Survey	Quarter 3/2020
17	<b>ETCL.</b> Quarterly Labour Cost Survey	Quarter 3/2020
21	<b>ICN.</b> Industrial Turnover Indices	October 2020
21	<b>IASS.</b> Services Sector Activity Indicators	October 2020
22	<b>CTH.</b> Hotels: Occupancy Survey - Price Index - Indicators on the profitability	November 2020
22	<b>H.</b> Mortgage Statistics	October 2020
22	<b>ICNE.</b> Business Turnover Index	October 2020
23	<b>CNTR.</b> Quarterly Spanish National Accounts: main aggregates	Quarter 3/2020
23	<b>IPRI.</b> Industrial Prices Indices	November 2020
23	<b>ETR (Familitur).</b> Residents Travel Survey	Quarter 3/2020
28	<b>ICM.</b> Retail Trade Indices	November 2020
30	<b>IPC-IPCA (IA).</b> CPI (Flash Estimate) - IPCA (Flash Estimate)	December 2020
30	<b>CTNFSI.</b> Quarterly non-financial accounts for the Institutional Sectors	Quarter 3/2020

### Structural Statistics. December 2020 \*

Day	Statistic operation	Reference period
	Libraries statistics	2019
	Vital statistics (Marriages, births and deaths). Final data	2019
	Basic Demographic Indicators. Final data	2019
	Life tables	2019
	Population figures. Final data	01/01/2020
	Population figures. Provisional data	01/07/2020
	Migrations Statistics. Final data	2019
	Migrations Statistics. Provisional data	First half/2020
	Environmental accounts: Material flow accounts	Serie 2008-2019
	Environmental accounts: Environmental goods and services	Serie 2014-2019
	The employment of persons with disabilities	2019
	Environmental accounts: Expenditure on environment protection	Serie 2010-

		2019
	Death statistics according to cause of death	2019
	Book publishing production statistic	2019
	Innovation in Companies Survey	2019
	Statistical Use of the Central Business Register	01-01-2020
	Annual non-financial accounts for the institutional sectors. Other detailed results of the Public Administration	1995-2020 Series
	Spanish Regional Accounts	Serie 2000-2020
	Tourism Satellite Account of Spain	2019
	Pension table	2018
Depends on BOE	Official figures of Spanish municipalities population: revision of the Municipal Register. Publication on the Internet	01/01/2020

## Calendar by subjects and by statistic operations 2020

### Short-term statistics

#### CNTR. Quarterly Spanish National Accounts

Day	Month	Reference period
31	March	Quarter 4/2019
30	June	Quarter 1/2020
23	September	Quarter 2/2020
23	December	Quarter 3/2020

#### CNTR (Advance). Quarterly Spanish National Accounts

Day	Month	Reference period
31	January	Quarter 4/2019
30	April	Quarter 1/2020
31	July	Quarter 2/2020
30	October	Quarter 3/2020

#### CTH (Hotel Tourism Short-Term Trends): Hotels: Occupancy Survey - Price Index - Indicators on the profitability

Day	Month	Reference period
23	January	December 2019
24	February	January 2020
23	March	February 2020
23	April	March 2020
22	May	April 2020
23	June	May 2020
23	July	June 2020
24	August	July 2020
23	September	August 2020
23	October	September 2020
24	November	October 2020
22	December	November 2020

#### CTNFSI. Quarterly non-financial accounts for the Institutional Sectors

Day	Month	Reference period
31	March	Quarter 4/2019
30	June	Quarter 1/2020
30	September	Quarter 2/2020
30	December	Quarter 3/2020

#### ECIS. International Trade in Services Survey

Day	Month	Reference period
24	March	Quarter 4/2019

#### IASS. Services Sector Activity Indicators

Day	Month	Reference period
21	January	November 2019
21	February	December 2019
25	March	January 2020
22	April	February 2020
21	May	March 2020
22	June	April 2020
17	July	May 2020
14	August	June 2020
22	September	July 2020
21	October	August 2020
23	November	September 2020
21	December	October 2020

#### ICE. Business Confidence Indicators

Day	Month	Reference period
16	January	Quarter 1/2020
16	April	Quarter 2/2020
10	July	Quarter 3/2020
13	October	Quarter 4/2020

#### ICLA. Harmonised Labour Cost Index

Day	Month	Reference period
10	March	Quarter 4/2019
9	June	Quarter 1/2020
10	September	Quarter 2/2020
10	December	Quarter 3/2020

#### ICM. Retail Trade Indices

Day	Month	Reference period
29	January	December 2019
11	March	January 2020
30	March	February 2020
29	April	March 2020
28	May	April 2020
26	June	May 2020
29	July	June 2020
28	August	July 2020
29	September	August 2020

24	June	Quarter 1/2020
17	September	Quarter 2/2020
17	December	Quarter 3/2020

28	October	September 2020
27	November	October 2020
28	December	November 2020

**ECSE. Stock and Supply Short-term Survey** 


Day	Month	Reference period
3	March	Quarter 4/2019
8	June	Quarter 1/2020
9	September	Quarter 2/2020
4	December	Quarter 3/2020

**ICN. Industrial Turnover Indices** 

Day	Month	Reference period
21	January	November 2019
21	February	December 2019
25	March	January 2020
22	April	February 2020
21	May	March 2020
22	June	April 2020
17	July	May 2020
14	August	June 2020
22	September	July 2020
21	October	August 2020
23	November	September 2020
21	December	October 2020

**EFPA. Economically Active Population Flow Statistics** 

Day	Month	Reference period
28	January	Quarter 4/2019
28	April	Quarter 1/2020
28	July	Quarter 2/2020
27	October	Quarter 3/2020

**Egatur. Tourist Expenditure Survey** 




Day	Month	Reference period
3	January	November 2019
3	February	December 2019
2	March	January 2020
2	April	February 2020
6	May	March 2020
1	June	April 2020
2	July	May 2020
3	August	June 2020
1	September	July 2020
2	October	August 2020
3	November	September 2020
2	December	October 2020

**ICNE. Business Turnover Index** 

Day	Month	Reference period
22	January	November 2019
26	February	December 2019
26	March	January 2020
27	April	February 2020
26	May	March 2020
24	June	April 2020
20	July	May 2020
17	August	June 2020
24	September	July 2020
22	October	August 2020
26	November	September 2020
22	December	October 2020

**EH. Foreclosure Statistics** 



Day	Month	Reference period
6	March	Quarter 4/2019
5	June	Quarter 1/2020
7	September	Quarter 2/2020
3	December	Quarter 3/2020

**EOAT (Non-hotel Tourist Accommodation Occupancy and Prices Survey): Campsite - Apartamentos Turísticos - Rural Tourism Accommodation - Hostels**    

Day	Month	Reference period
2	January	November 2019
30	January	December 2019

**IEP. Industrial New Orders Received Indices** 

Day	Month	Reference period
21	January	November 2019
21	February	December 2019

**IPC-IPCA. Consumer Price Index - Harmonised Index of Consumer Prices**  

Day	Month	Reference period
15	January	December 2019
14	February	January 2020
13	March	February 2020



28	February	January 2020
1	April	February 2020
4	May	March 2020
29	May	April 2020
1	July	May 2020
30	July	June 2020
31	August	July 2020
1	October	August 2020
29	October	September 2020
1	December	October 2020

**EPA. Economically Active Population Survey**

Day	Month	Reference period
28	January	Quarter 4/2019
28	April	Quarter 1/2020
28	July	Quarter 2/2020
27	October	Quarter 3/2020

**EPC. Bankruptcy Proceedings Statistics**

Day	Month	Reference period
6	February	Quarter 4/2019
11	May	Quarter 1/2020
5	August	Quarter 2/2020
5	November	Quarter 3/2020

**ETCL. Quarterly Labour Cost Survey**

Day	Month	Reference period
17	March	Quarter 4/2019
16	June	Quarter 1/2020
17	September	Quarter 2/2020
17	December	Quarter 3/2020

**ETDP. Statistics on Transfer of Property Rights**

Day	Month	Reference period
20	January	November 2019
12	February	December 2019
16	March	January 2020
21	April	February 2020
13	May	March 2020
11	June	April 2020
13	July	May 2020
7	August	June 2020
14	September	July 2020
9	October	August 2020

15	April	March 2020
14	May	April 2020
12	June	May 2020
14	July	June 2020
13	August	July 2020
11	September	August 2020
14	October	September 2020
13	November	October 2020
11	December	November 2020

**IPC-IPCA (IA).CPI (Flash Estimate) - IPCA (Flash Estimate)**

Day	Month	Reference period
31	January	January 2020
27	February	February 2020
30	March	March 2020
30	April	April 2020
28	May	May 2020
29	June	June 2020
30	July	July 2020
31	August	August 2020
29	September	September 2020
29	October	October 2020
30	November	November 2020
30	December	December 2020

**IPI. Industrial Production Indices**


Day	Month	Reference period
10	January	November 2019
7	February	December 2019
6	March	January 2020
3	April	February 2020
8	May	March 2020
5	June	April 2020
6	July	May 2020
7	August	June 2020
11	September	July 2020
7	October	August 2020
6	November	September 2020
9	December	October 2020

**IPRI. Industrial Production Indices**


Day	Month	Reference period
-----	-------	------------------

12 November September 2020


15 December October 2020

**ETR (Familitur). Residents Travel Survey** 

Day	Month	Reference period
3	April	Quarter 4/2019
29	June	Quarter 1/2020
28	September	Quarter 2/2020
23	December	Quarter 3/2020

**Frontur. Tourist Movement on Borders** 

Day	Month	Reference period
3	January	November 2019
3	February	December 2019
2	March	January 2020
2	April	February 2020
6	May	March 2020
1	June	April 2020
2	July	May 2020
3	August	June 2020
1	September	July 2020
2	October	August 2020
3	November	September 2020
2	December	October 2020

**H. Mortgage Statistics** 

Day	Month	Reference period
27	January	November 2019
27	February	December 2019
26	March	January 2020
29	April	February 2020
27	May	March 2020
26	June	April 2020
24	July	May 2020
28	August	June 2020
28	September	July 2020
28	October	August 2020
30	November	September 2020
22	December	October 2020

24 January December 2019

25 February January 2020

25 March February 2020

24 April March 2020

25 May April 2020

25 June May 2020

24 July June 2020


25 August July 2020

25 September August 2020

26 October September 2020

25 November October 2020

23 December November 2020

**IPRIX-IPRIM. Export and Import Price Indices for Industrial Products** 


Day	Month	Reference period
7	January	November 2019
4	February	December 2019
5	March	January 2020
3	April	February 2020
5	May	March 2020
4	June	April 2020
3	July	May 2020
4	August	June 2020
4	September	July 2020
5	October	August 2020
4	November	September 2020
4	December	October 2020

**IPS. Services Prices Index** 

Day	Month	Reference period
18	March	Quarter 4/2019
17	June	Quarter 1/2020
16	September	Quarter 2/2020
16	December	Quarter 3/2020

**IPV. Housing price index** 

Day	Month	Reference period
10	March	Quarter 4/2019
9	June	Quarter 1/2020
8	September	Quarter 2/2020
10	December	Quarter 3/2020

**SM. Mercantile Companies** 

Day	Month	Reference period
-----	-------	------------------

16	January	November 2019
13	February	December 2019
12	March	January 2020
14	April	February 2020
14	May	March 2020
8	June	April 2020
9	July	May 2020
12	August	June 2020
10	September	July 2020
8	October	August 2020
11	November	September 2020
14	December	October 2020

**TF. Rail transport**

Day	Month	Reference period
4	March	Quarter 4/2019
3	June	Quarter 1/2020
4	September	Quarter 2/2020
1	December	Quarter 3/2020

**TV. Passenger transport Statistics**

Day	Month	Reference period
14	January	November 2019
11	February	December 2019
11	March	January 2020
13	April	February 2020
13	May	March 2020
11	June	April 2020
10	July	May 2020
11	August	June 2020
14	September	July 2020
13	October	August 2020
11	November	September 2020
11	December	October 2020

**Structural statistics\*****Agriculture and environment**

Day	Statistic operation	Reference period
16 Jul	Statistics on the Use of Water	2018
23 Jul	Statistics on Environmental Protection Activities	2018

**Labour market**

Day	Statistic operation	Reference period
25 Jun	Annual Wage Structure Survey	2018
24 Sep	Annual Wage Structure Survey	2018
22 Jul	Annual Labour Cost	2019

11 Nov	Environmental accounts: Physical energy flow accounts	Serie 2014-2018		Survey	
12 Nov	Environmental accounts: Air Emissions Accounts	Serie 2008-2019	21 Feb 27 Mar	<b>Economically Active Population Survey:</b> Annual average Subsample variables	2019 2019
13 Nov	Environmental accounts: Environmental tax account	Serie 2008-2019	12 Jun	EPA Module: Conciliation between working life and family life	2019
25 Nov	Surveys on Water Supply and Sewerage	2018	6 Nov	Wage decile of the main job	2019
26 Nov	Surveys on Waste Generation	2018	29 Sep	The Wages of Persons with Disabilities	2018
26 Nov	Statistics on the Collection and Treatment of Waste	2018	25 Sep	Labour and Geographical Mobility Statistics	2020
26 Nov	Environmental accounts: Waste in Spain accounts	Serie 2015-2018	29 Sep	Labour Price Index	2018
Dec	Environmental accounts: Material flow accounts	Serie 2008-2019	29 Oct	Survey on the Labour Insertion of University Graduates	2019
Dec	Environmental accounts: Environmental goods and services	Serie 2014-2019	Dec	The Employment of Persons with Disabilities	2019
Dec	Environmental accounts: Expenditure on environment protection	Serie 2010-2019			

**Science and technology**

Day	Statistic operation	Reference period
24 Jul	Information and Communications Technologies (ICT) Sector Indicators	2018
29 Jul	High Technology Indicators	2018
20 Oct	Survey on Equipment and Use of Information and Communication Technologies in Households	2020
20 Oct	Survey on ICT and Electronic Commerce use in Companies	2018-2020
27 Nov	<b>Statistics on R+D Activities:</b> Provisional data	2019
Dec	<b>Innovation in Companies Survey:</b> Final data	2020
28 Feb	<b>Statistics on Biotechnology Use:</b> Final data Final data	2018 2019

**Demography and population**

Day	Statistic operation	Reference period
22 Jan	<b>Continuous Register Statistics:</b> Final data	01/01/2019

**Standard and life conditions (CPI)**

Day	Statistic operation	Reference period
	<b>Life Conditions Survey:</b>	
21 Jul	Final data	2019
21 Jul	Annual module	2019
28 Jul	Household Budget Survey	2019
20 Oct	Survey on Equipment and Use of Information and Communication Technologies in Households	2020
22 Oct	Quality of Life Indicators	2020

**Services**

Day	Statistic operation	Reference period
	<b>Structural Business Statistics: trade sector</b>	
24 Jun	Final data	2018
	<b>Structural Business Statistics: services sector</b>	
24 Jun	Final data	2018
24 Jun	Statistics on Products in the services sector	2018
24 Jun	Statistics on Products in the trade sector	2018
29 Jul	Rail Transport Statistics	2019
20 Oct	Survey on ICT and Electronic Commerce use in Companies	2020-2019
28 Oct	Stock and Supply Short-term Survey	2019

Day	Statistic operation	Reference period
21 Apr	Provisional data List of place name:	01/01/2020
22 Jan	Population of the Continuous Municipal Register by Population Unit	01/01/2019
7 Feb	List of Municipalities, Provinces, Autonomous Communities and Cities and their codes	01/01/2020
20 Mar	Register of Spaniards Resident Abroad Statistic	01/01/2020
2 Apr	Continuous Household Survey	2019
20 May	Most popular names and surnames	01/01/2019
17 Jun	Residential Variation Statistics	2019
22 Sep	Population projections	2020-2070
6 Oct	Household Projection	2020-2035
<b>Population figures:</b>		
8 Jan	Final data	01/01/2019
8 Jan	Provisional data	01/07/2019
8 Jun	Provisional data	01/01/2020
Dec	Final data	01/01/2020
Dec	Provisional data	01/07/2020
<b>Vital statistics. Marriages, births and deaths:</b>		
3 Jun	Provisional data	2019
Dec	Final data	2019
<b>Basic Demographic Indicators:</b>		
3 Jun	Provisional data	2019
Dec	Final data	2019
Dec	Life tables	2019
<b>Migrations Statistics:</b>		
8 Jan	Final data	2018
8 Jan	Provisional data	Semestre 1/2019
8 Jun	Provisional data	2019
Dec	Final data	2019
Dec	Provisional data	Semestre 1/2020
Depends on BOE	Official figures of Spanish municipalities population: revision of the Municipal Register. Publication on the Internet	01/01/2020
<b>Statistics on Acquisition of Spanish Citizenship of Residents:</b>		
4 Jun	Provisional data	2019
30 Nov	Final data	2019
<b>Economy</b>		
Day	Statistic operation	Reference period

**Annual Spanish National Accounts:**

15 Sep	Main aggregates	1995-2019 Series
30 Sep	Aggregates by industry	1995-2019 Series
30 Sep	Aggregates by industry. Balances no financieros por rama de actividad	2000-2019 Series
18 Nov	Supply and Use tables	2017

**Annual non-financial accounts for the institutional sectors:**

30 Sep	Accounting Series	1999-2019 Series
30 Sep	Balances no financieros por sector institucional	1995-2019 Series
Dec	Other detailed results of the Public Administration.	1995-2019 Series

**Spanish Regional Accounts:**

29 May	Final consumption expenditure by household	2014-2016 Series
27 Jul	First estimate	2019
Dec	Accounting series	2000-2019 Series
29 May	Consumption indicators for territorial distribution of VAT	2018

9 Mar	Module on the Business Environment. (Business Confidence Indicators)	2019
30 Sep	Inward FATS	2018
30 Sep	Statistics on Affiliates of Spanish Companies Abroad	2018
20 Nov	Harmonised Business Demography	2018
Dec	Statistical Use of the Central Business Register	01/01/2020
Dec	Pension table	2018
Dec	Spanish Tourism Satellite Account	2019

**Industry, energy and construction**

Day	Statistic operation	Reference period
26 Jun	Annual Industrial Products Survey	2019
<b>Structural Business Statistics: Industrial Sector</b>		
24 Jun	Final data	2018

\* On the last Friday of every month (t), the date of publication of the structural statistics scheduled for month (t+2) will be announced

**Register of changes**