

Mercantile Companies Statistics (MC)

June 2023. Provisional data

In June, 10,206 mercantile companies were incorporated, 14.5% more than in the same month in 2022

The number of companies dissolved was 1,657, with an annual decrease of 2.6%

In June, 10,206 mercantile companies were incorporated, 14.5% more than in the same month in 2022. The capital subscribed for their incorporation exceeded 369 million euros, with an annual decrease of 1.4%. The average subscribed capital (36,194 euros) decreased by 11.4%.

Moreover, in June, 2,383 mercantile companies increased their capital, 2.0% fewer than in the same month in 2022. The capital subscribed in the increases registered a fall of 28.8%, totalling 1,252 million euros. The average subscribed capital in these transactions (525,636 euros) fell by 27.4% in the annual rate.

The number of mercantile companies dissolved in June was 1,657, 2.6% fewer than in the same month in 2022. Of these, 83.2% did so voluntarily, 6.3% due to mergers and the remaining 10.5% for other reasons.

Mercantile companies created, increasing their capital and dissolved

June 2023

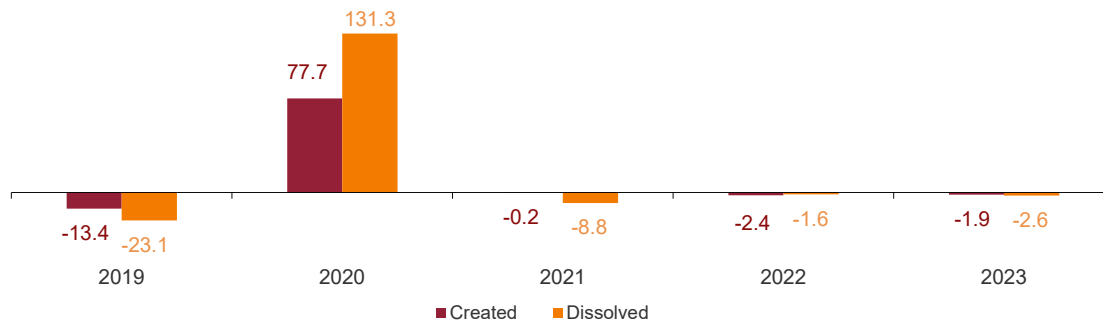
	Total	% Variation		
		Monthly	Annual	Annual accumulated
Mercantile companies created				
Number	10,206	-1.9	14.5	10.7
Capital subscribed (thousands of euros)	369,401	2.6	1.4	-7.4
Average capital subscribed (euros)	36,194	4.6	-11.4	-16.3
Mercantile companies increasing their capital				
Number	2,383	-13.2	-2.0	4.8
Capital subscribed (thousands of euros)	1,252,590	-20.6	-28.8	5.1
Average capital subscribed (euros)	525,636	-8.5	-27.4	0.4
Mercantile companies dissolved				
Number	1,657	-2.6	-2.6	0.5
- Voluntary	1,379	-2.1	7.4	6.6
- Merger	104	-1.0	-43.8	-17.1
- Other	174	-7.9	-25.0	-26.4

Evolution of the monthly rate

In order to contribute to the analysis and interpretation of the data, the following chart shows the variation in the number of mercantile companies incorporated and dissolved between May and June in the last five years. In 2023, the monthly variation in the number of companies incorporated was -1.9%, and -2.6% in the number of companies dissolved.

Performance of the monthly rate of mercantile companies created and dissolved

June variation is compared with May of the same year. Percentage

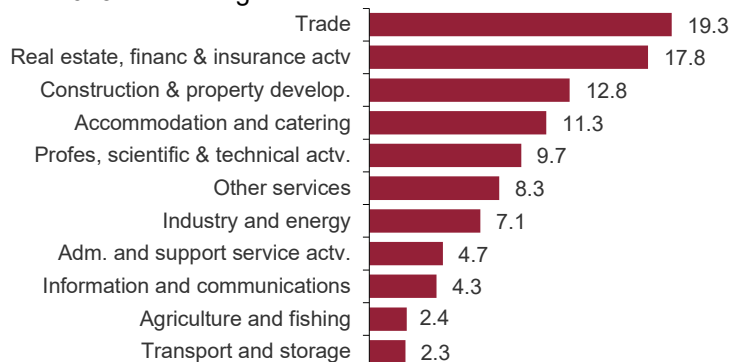


Results by main economic activity principal

Of the mercantile companies incorporated in June, 19.3% were *Trade* and 17.8% were *Property, financial and insurance companies*. As for dissolved companies, 19.6% were *Trade* and 16.8% were *Construction*.

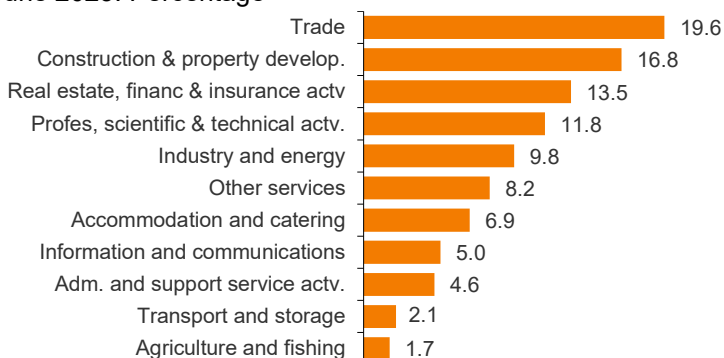
Mercantile companies created by main economic activity

June 2023. Percentage



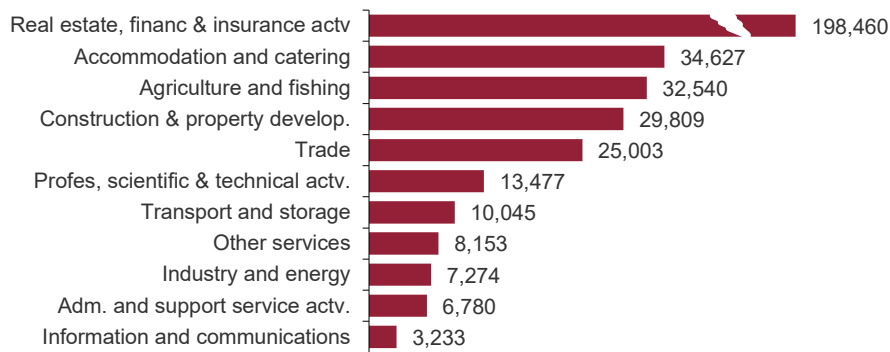
Mercantile companies dissolved by main economic activity

June 2023. Percentage



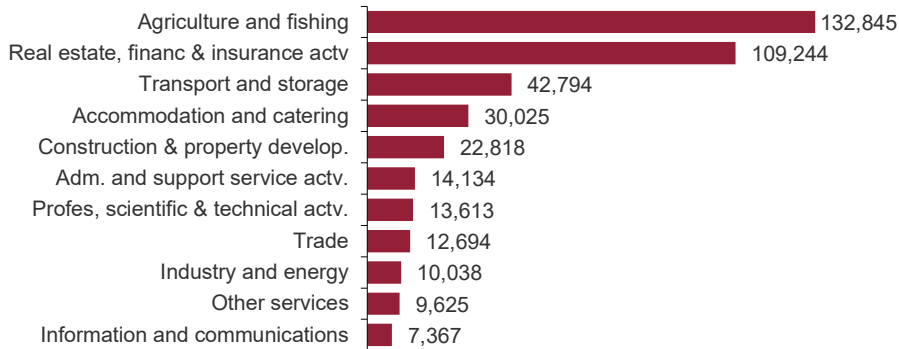
The economic activity with the largest subscribed capital of mercantile companies incorporated was *Real estate, financial and insurance*, with 198.46 million euros. In turn, *Information and communications* companies had the lowest capital, with 3.23 million euros.

Capital subscribed of mercantile companies created by main economic activity
June 2023. Thousands of euros



With regard to the average subscribed capital of the mercantile companies incorporated, *Agriculture and fisheries* registered the highest, with 132,845 euros per company. In turn, *Information and communications* displayed the lowest average, with 7,367 euros.

Average subscribed capital of mercantile companies created, according to their main economic activity
June 2023. Euros



Results by Autonomous Community

The Autonomous Communities with the greatest number of mercantile companies incorporated in June were Comunidad de Madrid (2,389), Cataluña (1,956), and Andalucía (1,883).

Conversely, those in which the fewest mercantile companies were incorporated were La Rioja (37), Comunidad Foral de Navarra (79), and Cantabria (79).

The Autonomous Communities with the highest number of dissolved mercantile companies were Comunidad de Madrid (557), Andalucía (260) and Cataluña (128).

In contrast, those with the lowest number of dissolved companies were Cantabria (16), La Rioja (12) and Comunidad Foral de Navarra (3).

Mercantile companies created and dissolved by Autonomous Community

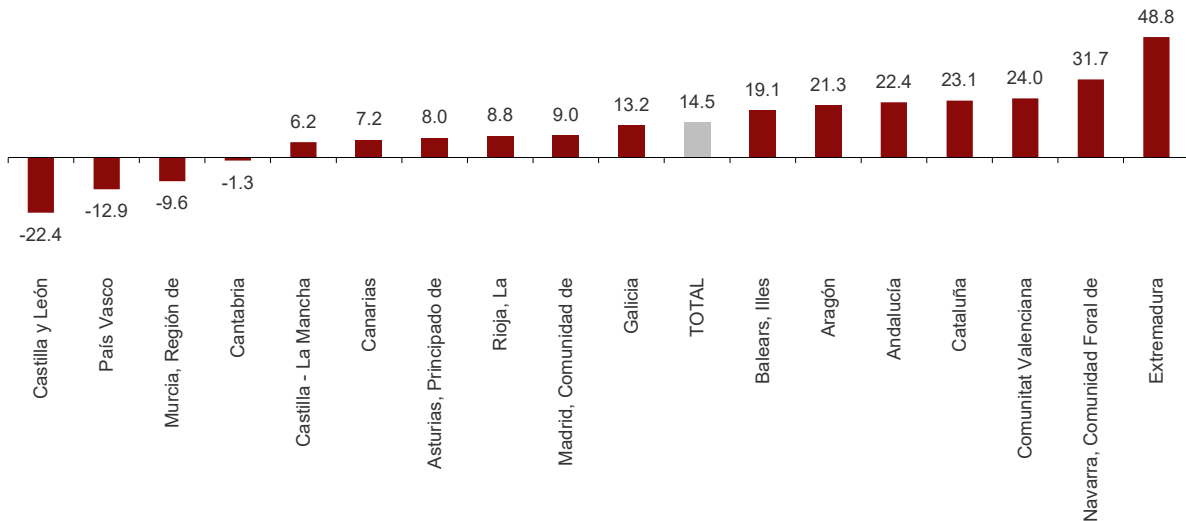
June 2023

	Created		Dissolved	
	Number	% Annual variation	Number	% Annual variation
TOTAL	10,206	14.5	1,657	-2.6
Andalucía	1,883	22.4	260	-0.4
Aragón	199	21.3	49	-3.9
Asturias, Principado de	108	8.0	24	-11.1
Balears, Illes	392	19.1	61	-12.9
Canarias	372	7.2	74	5.7
Cantabria	79	-1.3	16	-5.9
Castilla y León	208	-22.4	72	-17.2
Castilla - La Mancha	276	6.2	36	28.6
Cataluña	1,956	23.1	128	15.3
Comunitat Valenciana	1,255	24.0	122	7.0
Extremadura	128	48.8	27	22.7
Galicia	377	13.2	80	-1.2
Madrid, Comunidad de	2,389	9.0	557	-2.6
Murcia, Región de	206	-9.6	33	37.5
Navarra, Comunidad Foral de	79	31.7	3	-50.0
País Vasco	244	-12.9	98	-30.0
Rioja, La	37	8.8	12	-29.4

Extremadura (48.8%), Comunidad Foral de Navarra (31.7%) and Comunitat Valenciana (24.0%) displayed the highest annual rates in the number of mercantile companies incorporated. In turn, Castilla y León (-22.4%), País Vasco (-12.9%) and Región de Murcia (-9.6%) recorded the lowest ones.

Annual variation in mercantile companies created by Autonomous Community

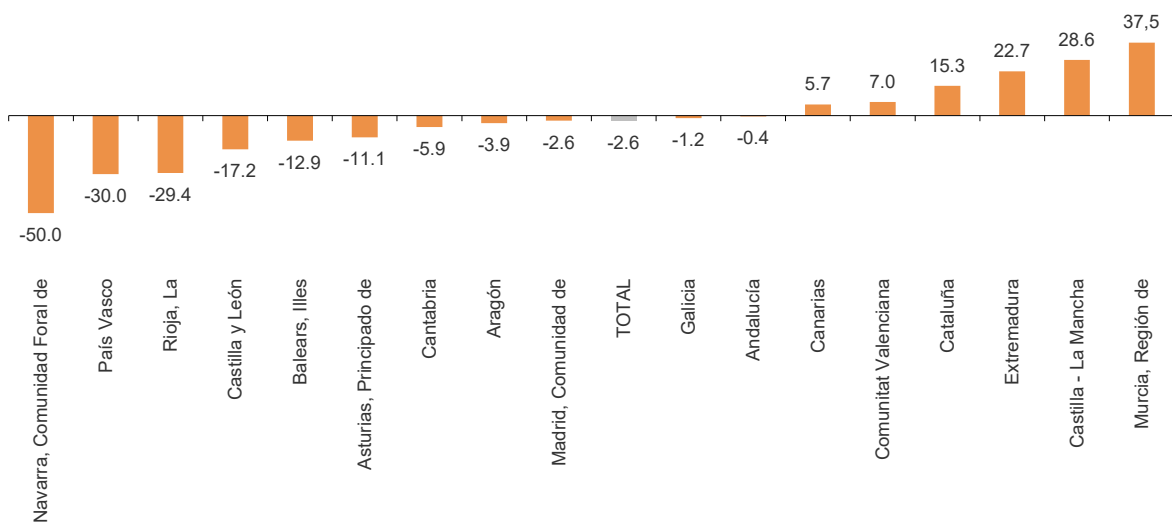
June 2023. Percentage



Regarding the companies dissolved, the highest rates were recorded in Región de Murcia (37.5%), Castilla - La Mancha (28.6%) and Extremadura (22.7%). On the other hand, the largest decreases were recorded in Comunidad Foral de Navarra (-50.0%), País Vasco (-30.0%) and La Rioja (-29.4%).

Annual variation in mercantile companies dissolved by Autonomous Community

June 2023. Percentage



Revision and updating of data

The data for 2023 are provisional and will be reviewed when the data for the same period of the next year are published. In other words, when the data for June 2024 are published, the final data for the same month in 2023 will be disseminated.

Methodological note

The Mercantile Companies Statistics were created by Order of 30 April 1938. Their objective is to measure the demographics of companies, providing monthly information, at provincial and Autonomous Community level, on the companies incorporated, dissolved and those in which there have been changes in capital.

The source of information is the Central Mercantile Registry, which collects all provincial information on the registration of companies and entrepreneurs, as well as mercantile acts determined by law.

Type of survey: monthly continuous survey.

Population scope: set of companies registered in the Central Mercantile Register.

Geographical scope: the entire national territory, by Autonomous Communities and provinces.

Reference period of the results: the calendar month.

Reference period of the information: the calendar month.

Collection method: official records.

For more information, the methodology can be accessed at:

http://www.ine.es/daco/daco43/metodologia_sm.pdf

The standardised methodological report is at:

<http://www.ine.es/dynt3/metadatos/es/RespuestaDatos.html?oe=30151>

INE statistics are produced in accordance with the Code of Good Practice for European Statistics, which is the basis for the institution's quality policy and strategy. For more information, see the section on [Quality at INE and the Code of Best Practices](#) on the INE website.

For further information see **INEbase:** www.ine.es/en/ Twitter: [@es_ine](https://twitter.com/es_ine)

All press releases at: www.ine.es/en/prensa/prensa_en.htm

Press office: Telephone numbers: (+34) 91 583 93 63 /94 08 – gprensa@ine.es

Information Unit: Telephone number: (+34) 91 583 91 00 – www.ine.es/infoine/?L=1

Mercantile Companies Statistics June 2023. Provisional data

MC. 1 Mercantile companies created

Capital in thousands of euros

	General total*			Public limited company			Private limited company		
	Number	Capital		Number	Capital		Number	Capital	
		Subscribed	Disbursed		Subscribed	Disbursed		Subscribed	Disbursed
TOTAL	10.206	369.401	359.535	50	22.556	12.689	10.156	346.846	346.846
Andalucía	1.883	62.894	62.894	2	120	120	1.881	62.774	62.774
Aragón	199	3.874	3.874	0	0	0	199	3.874	3.874
Asturias, Principado de	108	3.235	3.235	0	0	0	108	3.235	3.235
Balears, Illes	392	7.279	7.279	3	121	121	389	7.159	7.159
Canarias	372	3.576	3.576	1	100	100	371	3.476	3.476
Cantabria	79	1.259	1.259	1	60	60	78	1.199	1.199
Castilla y León	208	13.133	13.133	0	0	0	208	13.133	13.133
Castilla - La Mancha	276	12.169	12.169	1	60	60	275	12.109	12.109
Cataluña	1.956	73.055	72.965	6	1.565	1.475	1.950	71.490	71.490
Comunitat Valenciana	1.255	43.290	43.290	1	200	200	1.254	43.090	43.090
Extremadura	128	4.631	4.631	1	60	60	127	4.571	4.571
Galicia	377	30.670	30.670	1	60	60	376	30.610	30.610
Madrid, Comunidad de	2.389	77.875	68.155	31	20.075	10.355	2.358	57.800	57.800
Murcia, Región de	206	11.391	11.391	1	60	60	205	11.331	11.331
Navarra, Comunidad Foral de	79	6.180	6.180	0	0	0	79	6.180	6.180
País Vasco	244	12.608	12.552	1	75	19	243	12.533	12.533
Rioja, La	37	587	587	0	0	0	37	587	587
Ceuta	8	152	152	0	0	0	8	152	152
Melilla	10	1.541	1.541	0	0	0	10	1.541	1.541

MC. 2 Mercantile companies that increase capital and are dissolved

Capital in thousands of euros

	Increase capital						Dissolved			
	General total*		Public limited companies		Private limited companies		Total	Voluntary	Merged	Other
	Number	Capital	Number	Capital	Number	Capital	Number	Number	Number	Number
TOTAL	2.383	1.252.590	105	199.108	2.276	1.053.478	1.657	1.379	104	174
Andalucía	309	124.095	4	994	305	123.101	260	227	6	27
Aragón	44	12.073	1	1.600	43	10.473	49	43	2	4
Asturias, Principado de	29	3.702	1	24	28	3.677	24	22	0	2
Balears, Illes	77	21.479	2	1.550	75	19.929	61	58	2	1
Canarias	81	93.374	5	52.036	76	41.338	74	69	2	3
Cantabria	9	356	0	0	9	356	16	11	0	5
Castilla y León	77	47.515	4	8.718	73	38.797	72	64	2	6
Castilla - La Mancha	54	13.113	1	127	53	12.987	36	33	1	2
Cataluña	506	366.312	18	35.729	486	330.580	128	85	12	31
Comunitat Valenciana	225	84.305	4	1.529	221	82.776	122	88	14	20
Extremadura	47	5.565	1	7	46	5.558	27	23	1	3
Galicia	87	47.783	1	68	86	47.715	80	64	2	14
Madrid, Comunidad de	644	366.611	51	88.136	593	278.474	557	477	48	32
Murcia, Región de	71	26.890	0	0	71	26.890	33	26	3	4
Navarra, Comunidad Foral de	19	7.533	0	0	19	7.533	3	0	1	2
País Vasco	90	25.993	10	7.470	80	18.523	98	77	8	13
Rioja, La	10	4.843	1	120	9	4.723	12	7	0	5
Ceuta	3	1.020	1	1.000	2	20	4	4	0	0
Melilla	1	26	0	0	1	26	1	1	0	0

* The general total includes collective societies and partnership companies

June 2023. Provisional data

MC. 3 Mercantile companies that disburse installment payments on subscribed shares and companies that reduce capital

Capital in thousands of euros

	Disburs. of install. paym. on sub. shares		Reduce capital	
	Number	Disbursed capital	Number	Subscribed capital
TOTAL	41	9.460	622	537.041
Andalucía	0	0	74	31.418
Aragón	1	45	14	4.163
Asturias, Principado de	0	0	4	715
Balears, Illes	1	23	23	8.538
Canarias	1	45	32	37.138
Cantabria	0	0	5	136.112
Castilla y León	2	2.925	19	12.210
Castilla - La Mancha	1	45	14	3.557
Cataluña	5	753	141	102.416
Comunitat Valenciana	2	15	57	16.423
Extremadura	0	0	6	3.861
Galicia	3	422	28	20.669
Madrid, Comunidad de	21	3.746	146	107.170
Murcia, Región de	0	0	17	9.373
Navarra, Comunidad Foral de	0	0	8	576
País Vasco	3	940	30	41.605
Rioja, La	0	0	4	1.095
Ceuta	1	501	0	0
Melilla	0	0	0	0

MC. 4 Mercantile companies created by type of company

Capital in thousands of euros

	Total		Mercantile companies		Public limited labour companies		Special companies and other agencies	
	Number	Capital	Number	Capital	Number	Capital	Number	Capital
2022 June	9.001	365.321	8.917	364.213	0	0	84	1.107
July	7.224	319.591	7.180	318.358	0	0	44	1.232
August	5.941	276.618	5.907	276.218	0	0	34	400
September	6.870	400.527	6.838	399.729	0	0	32	798
October	7.186	194.001	7.149	192.183	0	0	37	1.818
November	8.865	848.212	8.717	848.137	0	0	148	75
December	8.336	527.773	8.258	527.441	0	0	78	332
2023 January	9.497	553.334	9.472	553.047	0	0	25	287
February	10.289	348.622	10.154	344.723	0	0	135	3.899
March	12.187	527.118	12.076	525.886	0	0	111	1.232
April	8.762	280.650	8.623	280.577	0	0	139	73
May	10.499	360.148	10.404	360.017	0	0	95	131
June	10.269	369.493	10.206	369.401	0	0	63	91