

9 May 2008

## Unpaid Bills of Exchange Statistics March 2008. Provisional data

**The number of unpaid bills of exchange increases 12.0% in March  
as compared with the same month in 2007**

**4.1% of the total amount of expired bills is unpaid**

In March, the number of returned unpaid bills of exchange reached 485,477, representing a 12.0% increase compared with the same month of the previous year.

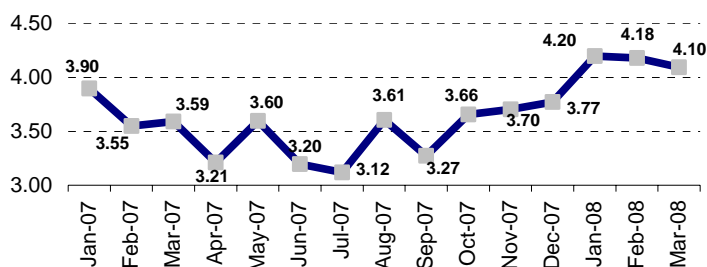
The value of these unpaid bills reached 1,492 million euros, for a 60.6% increase as compared with March 2007.

### Total unpaid and expired bills of exchange

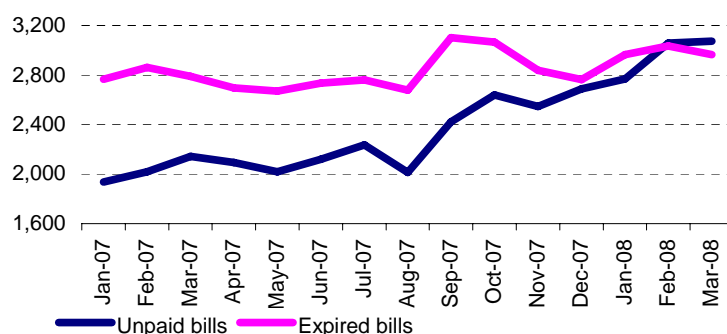
	Total	Variation rates (%)		
		Inter-monthly	Interannual	Interannual accumulated
<b>Number of unpaid bills of exchange(1)</b>				
Number of expired bills of exchange	11.850.619	6,10	-1,79	-1,99
Number of unpaid bills of exchange	485.477	3,91	12,01	10,53
<b>Value of the bills of exchange (2)</b>				
(million euros)				
Value of expired bills of exchange	35.136	3,67	4,40	4,42
Value of unpaid bills of exchange	1.492	4,43	60,56	61,35
<b>Average value of bills of exchange (3=2/1)</b>				
(euros)				
Average value of expired bills of exchange	2.965	-2,30	6,30	6,54
Average value of unpaid bills of exchange	3.073	0,50	43,34	45,97

The average value of unpaid bills of exchange reached 3,073 euros, 43.3% more than in the same month of the previous year. The percentage of unpaid bills of exchange against expired bills decreased slightly in March as compared with the previous month, standing at 4.1%.

Percentage of unpaid bills of exchange against expired bills of exchange



Average value of expired and unpaid bills of exchange



## Bills of exchange by financial institution

67.2% of expired bills in the month of March were processed by Banks. Savings Banks managed 28.0% and Credit Unions managed the remaining 4.8%.

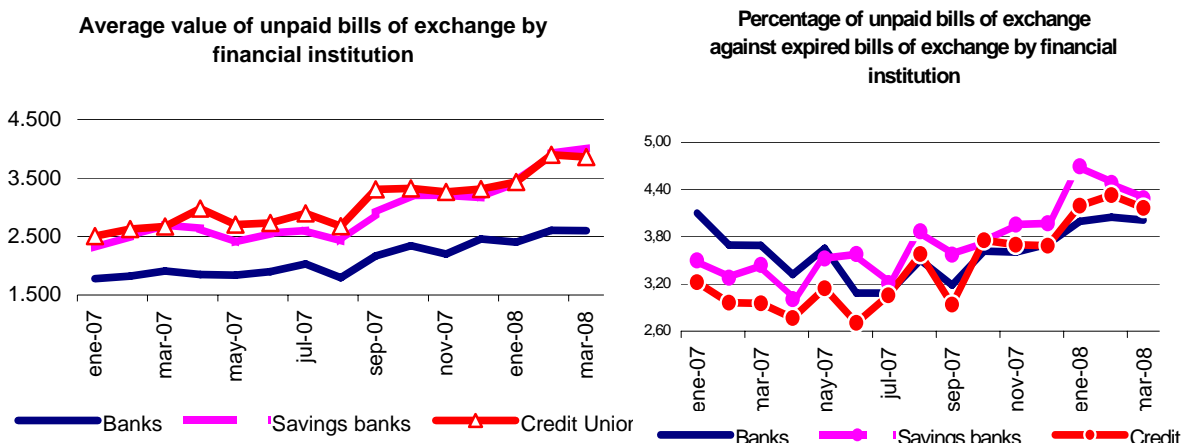
The number of unpaid bills of exchange increased 55.4% in Credit Unions, 25.5% in Savings Banks and 4.9% in Banks.

## Total unpaid bills of exchange by financial institution

	Number of unpaid bills of exchange			Average value (euros)			% unpaid against expired		
	Total	Variation rates		Total	Variation rates		Total	Variation rates	
		Inter-annual	Interannual accumulated		Inter-annual	Interannual accumulated		Inter-annual	Interannual accumulated
<b>TOTAL</b>	485.477	12,01	10,53	3.073	43,34	45,97	4,10	14,05	12,78
Banks	319.663	4,85	1,33	2.598	35,90	38,11	4,01	8,71	4,74
Savings Banks	142.102	25,46	30,84	4.012	48,65	51,03	4,29	24,52	31,53
Credit Unions	23.712	55,35	51,31	3.859	44,43	43,44	4,16	40,89	38,65

For the sixth consecutive month, the percentage of unpaid bills of exchange against expired bills was greater in Savings Banks (4.3%) and in Credit Unions (4.2%), than in Banks (4.0%).

The highest average value of unpaid bills of exchange corresponded to Savings Banks (4,012 euros), followed by Credit Unions (3,859 euros) and Banks (2,598 euros).



## Unpaid bills of exchange by type of bill and financial institution

78.8% of expired bills in the month of March were portfolio bills of exchange, whilst the remaining 21.2% were in debt collection management.

The percentage of unpaid bills of exchange against expired bills was greater for portfolio bills of exchange (4.4%) than for bills of exchange in debt collection from clients (3.0%).

Savings Banks were the financial institutions that registered the highest percentage of portfolio unpaid bills of exchange (with 4.6%). In debt collection management from clients, the highest percentage was registered in Banks (3.1%).

The average value of unpaid bills of exchange was greater for portfolio bills of exchange (3,318 euros) than for bills of exchange in debt collection from clients (1,765 euros).

Savings Banks were the financial institutions that recorded the greatest average portfolio value (4,376 euros), while Banks registered the greatest average value in debt collection management from clients (1,820 euros).

## Total bills by type of bill and financial institution

	Total		Banks		Savings Banks		Credit Unions	
	Number	Average value	Number	Average value	Number	Average value	Number	Average value
<b>Portfolio</b>								
Expired (1)	9.335.698	3.074	6.133.264	2.822	2.691.098	3.607	511.336	3.294
Unpaid(2)	409.124	3.318	263.601	2.763	123.523	4.376	22.000	4.021
Percentage (3=2/1)	4,38		4,30		4,59		4,30	
<b>In debt collection management</b>								
Expired (1)	2.514.921	2.560	1.833.756	2.787	623.122	1.981	58.043	1.572
Unpaid(2)	76.353	1.765	56.062	1.820	18.579	1.596	1.712	1.778
Percentage (3=2/1)	3,04		3,06		2,98		2,95	

## Geographic distribution of unpaid bills of exchange

Canarias (7.2%), Andalucía (5.9%) and Murcia (5.0%) were the Autonomous Communities with the highest percentages of unpaid bills of exchange against expired bills in March 2008.

On the other hand, the Communities with the lowest percentages of unpaid bills of exchange against expired bills were Comunidad Foral de Navarra (with 2.7%) and País Vasco (with 2.8%)

By the average value of unpaid bills of exchange, Andalucía and Canarias were the Autonomous Communities with the highest average values (5,468 euros and 5,325 euros, respectively).

The Autonomous Communities with the lowest average values were Cataluña, with 1,954 euros, and Principado de Asturias, with 2,090 euros.

## Bills of exchange by Autonomous Community.

	Expired bills of exchange		Unpaid bills of exchange		% Unpaid against expired	Average value expired
	Number	Value (euros)	Number	Value (euros)		
<b>TOTAL</b>	11.850.619	35.135.553.574	485.477	1.492.086.216	4,10	2.965
Andalucía	922.158	3.636.451.018	54.650	298.801.637	5,93	3.943
Aragón	369.941	1.067.498.412	12.175	32.343.910	3,29	2.886
Asturias (Principado de)	217.132	682.263.962	6.978	14.586.643	3,21	3.142
Balears (Illes)	103.487	354.303.807	4.871	21.248.273	4,71	3.424
Canarias	128.448	551.136.865	9.226	49.132.860	7,18	4.291
Cantabria	97.212	319.382.237	3.421	9.519.622	3,52	3.285
Castilla y León	374.200	1.340.893.284	12.945	54.464.600	3,46	3.583
Castilla-La Mancha	321.103	1.166.694.081	12.615	50.819.767	3,93	3.633
Cataluña	3.757.631	7.686.359.962	149.131	291.378.720	3,97	2.046
Comunitat Valenciana	1.493.585	4.075.553.521	65.340	207.763.566	4,37	2.729
Extremadura	121.528	538.802.173	5.159	19.045.880	4,25	4.434
Galicia	582.206	1.874.439.707	18.468	65.120.916	3,17	3.220
Madrid (Comunidad de)	1.991.048	7.159.358.063	84.430	222.562.216	4,24	3.596
Murcia (Región de)	340.230	1.339.603.756	16.956	74.772.136	4,98	3.937
Navarra (Comunidad Foral de)	232.526	688.452.425	6.186	17.849.784	2,66	2.961
País Vasco	700.614	2.354.873.930	19.789	53.472.460	2,82	3.361
Rioja (La)	94.001	289.409.156	2.995	8.879.805	3,19	3.079
Ceuta y Melilla	3.569	10.077.215	142	323.421	3,98	2.824

For further information see [INEbase-www.ine.es](http://INEbase-www.ine.es) All press releases at: [www.ine.es/prensa/prensa.htm](http://www.ine.es/prensa/prensa.htm)

**Press office:** Telephone numbers: 91 583 93 63 / 94 08 – Fax: 91 583 90 87 - [gprensa@ine.es](mailto:gprensa@ine.es)

**Information Area:** Telephone: 91 583 91 00 – Fax: 91 583 91 58 – [www.ine.es/infoine](http://www.ine.es/infoine)

## Unpaid Bills of exchange statistic

March 2008

Provisional data

### El.1 Portfolio Bills of Exchange

Amount in euros

	Total		Banks		Savings Banks		Co-operatives	
	Number	Amount	Number	Amount	Number	Amount	Number	Amount
<b>TOTAL</b>	<b>9.335.698</b>	<b>28.698.135.098</b>	<b>6.133.264</b>	<b>17.306.296.442</b>	<b>2.691.098</b>	<b>9.707.704.723</b>	<b>511.336</b>	<b>1.684.133.933</b>
<b>Andalucía</b>	<b>848.659</b>	<b>3.454.034.198</b>	<b>448.389</b>	<b>1.810.355.891</b>	<b>322.508</b>	<b>1.350.471.307</b>	<b>77.762</b>	<b>293.207.000</b>
Almería	68.929	362.238.103	24.628	136.455.825	23.145	134.809.290	21.156	90.972.988
Cádiz	64.713	365.086.632	35.398	205.411.085	27.951	154.026.629	1.364	5.648.918
Córdoba	146.213	449.950.150	72.398	232.654.209	68.378	186.618.672	5.437	30.677.269
Granada	129.526	435.129.571	54.520	176.000.345	43.285	160.810.394	31.721	98.318.832
Huelva	28.805	156.270.824	13.144	79.535.852	11.755	65.044.382	3.906	11.690.590
Jaén	80.636	223.198.710	37.350	102.061.598	39.374	108.983.428	3.912	12.153.684
Málaga	102.202	536.722.737	58.311	291.743.542	36.964	215.734.206	6.927	29.244.989
Sevilla	227.635	925.437.471	152.640	586.493.435	71.656	324.444.306	3.339	14.499.730
<b>Aragón</b>	<b>289.787</b>	<b>930.785.548</b>	<b>175.096</b>	<b>517.780.122</b>	<b>76.308</b>	<b>267.987.905</b>	<b>38.383</b>	<b>145.017.521</b>
Huesca	19.655	100.038.510	9.426	46.087.636	7.082	37.782.580	3.147	16.168.294
Teruel	14.228	76.764.308	6.244	30.874.003	3.349	16.189.294	4.635	29.701.011
Zaragoza	255.904	753.982.730	159.426	440.818.483	65.877	214.016.031	30.601	99.148.216
<b>Asturias (Ppdo de)</b>	<b>197.068</b>	<b>606.470.865</b>	<b>119.090</b>	<b>366.533.360</b>	<b>59.445</b>	<b>202.597.054</b>	<b>18.533</b>	<b>37.340.451</b>
<b>Balears (Illes)</b>	<b>85.022</b>	<b>326.903.090</b>	<b>46.817</b>	<b>173.075.712</b>	<b>36.659</b>	<b>146.619.059</b>	<b>1.546</b>	<b>7.208.319</b>
<b>Canarias</b>	<b>115.894</b>	<b>530.411.630</b>	<b>65.791</b>	<b>308.419.243</b>	<b>40.387</b>	<b>180.516.473</b>	<b>9.716</b>	<b>41.475.914</b>
Las Palmas	50.975	286.473.557	33.260	190.348.051	14.193	76.723.056	3.522	19.402.450
Santa C. Tenerife	64.919	243.938.073	32.531	118.071.192	26.194	103.793.417	6.194	22.073.464
<b>Cantabria</b>	<b>82.611</b>	<b>291.505.365</b>	<b>54.516</b>	<b>192.365.794</b>	<b>26.867</b>	<b>95.463.542</b>	<b>1.228</b>	<b>3.676.029</b>
<b>Castilla y León</b>	<b>341.805</b>	<b>1.273.584.646</b>	<b>190.389</b>	<b>693.835.091</b>	<b>129.861</b>	<b>501.298.117</b>	<b>21.555</b>	<b>78.451.438</b>
Ávila	9.544	41.304.672	4.222	16.925.712	5.115	23.221.670	207	1.157.290
Burgos	51.137	234.303.317	20.373	112.399.060	27.525	111.583.439	3.239	10.320.818
León	77.006	266.114.165	48.194	155.613.420	27.323	104.215.898	1.489	6.284.847
Palencia	19.598	58.769.079	11.274	31.574.149	8.055	25.540.894	269	1.654.036
Salamanca	54.400	198.620.338	33.578	120.967.950	18.041	65.414.368	2.781	12.238.020
Segovia	15.535	71.604.275	7.499	37.943.291	7.544	31.291.409	492	2.369.575
Soria	18.368	35.736.604	8.143	14.910.544	4.523	7.437.076	5.702	13.388.984
Valladolid	78.393	301.102.889	49.152	175.944.154	27.021	113.366.363	2.220	11.792.372
Zamora	17.824	66.029.307	7.954	27.556.811	4.714	19.207.000	5.156	19.245.496
<b>Castilla-La Mancha</b>	<b>285.551</b>	<b>1.101.038.491</b>	<b>128.698</b>	<b>465.561.974</b>	<b>125.164</b>	<b>497.508.648</b>	<b>31.689</b>	<b>137.967.869</b>
Albacete	82.856	263.415.249	32.429	108.301.211	43.589	133.594.053	6.838	21.519.985
Ciudad Real	65.825	273.801.462	24.450	80.723.686	33.202	134.961.114	8.173	58.116.662
Cuenca	17.063	107.209.888	7.413	45.129.015	6.944	44.574.772	2.706	17.506.101
Guadalajara	16.113	91.923.432	11.474	56.803.643	4.342	33.195.323	297	1.924.466
Toledo	103.694	364.688.460	52.932	174.604.419	37.087	151.183.386	13.675	38.900.655
<b>Cataluña</b>	<b>2.492.147</b>	<b>5.316.465.934</b>	<b>1.862.574</b>	<b>3.719.819.806</b>	<b>625.877</b>	<b>1.585.140.951</b>	<b>3.696</b>	<b>11.505.177</b>
Barcelona	2.158.448	4.357.119.324	1.649.420	3.149.930.293	507.215	1.202.161.329	1.813	5.027.702
Girona	151.691	406.750.989	101.882	247.891.578	49.777	158.726.039	32	133.372
Lleida	84.713	247.321.832	57.664	148.550.386	26.159	95.830.582	890	2.940.864
Tarragona	97.295	305.273.789	53.608	173.447.549	42.726	128.423.001	961	3.403.239
<b>Comunitat Valenciana</b>	<b>1.390.368</b>	<b>3.883.527.007</b>	<b>831.759</b>	<b>2.223.419.258</b>	<b>438.243</b>	<b>1.349.811.554</b>	<b>120.366</b>	<b>310.296.195</b>
Alicante/Alacant	426.574	1.245.081.042	259.060	677.844.888	149.438	515.849.021	18.076	51.387.133
Castellón/Castelló	212.813	603.646.708	127.101	353.939.744	54.418	175.563.366	31.294	74.143.598
Valencia/València	750.981	2.034.799.257	445.598	1.191.634.626	234.387	658.399.167	70.996	184.765.464
<b>Extremadura</b>	<b>117.661</b>	<b>530.670.668</b>	<b>61.170</b>	<b>291.528.021</b>	<b>48.451</b>	<b>207.993.368</b>	<b>8.040</b>	<b>31.149.279</b>
Badajoz	87.068	384.434.172	46.238	228.137.669	33.403	127.564.832	7.427	28.731.671
Cáceres	30.593	146.236.496	14.932	63.390.352	15.048	80.428.536	613	2.417.608
<b>Galicia</b>	<b>533.355</b>	<b>1.757.664.717</b>	<b>342.348</b>	<b>1.134.456.998</b>	<b>189.046</b>	<b>617.402.446</b>	<b>1.961</b>	<b>5.805.273</b>
Coruña A	227.655	715.122.331	151.367	469.693.010	76.274	245.327.359	14	101.962
Lugo	49.856	129.753.049	30.638	71.624.495	17.999	53.942.352	1.219	4.186.202
Ourense	48.340	142.667.875	28.707	85.920.723	19.452	56.098.226	181	648.926
Pontevedra	207.504	770.121.462	131.636	507.218.770	75.321	262.034.509	547	868.183
<b>Madrid (Comunidad de)</b>	<b>1.387.380</b>	<b>4.493.395.371</b>	<b>1.130.684</b>	<b>2.851.988.859</b>	<b>252.257</b>	<b>1.611.523.135</b>	<b>4.439</b>	<b>29.883.377</b>
<b>Murcia (Región de)</b>	<b>314.138</b>	<b>1.292.587.600</b>	<b>155.295</b>	<b>716.659.419</b>	<b>132.359</b>	<b>474.110.598</b>	<b>26.484</b>	<b>101.817.583</b>
<b>Navarra (Com. Foral de)</b>	<b>205.415</b>	<b>635.199.074</b>	<b>111.955</b>	<b>316.950.373</b>	<b>51.496</b>	<b>151.855.904</b>	<b>41.964</b>	<b>166.392.797</b>
<b>País Vasco</b>	<b>566.271</b>	<b>2.010.511.433</b>	<b>353.989</b>	<b>1.351.412.518</b>	<b>115.456</b>	<b>403.544.575</b>	<b>96.826</b>	<b>255.554.340</b>
Álava	74.939	278.543.249	45.850	168.596.376	20.332	70.996.776	8.757	38.950.097
Guipuzcoa	269.595	818.629.547	148.298	510.430.495	64.322	169.118.460	56.975	139.080.592
Vizcaya	221.737	913.338.637	159.841	672.385.647	30.802	163.429.339	31.094	77.523.651
<b>Rioja (La)</b>	<b>79.137</b>	<b>253.416.870</b>	<b>52.612</b>	<b>164.833.248</b>	<b>19.393</b>	<b>61.290.454</b>	<b>7.132</b>	<b>27.293.168</b>
<b>Ceuta y Melilla</b>	<b>3.429</b>	<b>9.962.591</b>	<b>2.092</b>	<b>7.300.755</b>	<b>1.321</b>	<b>2.569.633</b>	<b>16</b>	<b>92.203</b>
Ceuta	2.974	6.211.395	1.708	3.807.845	1.259	2.385.028	7	18.522
Melilla	455	3.751.196	384	3.492.910	62	184.605	9	73.681

## El.2 Unpaid Portfolio Bills of Exchange

Amount in euros

	Total		Banks		Savings Banks		Co-operatives	
	Number	Amount	Number	Amount	Number	Amount	Number	Amount
<b>TOTAL</b>	<b>409.124</b>	<b>1.357.343.955</b>	<b>263.601</b>	<b>728.380.287</b>	<b>123.523</b>	<b>540.502.622</b>	<b>22.000</b>	<b>88.461.046</b>
<b>Andalucía</b>	<b>51.749</b>	<b>292.016.064</b>	<b>25.310</b>	<b>140.426.162</b>	<b>21.092</b>	<b>126.836.041</b>	<b>5.347</b>	<b>24.753.861</b>
Almería	5.928	49.209.149	2.002	18.129.437	1.735	22.145.014	2.191	8.934.698
Cádiz	4.864	34.964.158	2.522	15.440.683	2.237	18.391.711	105	1.131.764
Córdoba	7.534	26.484.409	3.404	12.757.799	3.797	11.940.921	333	1.785.689
Granada	7.005	31.078.644	2.933	11.285.848	2.600	14.237.759	1.472	5.555.037
Huelva	2.082	15.254.190	878	7.552.740	966	6.541.464	238	1.159.986
Jaén	4.465	14.583.967	1.932	6.266.158	2.262	7.199.602	271	1.118.207
Málaga	6.915	51.597.826	3.873	32.641.653	2.578	15.731.927	464	3.224.246
Sevilla	12.956	68.843.721	7.766	36.351.844	4.917	30.647.643	273	1.844.234
<b>Aragón</b>	<b>9.805</b>	<b>29.601.348</b>	<b>5.811</b>	<b>15.818.868</b>	<b>2.757</b>	<b>8.976.833</b>	<b>1.237</b>	<b>4.805.647</b>
Huesca	838	2.959.917	402	1.121.198	343	1.363.709	93	475.010
Teruel	346	2.421.743	122	938.121	110	639.020	114	844.602
Zaragoza	8.621	24.219.688	5.287	13.759.549	2.304	6.974.104	1.030	3.486.035
<b>Asturias (Ppdo de)</b>	<b>6.404</b>	<b>13.755.465</b>	<b>4.035</b>	<b>8.785.644</b>	<b>1.843</b>	<b>3.566.689</b>	<b>526</b>	<b>1.403.132</b>
<b>Baleares (Illes)</b>	<b>4.322</b>	<b>20.058.079</b>	<b>2.106</b>	<b>10.337.958</b>	<b>2.140</b>	<b>9.273.688</b>	<b>76</b>	<b>446.433</b>
<b>Canarias</b>	<b>8.749</b>	<b>47.835.102</b>	<b>4.691</b>	<b>24.812.790</b>	<b>3.209</b>	<b>19.168.848</b>	<b>849</b>	<b>3.853.464</b>
Las Palmas	3.527	21.136.367	2.260	13.962.137	1.017	5.825.123	250	1.349.107
Santa C. Tenerife	5.222	26.698.735	2.431	10.850.653	2.192	13.343.725	599	2.504.357
<b>Cantabria</b>	<b>2.994</b>	<b>8.657.580</b>	<b>1.898</b>	<b>5.387.595</b>	<b>1.047</b>	<b>3.128.295</b>	<b>49</b>	<b>141.690</b>
<b>Castilla y León</b>	<b>12.082</b>	<b>52.551.864</b>	<b>6.383</b>	<b>25.059.063</b>	<b>4.937</b>	<b>23.717.280</b>	<b>762</b>	<b>3.775.521</b>
Ávila	474	2.355.651	211	983.528	255	1.162.819	8	209.304
Burgos	1.444	6.348.267	477	2.020.876	868	3.817.622	99	509.769
León	2.772	10.078.332	1.530	4.728.439	1.127	4.959.128	115	390.765
Palencia	801	2.785.544	399	1.149.727	389	1.238.310	13	397.507
Salamanca	1.891	11.797.080	1.166	6.785.278	634	4.557.858	91	453.944
Segovia	589	2.336.949	354	1.387.559	221	887.436	14	61.954
Soria	554	1.406.027	259	451.654	166	420.988	129	533.385
Valladolid	2.980	13.138.399	1.763	6.572.441	1.110	6.040.646	107	525.312
Zamora	577	2.305.615	224	979.561	167	632.473	186	693.581
<b>Castilla-La Mancha</b>	<b>11.504</b>	<b>49.015.132</b>	<b>5.184</b>	<b>19.318.612</b>	<b>5.155</b>	<b>25.378.038</b>	<b>1.165</b>	<b>4.318.482</b>
Albacete	3.350	9.366.844	1.279	3.503.785	1.737	4.767.636	334	1.095.423
Ciudad Real	2.834	14.085.856	1.084	4.222.482	1.462	8.858.476	288	1.004.898
Cuenca	517	2.815.447	242	1.031.428	196	1.442.458	79	341.591
Guadalajara	669	4.295.640	430	2.459.217	228	1.771.868	11	64.555
Toledo	4.134	18.451.315	2.149	8.101.700	1.532	8.537.600	453	1.812.015
<b>Cataluña</b>	<b>113.476</b>	<b>235.555.907</b>	<b>83.456</b>	<b>146.523.227</b>	<b>29.714</b>	<b>87.711.168</b>	<b>306</b>	<b>1.321.512</b>
Barcelona	100.483	190.316.459	75.661	122.448.315	24.635	67.136.365	187	731.779
Girona	5.623	17.153.660	3.587	9.216.192	2.034	7.936.078	2	1.390
Lleida	2.752	10.574.976	1.768	6.157.550	957	4.274.072	27	143.354
Tarragona	4.618	17.510.812	2.440	8.701.170	2.088	8.364.653	90	444.989
<b>Comunitat Valenciana</b>	<b>61.981</b>	<b>202.625.582</b>	<b>35.836</b>	<b>98.876.280</b>	<b>20.583</b>	<b>83.619.540</b>	<b>5.562</b>	<b>20.129.762</b>
Alicante/Alacant	20.933	69.446.336	12.559	36.311.412	7.438	29.503.474	936	3.631.450
Castellón/Castelló	7.676	31.824.495	4.208	15.795.827	2.250	11.177.155	1.218	4.851.513
Valencia/València	33.372	101.354.751	19.069	46.769.041	10.895	42.938.911	3.408	11.646.799
<b>Extremadura</b>	<b>5.032</b>	<b>18.780.879</b>	<b>2.481</b>	<b>9.627.041</b>	<b>2.171</b>	<b>7.835.853</b>	<b>380</b>	<b>1.317.985</b>
Badajoz	3.778	13.436.503	1.885	6.749.651	1.549	5.469.577	344	1.217.275
Cáceres	1.254	5.344.376	596	2.877.390	622	2.366.276	36	100.710
<b>Galicia</b>	<b>17.064</b>	<b>63.307.433</b>	<b>10.351</b>	<b>38.941.950</b>	<b>6.662</b>	<b>24.092.139</b>	<b>51</b>	<b>273.344</b>
Coruña A	6.842	24.359.348	4.384	15.918.346	2.456	8.437.520	2	3.482
Lugo	1.414	4.082.846	865	2.378.655	525	1.551.098	24	153.093
Ourense	1.694	4.866.092	1.001	3.045.062	682	1.734.853	11	86.177
Pontevedra	7.114	29.999.147	4.101	17.599.887	2.999	12.368.668	14	30.592
<b>Madrid (Comunidad de)</b>	<b>64.248</b>	<b>177.910.063</b>	<b>54.015</b>	<b>109.288.234</b>	<b>9.973</b>	<b>66.775.612</b>	<b>260</b>	<b>1.846.217</b>
<b>Murcia (Región de)</b>	<b>15.855</b>	<b>73.438.343</b>	<b>7.125</b>	<b>33.078.137</b>	<b>6.964</b>	<b>32.333.303</b>	<b>1.766</b>	<b>8.026.903</b>
<b>Navarra (Com. Foral de)</b>	<b>5.745</b>	<b>17.188.365</b>	<b>3.398</b>	<b>8.306.124</b>	<b>1.346</b>	<b>4.744.939</b>	<b>1.001</b>	<b>4.137.302</b>
<b>Pais Vasco</b>	<b>15.323</b>	<b>46.242.735</b>	<b>9.733</b>	<b>29.349.226</b>	<b>3.157</b>	<b>9.930.537</b>	<b>2.433</b>	<b>6.962.972</b>
Alava	2.102	7.186.089	1.217	4.130.325	603	1.922.922	282	1.132.842
Guipuzcoa	6.900	17.838.077	4.060	11.539.534	1.508	2.828.241	1.332	3.470.302
Vizcaya	6.321	21.218.569	4.456	13.679.367	1.046	5.179.374	819	2.359.828
<b>Rioja (La)</b>	<b>2.654</b>	<b>8.489.420</b>	<b>1.696</b>	<b>4.223.667</b>	<b>730</b>	<b>3.320.009</b>	<b>228</b>	<b>945.744</b>
<b>Ceuta y Melilla</b>	<b>137</b>	<b>314.594</b>	<b>92</b>	<b>219.709</b>	<b>43</b>	<b>93.810</b>	<b>2</b>	<b>1.075</b>
Ceuta	127	252.312	82	157.427	43	93.810	2	1.075
Melilla	10	62.282	10	62.282	0	0	0	0

## El.3 Bills of Exchange received from clients as a management fee

Amount in euros

	Total		Banks		Savings Banks		Co-operatives	
	Number	Amount	Number	Amount	Number	Amount	Number	Amount
<b>TOTAL</b>	<b>2.514.921</b>	<b>6.437.418.476</b>	<b>1.833.756</b>	<b>5.111.563.345</b>	<b>623.122</b>	<b>1.234.594.197</b>	<b>58.043</b>	<b>91.260.934</b>
<b>Andalucía</b>	<b>73.499</b>	<b>182.416.820</b>	<b>44.781</b>	<b>117.145.577</b>	<b>24.216</b>	<b>55.219.533</b>	<b>4.502</b>	<b>10.051.710</b>
Almería	5.731	13.748.464	2.488	6.586.813	1.334	2.147.773	1.909	5.013.878
Cádiz	7.013	12.688.974	2.905	6.956.165	3.961	5.528.432	147	204.377
Córdoba	8.336	17.278.631	2.846	10.518.810	5.305	6.145.508	185	614.313
Granada	5.731	7.657.162	2.860	4.094.849	2.078	2.577.659	793	984.654
Huelva	2.829	5.784.369	1.746	4.210.453	1.046	1.522.931	37	50.985
Jaén	2.820	3.964.579	2.329	2.586.153	491	1.378.426	0	0
Málaga	7.219	20.693.148	3.773	10.250.661	2.153	7.694.297	1.293	2.748.190
Sevilla	33.820	100.601.493	25.834	71.941.673	7.848	28.224.507	138	435.313
<b>Aragón</b>	<b>80.154</b>	<b>136.712.864</b>	<b>48.601</b>	<b>93.647.783</b>	<b>18.021</b>	<b>32.022.110</b>	<b>13.532</b>	<b>11.042.971</b>
Huesca	5.946	9.016.106	2.630	4.001.635	1.102	4.151.230	2.214	863.241
Teruel	3.341	4.648.444	3.178	3.726.804	116	852.114	47	69.526
Zaragoza	70.867	123.048.314	42.793	85.919.344	16.803	27.018.766	11.271	10.110.204
<b>Asturias (Ppdo de)</b>	<b>20.064</b>	<b>75.793.097</b>	<b>13.426</b>	<b>60.430.174</b>	<b>6.335</b>	<b>14.083.732</b>	<b>303</b>	<b>1.279.191</b>
<b>Balears (Illes)</b>	<b>18.465</b>	<b>27.400.717</b>	<b>10.996</b>	<b>10.634.226</b>	<b>7.422</b>	<b>16.433.746</b>	<b>47</b>	<b>332.745</b>
<b>Canarias</b>	<b>12.554</b>	<b>20.725.235</b>	<b>8.605</b>	<b>10.057.552</b>	<b>3.377</b>	<b>8.585.644</b>	<b>572</b>	<b>2.082.039</b>
Las Palmas	8.021	13.872.481	5.270	5.679.200	2.474	7.434.495	277	758.786
Santa C. Tenerife	4.533	6.852.754	3.335	4.378.352	903	1.151.149	295	1.323.253
<b>Cantabria</b>	<b>14.601</b>	<b>27.876.872</b>	<b>10.635</b>	<b>22.579.406</b>	<b>1.827</b>	<b>4.118.221</b>	<b>2.139</b>	<b>1.179.245</b>
<b>Castilla y León</b>	<b>32.395</b>	<b>67.308.638</b>	<b>15.900</b>	<b>35.071.238</b>	<b>7.122</b>	<b>20.829.318</b>	<b>9.373</b>	<b>11.408.082</b>
Ávila	443	1.003.032	176	539.303	260	460.000	7	3.729
Burgos	8.945	18.167.585	2.414	8.201.939	813	3.108.698	5.718	6.856.948
León	6.601	13.329.902	3.565	4.023.366	3.024	9.264.366	12	42.170
Palencia	1.174	4.674.256	594	2.883.889	573	1.770.936	7	19.431
Salamanca	1.654	3.525.128	1.145	2.430.169	506	1.035.217	3	59.742
Segovia	812	3.410.934	526	2.080.417	275	1.317.176	11	13.341
Soria	4.354	5.178.623	625	587.328	164	290.713	3.565	4.300.582
Valladolid	7.767	16.476.654	6.338	12.980.218	1.421	3.451.335	8	45.101
Zamora	645	1.542.524	517	1.344.609	86	130.877	42	67.038
<b>Castilla-La Mancha</b>	<b>35.552</b>	<b>65.655.590</b>	<b>21.419</b>	<b>37.415.284</b>	<b>12.835</b>	<b>25.167.337</b>	<b>1.298</b>	<b>3.072.969</b>
Albacete	3.251	5.253.853	1.794	2.288.711	1.388	2.812.171	69	152.971
Ciudad Real	5.635	10.627.591	1.995	4.602.614	2.842	3.830.481	798	2.194.496
Cuenca	1.995	5.508.159	889	3.260.014	998	1.960.044	108	288.101
Guadalajara	5.403	12.189.563	4.204	5.558.086	1.176	6.620.431	23	11.046
Toledo	19.268	32.076.424	12.537	21.705.859	6.431	9.944.210	300	426.355
<b>Cataluña</b>	<b>1.265.484</b>	<b>2.369.894.028</b>	<b>927.901</b>	<b>1.836.220.949</b>	<b>335.552</b>	<b>528.665.702</b>	<b>2.031</b>	<b>5.007.377</b>
Barcelona	1.095.765	2.167.863.817	806.789	1.692.327.148	287.339	472.354.051	1.637	3.182.618
Girona	106.037	116.280.495	73.017	86.974.559	32.973	28.898.595	47	407.341
Lleida	32.590	33.034.517	28.146	26.115.094	4.127	5.760.922	317	1.158.501
Tarragona	31.092	52.715.199	19.949	30.804.148	11.113	21.652.134	30	258.917
<b>Comunitat Valenciana</b>	<b>103.217</b>	<b>192.026.514</b>	<b>65.818</b>	<b>132.606.325</b>	<b>29.785</b>	<b>50.168.023</b>	<b>7.614</b>	<b>9.252.166</b>
Alicante/Alacant	33.458	51.439.539	24.374	37.473.377	8.064	12.336.891	1.020	1.629.271
Castellón/Castelló	17.587	42.781.459	12.245	32.018.571	4.591	8.641.704	751	2.121.184
Valencia/València	52.172	97.805.516	29.199	63.114.377	17.130	29.189.428	5.843	5.501.711
<b>Extremadura</b>	<b>3.867</b>	<b>8.131.505</b>	<b>2.137</b>	<b>3.515.081</b>	<b>1.550</b>	<b>3.040.527</b>	<b>180</b>	<b>1.575.897</b>
Badajoz	2.017	4.334.779	1.375	1.915.946	480	986.100	162	1.432.733
Cáceres	1.850	3.796.726	762	1.599.135	1.070	2.054.427	18	143.164
<b>Galicia</b>	<b>48.851</b>	<b>116.774.990</b>	<b>30.470</b>	<b>84.557.999</b>	<b>18.096</b>	<b>32.046.489</b>	<b>285</b>	<b>170.502</b>
Coruña A	28.743	75.954.859	17.580	60.966.305	11.163	14.988.554	0	0
Lugo	3.296	3.966.172	2.732	3.263.368	551	684.875	13	17.929
Ourense	3.044	3.481.168	1.790	2.203.724	1.247	1.248.191	7	29.253
Pontevedra	13.768	33.372.791	8.368	18.124.602	5.135	15.124.869	265	123.320
<b>Madrid (Comunidad de)</b>	<b>603.668</b>	<b>2.665.962.692</b>	<b>480.595</b>	<b>2.310.337.162</b>	<b>122.107</b>	<b>352.575.545</b>	<b>966</b>	<b>3.049.985</b>
<b>Murcia (Región de)</b>	<b>26.092</b>	<b>47.016.156</b>	<b>9.552</b>	<b>14.713.399</b>	<b>14.643</b>	<b>27.986.529</b>	<b>1.897</b>	<b>4.316.228</b>
<b>Navarra (Com. Foral de)</b>	<b>27.111</b>	<b>53.253.351</b>	<b>12.588</b>	<b>25.249.677</b>	<b>5.841</b>	<b>14.022.899</b>	<b>8.682</b>	<b>13.980.775</b>
<b>Pais Vasco</b>	<b>134.343</b>	<b>344.362.497</b>	<b>118.855</b>	<b>291.544.744</b>	<b>12.110</b>	<b>45.694.327</b>	<b>3.378</b>	<b>7.123.426</b>
Álava	12.643	30.540.421	11.402	26.897.935	878	2.755.016	363	887.470
Guipuzcoa	62.882	120.069.249	54.046	91.784.418	6.009	22.669.614	2.827	5.615.217
Vizcaya	58.818	193.752.827	53.407	172.862.391	5.223	20.269.697	188	620.739
<b>Rioja (La)</b>	<b>14.864</b>	<b>35.992.286</b>	<b>11.473</b>	<b>25.831.795</b>	<b>2.188</b>	<b>3.829.153</b>	<b>1.203</b>	<b>6.331.338</b>
<b>Ceuta y Melilla</b>	<b>140</b>	<b>114.624</b>	<b>4</b>	<b>4.974</b>	<b>95</b>	<b>105.362</b>	<b>41</b>	<b>4.288</b>
Ceuta	140	114.624	4	4.974	95	105.362	41	4.288
Melilla	0	0	0	0	0	0	0	0

