

Unpaid Bills of Exchange Statistics
November 2007 Provisional data

**The number of unpaid bills of exchange increases 1.8% in
November as compared with the same month in 2006**

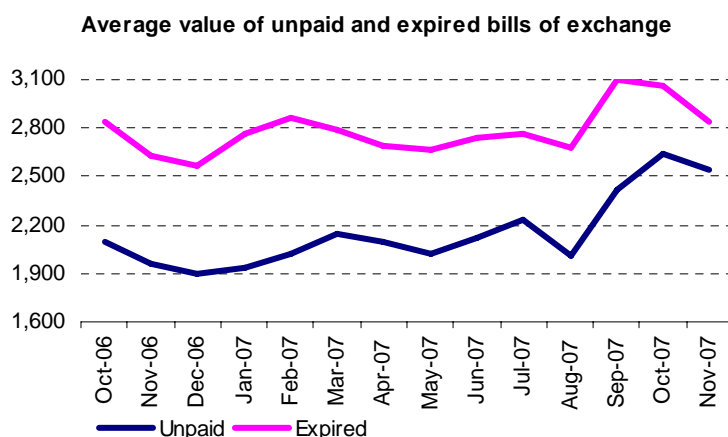
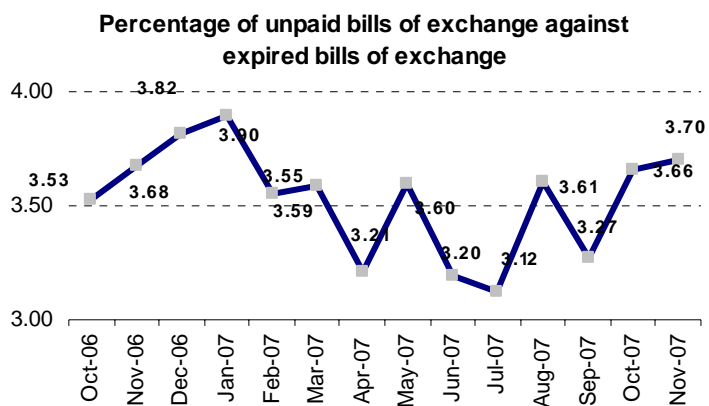
3.7% of the total amount of expired bills is unpaid

In November, the number of returned unpaid bills of exchange reached 433,739, representing a 1.8% increase compared with the same month of the previous year. The corresponding figure came to a total of 1,105 million euros, for a 32.3% increase as compared with November 2006.

Total unpaid and expired bills of exchange

	Total	Variation rates (%)		
		Inter-monthly	Interannual	Interannual accumulated
Number of bills of exchange(1)				
Number of expired bills of exchange	11,707,760	-5.95	1.03	1.16
Number of unpaid bills of exchange	433,739	-4.71	1.75	4.42
Value of bills of exchange (2) (million euros)				
Value of expired bills of exchange	33,238	-12.88	8.91	10.08
Value of unpaid bills of exchange	1,105	-8.08	32.34	26.53
Average value of bills of exchange (3=2/1) (euros)				
Average value of expired bills of exchange	2,839	-7.37	7.81	8.81
Average value of unpaid bills of exchange	2,546	-3.54	30.06	21.17

The average value of unpaid bills of exchange reached 2,546 euros, 30.1% more than in the same month of the previous year. 3.7% of expired bills were unpaid, the second highest percentage so far this year.



Unpaid bills of exchange by financial institution

The number of unpaid bills of exchange decreased 5.3% in Banks, whereas Savings Banks and Credit Unions experienced an increase of 25.5% and 17.9%, respectively.

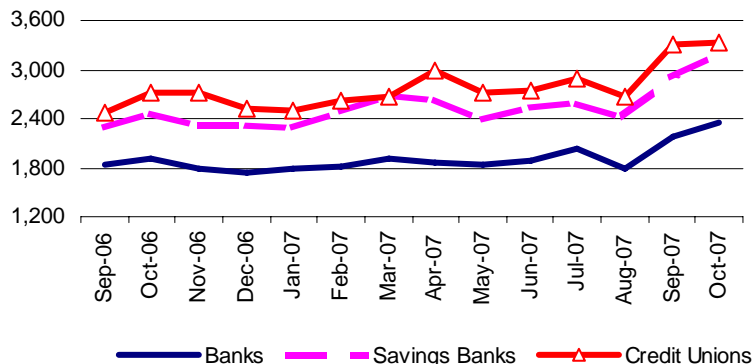
Total unpaid bills of exchange by financial institution

	Number of unpaid bills of exchange			Average value (euros)			% unpaid against expired		
	Total	Variation rates		Total	Variation rates		Total	Variation rates	
		Inter-annual	Interannual accumulated		Inter-annual	Interannual accumulated		Inter-annual	Interannual accumulated
TOTAL	433,739	1.75	4.42	2,546	30.06	21.17	3.70	0.72	3.22
Banks	286,179	-5.27	3.30	2,202	23.42	18.20	3.60	-4.66	3.79
Savings Banks	128,128	17.90	6.61	3,208	37.46	27.06	3.95	13.36	1.93
Credit Unions	19,432	25.47	9.60	3,264	20.25	15.71	3.70	14.52	2.41

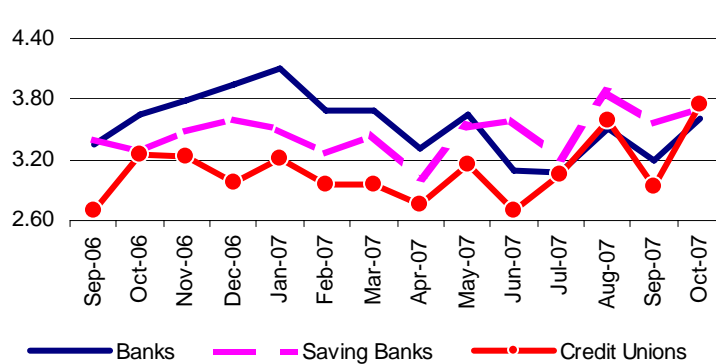
The average value of the unpaid bills of exchange was higher in Credit Unions (3,264 euros) than in Savings Banks (3,208 euros) and Banks (2,202 euros).

The interannual rate of unpaid bills of exchange against expired bills increased 14.5% in Credit Unions and 13.4% in Saving Banks. Conversely, in Banks, it decreased 4.7%.

Average value of unpaid bills of exchange by financial institution



Percentage of unpaid bills of exchange against expired bills of exchange by financial institution



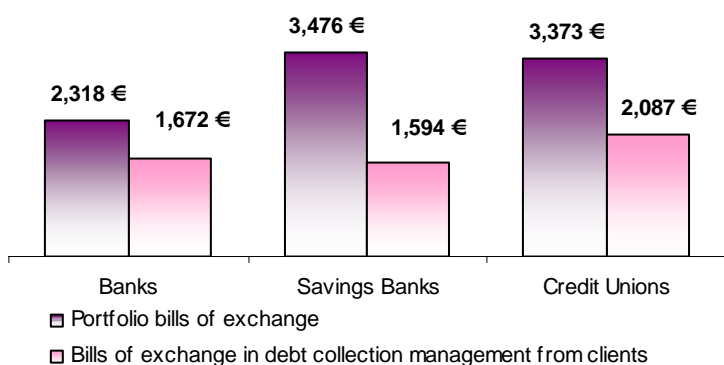
Unpaid bills of exchange by financial institution and type of bill

The average value of unpaid bills of exchange was greater for portfolio bills of exchange than for bills of exchange in debt collection from clients. Savings Banks were the financial institutions that recorded the greatest average portfolio value (3,476 euros), while Credit Unions registered the greatest average value in debt collection management from clients (2,087 euros).

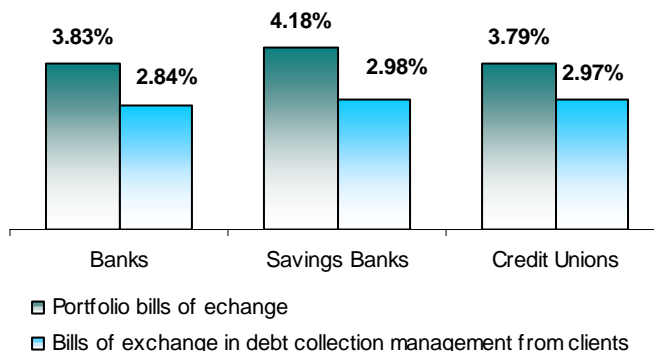
The percentage of unpaid bills of exchange against expired bills was greater for portfolio bills of exchange than for bills of exchange in debt collection management from clients.

In November, Savings Banks were the financial institutions that registered the highest percentage of both portfolio bills of exchange (with 4.2%) and bills of exchange in debt collection management from clients (with 3.0%).

Average value of unpaid bills of exchange by type and by financial institution



Percentage of unpaid bills of exchange against expired bills of exchange by type and by financial institution



Geographic distribution of unpaid bills of exchange

Canarias (7.4%), Andalucía (4.9%) and Illes Balears (4.4%) were the Autonomous Communities with the highest percentages of unpaid bills of exchange against expired bills of exchange in November 2007.

On the other hand, the Communities with the lowest percentages of unpaid bills of exchange against expired bills of exchange were Comunidad Foral de Navarra (2.6%) and Galicia (2.9%).

By the average value of unpaid bills of exchange, Canarias and Illes Balears were the Autonomous Communities with the highest average values (5,359 euros and 4,113 euros, respectively).

The Autonomous Communities with the lowest average values were Principado de Asturias, with 1,718 euros, and Cataluña, with 1,773 euros.

Bills of exchange by Autonomous Community

	Expired bills of exchange		Unpaid bills of exchange		% Unpaid against expired	Average value expired	Average value unpaid
	Number	Value (euros)	Number	Value (euros)			
TOTAL	11,707,760	33,238,262,536	433,739	1,104,508,922	3.70	2,839	2,546
Andalucía	928,396	3,551,643,177	45,765	185,919,349	4.93	3,826	4,062
Aragón	370,365	1,053,434,173	11,022	26,470,819	2.98	2,844	2,402
Asturias (Principado de)	213,306	644,926,407	7,187	12,344,204	3.37	3,023	1,718
Balears (Illes)	105,030	344,932,742	4,621	19,008,421	4.40	3,284	4,113
Canarias	128,623	561,382,126	9,575	51,307,734	7.44	4,365	5,359
Cantabria	97,017	326,667,535	2,952	8,444,035	3.04	3,367	2,860
Castilla y León	365,468	1,366,337,831	10,530	38,004,234	2.88	3,739	3,609
Castilla-La Mancha	336,388	1,158,288,138	11,219	37,010,404	3.34	3,443	3,299
Cataluña	3,689,363	7,291,671,889	134,520	238,483,663	3.65	1,976	1,773
Comunitat Valenciana	1,474,232	3,839,080,140	55,853	151,692,342	3.79	2,604	2,716
Extremadura	116,554	532,499,878	4,446	13,961,743	3.81	4,569	3,140
Galicia	593,597	1,825,067,060	16,982	44,072,898	2.86	3,075	2,595
Madrid (Comunidad de)	1,993,655	6,416,550,085	78,179	157,934,331	3.92	3,218	2,020
Murcia (Región de)	325,883	1,247,503,803	13,371	51,485,532	4.10	3,828	3,851
Navarra (Comunidad Foral de)	227,035	660,155,155	5,830	17,012,787	2.57	2,908	2,918
País Vasco	643,440	2,152,675,751	18,620	43,513,762	2.89	3,346	2,337
Rioja (La)	95,242	255,499,585	2,922	7,244,366	3.07	2,683	2,479
Ceuta and Melilla	4,166	9,947,061	145	598,298	3.48	2,388	4,126

For further information see [INEbase-www.ine.es/en/welcome_en.htm](http://inebase-www.ine.es/en/welcome_en.htm) All press releases at: www.ine.es/en/prensa/prensa_en.htm

Press office: Telephone: 91 583 93 63 / 94 08 – Fax: 91 583 90 87 - gprensa@ine.es
Information area: Telephone: 91 583 91 00 – Fax: 91 583 91 58 – www.ine.es/infoine

14th de January 2008

Unpaid Bills of Exchange Statistic November 2007

Provisional data

Portfolio Bills of Exchange

Amount in euros

	Total		Banks		Savings Banks		Co-operatives	
	Number	Amount	Number	Amount	Number	Amount	Number	Amount
TOTAL	9.224.610	27.552.685.116	6.126.567	16.951.376.300	2.628.557	9.036.979.170	469.486	1.564.329.646
Andalucía	846.375	3.364.788.025	453.222	1.858.947.283	321.333	1.238.358.047	71.820	267.482.695
Almería	66.348	327.601.169	23.846	130.989.267	22.215	118.471.960	20.287	78.139.942
Cádiz	65.897	355.783.260	36.464	203.289.241	28.056	147.672.114	1.377	4.821.905
Córdoba	144.790	419.925.796	72.277	213.065.164	66.989	181.408.965	5.524	25.451.667
Granada	124.331	424.052.953	53.095	174.226.155	44.690	156.157.070	26.546	93.669.728
Huelva	27.990	144.320.772	11.806	74.572.656	12.237	59.901.178	3.947	9.846.938
Jaén	82.609	219.151.858	39.516	105.257.469	39.046	102.987.347	4.047	10.907.042
Málaga	108.173	520.593.396	63.836	296.433.636	37.492	192.448.099	6.845	31.711.661
Sevilla	226.237	953.358.821	152.382	661.113.695	70.608	279.311.314	3.247	12.933.812
Aragón	288.466	917.510.819	180.536	523.621.251	72.563	264.736.568	35.367	129.153.000
Huesca	18.483	94.035.395	9.552	44.924.011	6.216	35.674.020	2.715	13.437.364
Teruel	14.394	79.462.659	6.888	35.032.032	2.809	16.053.169	4.697	28.377.458
Zaragoza	255.589	744.012.765	164.096	443.665.208	63.538	213.009.379	27.955	87.338.178
Asturias	194.229	572.360.378	119.279	366.046.266	58.234	169.120.704	16.716	37.193.408
Balears Illes	85.845	313.375.541	48.077	169.941.616	36.195	135.510.655	1.573	7.923.270
Canarias	116.988	541.970.073	66.620	326.009.859	41.031	176.496.368	9.337	39.463.846
Las Palmas	50.853	291.703.375	32.460	193.754.026	14.771	78.224.377	3.622	19.724.972
Santa C. Tenerife	66.135	250.266.698	34.160	132.255.833	26.260	98.271.991	5.715	19.738.874
Cantabria	83.298	297.403.266	55.311	203.163.330	26.485	89.496.738	1.502	4.743.198
Castilla-León	334.639	1.304.814.063	191.004	737.203.375	123.739	494.807.744	19.896	72.802.944
Ávila	9.161	41.183.525	4.072	17.343.609	4.876	22.721.270	213	1.118.646
Burgos	47.319	221.932.894	20.242	106.173.266	24.220	106.699.277	2.857	9.060.351
León	77.950	282.230.261	49.586	173.562.887	27.149	103.287.612	1.215	5.379.762
Palencia	19.838	61.315.131	11.914	30.313.569	7.733	29.285.267	191	1.716.295
Salamanca	51.505	225.449.535	32.962	151.047.467	16.078	64.675.364	2.465	9.726.704
Segovia	14.177	68.774.095	6.538	35.326.509	7.126	30.906.547	513	2.541.039
Soria	17.192	34.781.534	7.237	13.486.750	4.638	9.008.443	5.317	12.286.341
Valladolid	80.022	299.774.802	50.854	183.924.603	26.866	104.637.084	2.302	11.213.115
Zamora	17.475	69.372.286	7.599	26.024.715	5.053	23.586.880	4.823	19.760.691
Castilla-la-Mancha	297.741	1.093.283.480	141.310	490.284.701	126.740	473.707.739	29.691	129.291.040
Albacete	87.734	251.938.830	34.690	106.182.896	46.247	123.370.359	6.797	22.385.575
Ciudad Real	66.017	277.983.591	25.308	91.636.609	33.260	137.832.586	7.449	48.514.396
Cuenca	17.677	107.122.396	8.340	44.409.930	6.500	46.679.542	2.837	16.032.924
Guadalajara	16.848	91.940.811	12.204	58.738.668	4.344	31.511.517	300	1.690.626
Toledo	109.465	364.297.852	60.768	189.316.598	36.389	134.313.735	12.308	40.667.519
Cataluña	2.449.085	5.020.757.376	1.844.587	3.519.143.404	601.079	1.488.954.396	3.419	12.659.576
Barcelona	2.121.441	4.075.787.239	1.634.922	2.950.312.343	484.755	1.119.782.475	1.764	5.692.421
Girona	147.680	382.243.149	99.362	295.713.890	48.276	146.236.859	42	292.400
Lleida	83.672	265.261.785	57.853	165.765.166	25.118	96.530.140	701	2.966.479
Tarragona	96.292	297.465.203	52.450	167.352.005	42.930	126.404.922	912	3.708.276
Comunitat Valenciana	1.370.520	3.654.076.905	834.116	2.107.218.630	424.800	1.251.704.236	111.604	295.154.039
Alicante/Alacant	442.319	1.162.830.705	279.876	644.662.590	145.289	470.762.766	17.154	47.405.349
Castellón/Castelló	208.620	596.743.935	126.821	360.701.678	54.227	166.480.444	27.572	69.561.813
Valencia/València	719.581	1.894.502.265	427.419	1.101.854.362	225.284	614.461.026	66.878	178.186.877
Extremadura	111.997	523.962.276	58.569	288.863.870	46.181	205.878.325	7.247	29.220.081
Badajoz	83.624	394.065.178	44.875	228.168.787	31.999	138.934.378	6.750	26.962.013
Cáceres	28.373	129.897.098	13.694	60.695.083	14.182	66.943.947	497	2.258.068
Galicia	543.637	1.713.026.986	353.002	1.107.969.331	188.915	599.916.903	1.720	5.140.752
Coruña A	228.947	715.792.165	155.688	471.075.852	73.243	244.616.687	16	99.626
Lugo	46.104	121.849.349	28.219	69.091.481	16.792	49.283.434	1.093	3.474.434
Ourense	51.901	148.938.158	30.515	93.018.138	21.220	55.309.699	166	610.321
Pontevedra	216.685	726.447.314	138.580	474.783.860	77.660	250.707.083	445	956.371
Madrid	1.402.106	4.359.522.714	1.132.701	2.932.242.039	264.046	1.394.132.926	5.359	33.147.749
Murcia	297.353	1.203.608.427	147.111	630.714.420	125.032	472.104.396	25.210	100.789.611
Navarra	196.991	603.863.641	113.107	305.470.005	45.982	155.073.850	37.902	143.319.786
Pais Vasco	521.384	1.830.973.160	330.356	1.238.401.994	106.691	359.215.556	84.337	233.355.610
Alava	70.649	257.601.236	43.920	163.405.798	19.069	55.416.538	7.660	38.778.900
Guipuzcoa	243.939	729.810.323	135.098	455.659.819	60.499	153.785.616	48.342	120.364.888
Vizcaya	206.796	843.561.601	151.338	619.336.377	27.123	150.013.402	28.335	74.211.822
Rioja la	79.951	227.585.676	55.149	138.822.050	18.034	65.305.603	6.768	23.458.023
Ceuta y Melilla	4.005	9.802.310	2.510	7.312.876	1.477	2.458.416	18	31.018
Ceuta	3.560	5.388.910	2.104	3.576.356	1.442	1.792.656	14	19.898
Melilla	445	4.413.400	406	3.736.520	35	665.760	4	11.120

14th de January 2008

Unpaid Bills of Exchange Statistic

November 2007

Provisional data

Unpaid Portfolio Bills of Exchange

Amount in euros

	Total		Banks		Savings Banks		Co-operatives	
	Number	Amount	Number	Amount	Number	Amount	Number	Amount
TOTAL	362.218	985.653.316	234.562	543.786.148	109.880	381.899.900	17.776	59.967.268
Andalucía	43.093	181.413.195	20.256	93.633.699	18.676	72.298.464	4.161	15.481.032
Almería	4.389	25.261.042	1.262	11.710.446	1.292	7.032.250	1.835	6.518.346
Cádiz	4.138	21.082.455	2.117	10.583.579	1.935	10.136.673	86	362.203
Córdoba	7.333	23.108.122	3.097	12.101.350	3.956	9.664.891	280	1.341.881
Granada	5.790	21.977.621	2.478	8.608.136	2.292	10.200.623	1.020	3.168.862
Huelva	1.558	7.034.681	572	2.631.217	778	3.957.378	208	446.086
Jaén	4.218	11.610.724	1.725	4.682.347	2.294	6.364.985	199	563.392
Málaga	5.615	33.302.795	3.185	21.732.316	2.067	9.422.363	363	2.148.116
Sevilla	10.052	38.035.755	5.820	21.584.308	4.062	15.519.301	170	932.146
Aragón	8.146	21.754.581	4.670	10.842.749	2.469	8.178.414	1.007	2.733.418
Huesca	758	3.109.831	386	1.205.696	296	1.434.224	76	469.911
Teruel	319	1.960.919	157	868.655	79	762.634	83	329.630
Zaragoza	7.069	16.683.831	4.127	8.768.398	2.094	5.981.556	848	1.933.877
Asturias	6.472	11.448.711	3.830	6.895.022	2.134	3.488.805	508	1.064.884
Balears Illes	3.992	17.628.454	1.984	8.629.473	1.936	8.682.817	72	316.164
Canarias	9.186	49.931.922	5.071	28.250.676	3.376	18.130.715	739	3.550.531
Las Palmas	3.516	18.842.450	2.272	12.248.157	1.025	5.276.511	219	1.317.782
Santa C. Tenerife	5.670	31.089.472	2.799	16.002.519	2.351	12.854.204	520	2.232.749
Cantabria	2.627	7.464.001	1.578	4.275.212	1.005	3.075.140	44	113.649
Castilla-León	9.924	37.146.997	5.044	15.615.068	4.296	19.235.388	584	2.296.541
Ávila	306	1.329.794	147	658.183	147	559.511	12	112.100
Burgos	1.356	6.087.620	438	1.470.674	839	4.205.587	79	411.359
León	2.246	7.648.256	1.191	3.710.797	997	3.693.425	58	244.034
Palencia	625	1.127.590	286	434.512	334	669.825	5	23.253
Salamanca	1.653	7.719.273	1.023	3.813.344	563	3.675.651	67	230.278
Segovia	422	1.996.964	180	809.200	219	1.091.117	23	96.647
Soria	414	889.309	175	250.174	122	439.800	117	199.335
Valladolid	2.382	8.392.541	1.419	3.942.262	894	4.196.800	69	253.479
Zamora	520	1.955.650	185	525.922	181	703.672	154	726.056
Castilla-la-Mancha	10.053	34.921.549	4.301	13.120.309	4.822	18.221.931	930	3.579.309
Albacete	3.081	8.223.839	984	2.581.836	1.774	4.500.991	323	1.141.012
Ciudad Real	2.313	10.427.732	830	3.055.807	1.291	6.465.609	192	906.316
Cuenca	525	2.245.263	241	857.506	189	958.705	95	429.052
Guadalajara	440	2.161.232	286	958.411	145	1.113.108	9	89.713
Toledo	3.694	11.863.483	1.960	5.666.749	1.423	5.183.518	311	1.013.216
Cataluña	101.387	186.184.258	75.450	109.186.772	25.786	76.328.886	151	668.600
Barcelona	89.749	151.455.323	68.501	91.188.944	21.185	59.990.551	63	275.828
Girona	5.317	13.934.538	3.350	7.368.200	1.962	6.537.286	5	29.052
Lleida	2.460	7.813.870	1.673	4.241.570	772	3.553.049	15	19.251
Tarragona	3.861	12.980.527	1.926	6.388.058	1.867	6.248.000	68	344.469
Comunitat Valenciana	52.620	145.925.043	30.373	70.671.700	17.920	60.929.024	4.327	14.324.319
Alicante/Alacant	19.034	45.396.087	11.678	25.731.263	6.557	16.766.330	799	2.898.494
Castellón/Castelló	6.037	21.639.035	3.379	11.298.182	1.775	7.360.331	883	2.980.522
Valencia/València	27.549	78.889.921	15.316	33.642.255	9.588	36.802.363	2.645	8.445.303
Extremadura	4.307	13.731.040	2.017	6.039.518	2.023	6.553.349	267	1.138.173
Badajoz	3.205	9.053.475	1.542	4.129.358	1.420	3.862.605	243	1.061.512
Cáceres	1.102	4.677.565	475	1.910.160	603	2.690.744	24	76.661
Galicia	15.737	42.446.082	9.958	27.855.075	5.745	14.400.659	34	190.348
Coruña A	6.454	15.987.820	4.408	9.802.220	2.045	6.179.862	1	5.738
Lugo	1.138	2.923.117	668	2.097.808	454	701.337	16	123.972
Ourense	1.801	4.456.778	1.081	2.996.296	706	1.403.839	14	56.643
Pontevedra	6.344	19.078.367	3.801	12.958.751	2.540	6.115.621	3	3.995
Madrid	59.792	124.849.648	50.480	85.279.991	9.118	38.466.755	194	1.102.902
Murcia	12.324	50.028.440	5.505	24.877.461	5.437	19.309.314	1.382	5.841.665
Navarra	5.356	16.081.644	3.293	9.333.832	1.276	4.301.583	787	2.446.229
Pais Vasco	14.515	37.342.479	9.051	25.397.357	3.082	7.742.424	2.382	4.202.698
Álava	1.975	5.175.042	1.185	3.135.273	562	1.251.660	228	788.109
Guipuzcoa	6.442	12.322.899	3.527	7.430.724	1.569	2.817.811	1.346	2.074.364
Vizcaya	6.098	19.844.538	4.339	14.831.360	951	3.672.953	808	1.340.225
Rioja la	2.552	6.777.993	1.622	3.632.859	725	2.231.699	205	913.435
Ceuta y Melilla	135	577.279	79	249.375	54	324.533	2	3.371
Ceuta	108	256.110	57	138.006	49	114.733	2	3.371
Melilla	27	321.169	22	111.369	5	209.800	0	0

14th de January 2008

Unpaid Bills of Exchange Statistic November 2007

Provisional data

Bills of Exchange received from clients as a management fee

Amount in euros

	Total		Banks		Savings Banks		Co-operatives	
	Number	Amount	Number	Amount	Number	Amount	Number	Amount
TOTAL	2.483.150	5.685.577.420	1.814.518	4.443.055.218	612.917	1.157.952.358	55.715	84.569.844
Andalucía	82.021	186.855.152	47.476	113.904.039	28.714	58.895.901	5.831	14.055.212
Almería	6.159	11.841.261	2.509	3.536.301	1.052	1.891.849	2.598	6.413.111
Cádiz	6.570	16.291.065	2.951	9.705.636	3.471	6.451.631	148	133.798
Córdoba	8.649	11.989.703	2.547	4.499.600	5.984	7.172.886	118	317.217
Granada	6.743	10.569.290	2.670	3.057.601	2.862	5.910.057	1.211	1.601.632
Huelva	2.555	7.094.047	1.490	5.341.559	1.032	1.648.557	33	103.931
Jaén	2.519	4.660.233	2.058	2.579.161	461	2.081.072	0	0
Málaga	13.261	25.490.642	6.639	10.329.873	5.131	11.303.574	1.491	3.857.195
Sevilla	35.565	98.918.911	26.612	74.854.308	8.721	22.436.275	232	1.628.328
Aragón	81.899	135.923.354	52.799	97.874.314	18.497	28.298.781	10.603	9.750.259
Huesca	6.460	10.609.803	2.638	4.086.441	1.845	5.533.368	1.977	989.994
Teruel	3.485	4.560.008	3.306	3.489.066	140	997.867	39	73.075
Zaragoza	71.954	120.753.543	46.855	90.298.807	16.512	21.767.546	8.587	8.687.190
Asturias	19.077	72.566.029	14.670	57.670.966	4.100	13.983.879	307	911.184
Balears Illes	19.185	31.557.201	11.178	17.181.886	7.955	14.033.799	52	341.516
Canarias	11.635	19.412.053	7.633	11.146.980	3.465	6.391.704	537	1.873.369
Las Palmas	8.092	13.749.807	5.202	7.410.010	2.574	5.320.887	316	1.018.910
Santa C. Tenerife	3.543	5.662.246	2.431	3.736.970	891	1.070.817	221	854.459
Cantabria	13.719	29.264.269	9.514	23.192.651	2.037	4.963.093	2.168	1.108.525
Castilla-León	30.829	61.523.768	13.790	30.948.627	7.798	21.329.770	9.241	9.245.371
Ávila	539	1.131.634	175	558.865	353	517.440	11	55.329
Burgos	8.351	16.430.361	2.485	9.075.675	869	3.404.927	4.997	3.949.759
León	5.956	11.386.368	2.698	3.700.877	3.253	7.670.918	5	14.573
Palencia	827	4.905.128	462	2.818.429	359	2.042.718	6	43.981
Salamanca	1.393	3.241.390	942	2.030.547	445	1.188.582	6	22.261
Segovia	915	2.472.386	546	1.132.872	358	1.322.733	11	16.781
Soria	4.726	5.665.213	528	819.476	165	267.399	4.033	4.578.338
Valladolid	6.986	14.852.987	5.293	9.776.314	1.563	4.574.480	130	502.193
Zamora	1.136	1.438.301	661	1.035.572	433	340.573	42	62.156
Castilla-la-Mancha	38.647	65.004.658	23.390	35.726.533	14.123	25.976.699	1.134	3.301.426
Albacete	3.159	4.286.224	1.447	1.744.704	1.614	2.238.524	98	302.996
Ciudad Real	5.965	10.527.324	2.253	2.872.326	3.064	5.302.498	648	2.352.500
Cuenca	3.484	7.109.647	1.093	3.769.396	2.277	3.003.126	114	337.125
Guadalajara	5.096	9.655.768	3.878	5.679.463	1.199	3.936.054	19	40.251
Toledo	20.943	33.425.695	14.719	21.660.644	5.969	11.496.497	255	268.554
Cataluña	1.240.278	2.270.914.513	926.787	1.801.733.980	311.212	464.676.084	2.279	4.504.449
Barcelona	1.083.218	2.077.506.436	812.759	1.663.762.511	268.355	410.289.000	2.104	3.454.925
Girona	98.157	110.410.245	70.382	81.351.269	27.750	28.847.050	25	211.926
Lleida	27.377	31.723.318	23.302	26.004.639	3.944	5.095.137	131	623.542
Tarragona	31.526	51.274.514	20.344	30.615.561	11.163	20.444.897	19	214.056
Comunitat Valenciana	103.712	185.003.235	66.459	121.934.317	29.609	52.107.720	7.644	10.961.198
Alicante/Alacant	34.665	50.373.711	24.252	35.879.380	9.182	13.149.747	1.231	1.344.584
Castellón/Castelló	18.565	45.340.266	13.228	33.526.740	4.560	9.047.229	777	2.766.297
Valencia/València	50.482	89.289.258	28.979	52.528.197	15.867	29.910.744	5.636	6.850.317
Extremadura	4.557	8.537.602	2.864	4.277.973	1.539	3.831.819	154	427.810
Badajoz	2.338	3.780.106	1.699	1.830.590	493	1.535.000	146	414.516
Cáceres	2.219	4.757.496	1.165	2.447.383	1.046	2.296.819	8	13.294
Galicia	49.960	112.040.074	31.418	75.296.266	18.314	36.409.084	228	334.724
Coruña A	28.835	68.664.314	18.066	52.637.101	10.750	15.860.083	19	167.130
Lugo	3.321	3.607.268	2.982	3.110.647	316	447.061	23	49.560
Ourense	3.313	4.322.952	1.652	1.975.551	1.657	2.336.518	4	10.883
Pontevedra	14.491	35.445.540	8.718	17.572.967	5.591	17.765.422	182	107.151
Madrid	591.549	2.057.027.371	463.409	1.719.182.827	127.270	335.377.288	870	2.467.256
Murcia	28.530	43.895.376	8.707	11.607.395	17.075	27.492.056	2.748	4.795.925
Navarra	30.044	56.291.514	14.414	26.459.328	7.896	16.737.415	7.734	13.094.771
País Vasco	122.056	321.702.591	108.025	271.879.036	11.196	44.332.600	2.835	5.490.955
Alava	10.802	29.813.172	9.523	26.004.114	869	2.797.681	410	1.011.377
Guipuzcoa	58.776	108.094.204	51.240	89.624.753	5.180	14.433.109	2.356	4.036.342
Vizcaya	52.478	183.795.215	47.262	156.250.169	5.147	27.101.810	69	443.236
Rioja la	15.291	27.913.909	11.984	23.035.242	2.003	2.979.072	1.304	1.899.595
Ceuta y Melilla	161	144.751	1	2.858	114	135.594	46	6.299
Ceuta	161	144.751	1	2.858	114	135.594	46	6.299
Melilla	0	0	0	0	0	0	0	0

Unpaid Bills of Exchange Statistic November 2007

Provisional data

Unpaid Bills of Exchange received from clients as a management fee

Amount in euros

	Total		Banks		Savings Banks		Co-operatives	
	Number	Amount	Number	Amount	Number	Amount	Number	Amount
TOTAL	71.521	118.855.606	51.617	86.307.794	18.248	29.092.418	1.656	3.455.394
Andalucía	2.672	4.506.154	1.341	2.071.422	1.004	1.794.087	327	640.645
Almería	289	473.630	55	82.437	55	68.610	179	322.583
Cádiz	275	548.368	97	157.986	165	215.237	13	175.145
Córdoba	288	355.156	96	157.586	186	191.509	6	6.061
Granada	292	357.947	154	117.828	102	210.663	36	29.456
Huelva	103	341.730	56	306.254	47	35.476	0	0
Jaén	77	139.666	56	75.593	21	64.073	0	0
Málaga	554	1.192.269	274	387.339	191	705.177	89	99.753
Sevilla	794	1.097.388	553	786.399	237	303.342	4	7.647
Aragón	2.876	4.716.238	1.737	2.286.580	760	1.006.443	379	1.423.215
Huesca	179	197.539	67	77.595	63	76.117	49	43.827
Teruel	91	155.851	84	138.193	7	17.658	0	0
Zaragoza	2.606	4.362.848	1.586	2.070.792	690	912.668	330	1.379.388
Asturias	715	895.493	606	699.532	103	149.052	6	46.909
Balears Illes	629	1.379.967	359	653.625	270	726.342	0	0
Canarias	389	1.375.812	235	1.177.640	139	171.947	15	26.225
Las Palmas	207	421.821	115	296.623	87	117.626	5	7.572
Santa C. Tenerife	182	953.991	120	881.017	52	54.321	10	18.653
Cantabria	325	980.034	199	802.877	62	161.918	64	15.239
Castilla-León	606	857.237	280	362.830	187	351.524	139	142.883
Ávila	22	20.041	11	7.455	11	12.586	0	0
Burgos	155	161.099	42	51.942	28	49.377	85	59.780
León	118	192.034	48	55.175	70	136.859	0	0
Palencia	23	54.054	11	43.425	11	9.766	1	863
Salamanca	24	28.282	12	14.264	9	6.891	3	7.127
Segovia	11	36.012	5	11.943	6	24.069	0	0
Soria	54	64.755	6	1.965	3	1.410	45	61.380
Valladolid	151	243.656	116	159.713	32	71.187	3	12.756
Zamora	48	57.304	29	16.948	17	39.379	2	977
Castilla-la-Mancha	1.166	2.088.855	638	1.067.016	491	778.196	37	243.643
Albacete	124	175.640	53	104.746	69	70.777	2	117
Ciudad Real	196	528.427	70	113.071	103	188.628	23	226.728
Cuenca	161	157.328	30	31.917	124	109.143	7	16.268
Guadalajara	145	297.166	107	247.743	38	49.423	0	0
Toledo	540	930.294	378	569.539	157	360.225	5	530
Cataluña	33.133	52.299.405	24.303	38.928.042	8.728	13.257.583	102	113.780
Barcelona	28.659	46.081.221	21.272	35.920.317	7.285	10.047.124	102	113.780
Girona	2.746	4.275.780	1.840	1.727.067	906	2.548.713	0	0
Lleida	646	531.228	576	450.132	70	81.096	0	0
Tarragona	1.082	1.411.176	615	830.526	467	580.650	0	0
Comunitat Valenciana	3.233	5.767.299	2.047	3.176.752	986	2.360.956	200	229.591
Alicante/Alacant	1.204	2.296.749	836	947.757	345	1.314.451	23	34.541
Castellón/Castelló	409	858.553	279	502.320	115	346.322	15	9.911
Valencia/València	1.620	2.611.997	932	1.726.675	526	700.183	162	185.139
Extremadura	139	230.703	99	97.088	37	130.302	3	3.313
Badajoz	85	86.253	71	63.715	11	19.225	3	3.313
Cáceres	54	144.450	28	33.373	26	111.077	0	0
Galicia	1.245	1.626.816	705	1.000.949	538	617.767	2	8.100
Coruña A	680	654.590	402	434.839	278	219.751	0	0
Lugo	57	168.843	45	135.655	11	25.598	1	7.590
Ourense	130	200.068	65	106.918	65	93.150	0	0
Pontevedra	378	603.315	193	323.537	184	279.268	1	510
Madrid	18.387	33.084.683	14.683	27.699.417	3.686	5.363.126	18	22.140
Murcia	1.047	1.457.092	241	286.131	671	972.499	135	198.462
Navarra	474	931.143	166	257.864	187	433.747	121	239.532
Pais Vasco	4.105	6.171.283	3.736	5.446.184	305	654.268	64	70.831
Alava	219	321.439	184	242.980	27	61.125	8	17.334
Guipuzcoa	2.502	1.989.826	2.294	1.747.512	152	188.817	56	53.497
Vizcaya	1.384	3.860.018	1.258	3.455.692	126	404.326	0	0
Rioja la	370	466.373	242	293.845	84	141.642	44	30.886
Ceuta y Melilla	10	21.019	0	0	10	21.019	0	0
Ceuta	10	21.019	0	0	10	21.019	0	0
Melilla	0	0	0	0	0	0	0	0