

13 February 2008

Unpaid Bills of Exchange Statistics
Year 2007 and December 2007. Provisional data

The number of unpaid bills of exchange increases 3.9% in 2007

3.5% of expired bills of exchange are unpaid in 2007

The total number of unpaid bills of exchange recorded a 3.9% increase in 2007, as compared with the previous year.

3.5% of expired bills of exchange were unpaid in 2007, barely one tenth more than the percentage recorded in 2006.

The average value of unpaid bills of exchange increased 23.1% in 2007, as compared with the previous year.

Total unpaid and expired bills of exchange. Year 2007

	Total	Interannual Variation rates (%)
Number of bills of exchange(1)		
Number of expired bills of exchange	145,816,581	1.07
Number of unpaid bills of exchange	5,121,167	3.89
Value of bills of exchange (2) (million €)		
Value of expired bills of exchange	409,825	9.90
Value of unpaid bills of exchange	11,493	27.88
Average value of bills of exchange (3=2/1)(€)		
Average value of expired bills of exchange	2,811	8.73
Average value of unpaid bills of exchange	2,244	23.10

By Autonomous Community, Canarias and Andalucía had the highest percentage of unpaid bills of exchange against expired bills (standing at 5.9% and 4.4%, respectively) and were also those with the highest average value of unpaid bills of exchange (with 4,426 and 3,580 euros, respectively). The Communities with the lowest percentages of unpaid bills of exchange against expired bills were Comunidad Foral de Navarra and País Vasco (with 2.5% and 2.6%, respectively). Cataluña and Principado de Asturias had the lowest average value of unpaid bills of exchange (with 1,671% and 1,793%, respectively).

Bills of exchange by Autonomous Community. Year 2007

	Expired bills of exchange		Unpaid bills of exchange		% Unpaid against expired	Average value expired	Average value unpaid
	Number	Value (euros)	Number	Value (euros)			
TOTAL	145,816,581	409,825,354,919	5,121,167	11,492,929,078	3.51	2,811	2,244
Andalucía	11,139,446	41,918,368,589	484,958	1,736,114,517	4.35	3,763	3,580
Aragón	4,399,052	12,531,171,859	133,988	305,077,500	3.05	2,849	2,277
Asturias (Principado de)	2,573,338	7,731,838,057	81,476	146,074,574	3.17	3,005	1,793
Balears (Illes)	1,286,155	4,297,076,374	50,271	177,200,051	3.91	3,341	3,525
Canarias	1,562,710	6,767,016,138	91,741	406,045,301	5.87	4,330	4,426
Cantabria	1,171,028	3,814,136,648	31,654	80,148,742	2.70	3,257	2,532
Castilla y León	4,438,065	16,195,959,499	126,631	438,898,068	2.85	3,649	3,466
Castilla-La Mancha	3,966,579	13,557,809,767	123,933	367,017,531	3.12	3,418	2,961
Cataluña	46,657,764	93,341,077,509	1,554,525	2,598,041,517	3.33	2,001	1,671
Comunitat Valenciana	18,508,659	47,224,456,593	801,246	1,600,084,516	4.33	2,551	1,997
Extremadura	1,408,396	6,058,612,682	52,957	140,547,729	3.76	4,302	2,654
Galicia	7,068,513	21,286,115,593	186,282	442,728,123	2.64	3,011	2,377
Madrid (Comunidad de)	24,676,028	79,514,179,705	891,490	1,679,042,903	3.61	3,222	1,883
Murcia (Región de)	4,121,290	15,098,387,590	176,617	566,359,737	4.29	3,664	3,207
Navarra (Comunidad Foral de)	2,853,656	8,068,913,293	70,495	176,309,694	2.47	2,828	2,501
País Vasco	8,720,327	28,933,492,045	224,961	527,253,470	2.58	3,318	2,344
Rioja (La)	1,218,062	3,368,775,770	36,568	100,971,899	3.00	2,766	2,761
Ceuta y Melilla	47,513	117,967,208	1,374	5,013,206	2.89	2,483	3,649

The number of unpaid bills of exchange decreases 1.1% in December

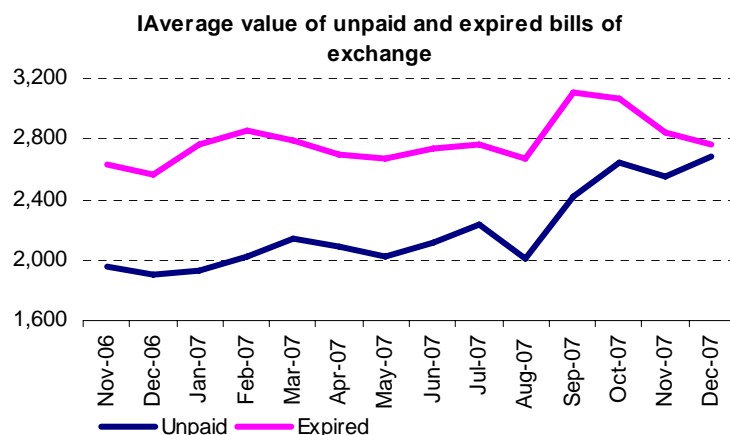
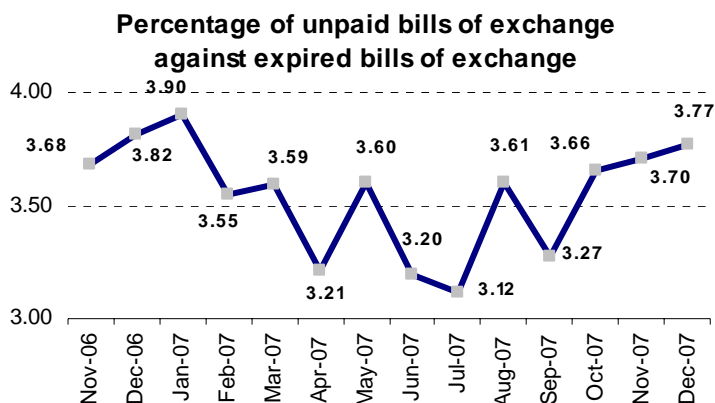
In December 2007, the number of unpaid bills of exchange decreased by 1.1% in the interannual rate, reaching 465,917 bills of exchange. On the other hand, the value increased 40.1%, standing at 1,253 million euros.

The average value of unpaid bills of exchange increased 41.6% as compared with December 2006.

Total unpaid and expired bills of exchange. December 2007

	Total	Variation rates (%)		
		Inter-monthly	Interannual	Interannual accumulated
Number of bills of exchange(1)				
Number of expired bills of exchange	12,344,885	5.44	0.08	1.07
Number of unpaid bills of exchange	465,917	7.42	-1.07	3.89
Value of bills of exchange (2) (millon euros)				
Value of expired bills of exchange	34,109	2.62	7.99	9.90
Value of unpaid bills of exchange	1,253	13.40	40.10	27.88
Average value of bills of exchange (3=2/1) (euros)				
Average value of expired bills of exchange	2,763	-2.68	7.90	8.73
Average value of unpaid bills of exchange	2,688	5.57	41.62	23.08

In December, the percentage of unpaid bills of exchange against expired bills reached a value of 3.8%.



Unpaid bills of exchange by financial institution

In December, the number of unpaid bills of exchange decreased by 7.4% in the interannual rate for Banks. Conversely, in Credit Unions and Savings Banks, it increased 36.8% and 12.8%, respectively.

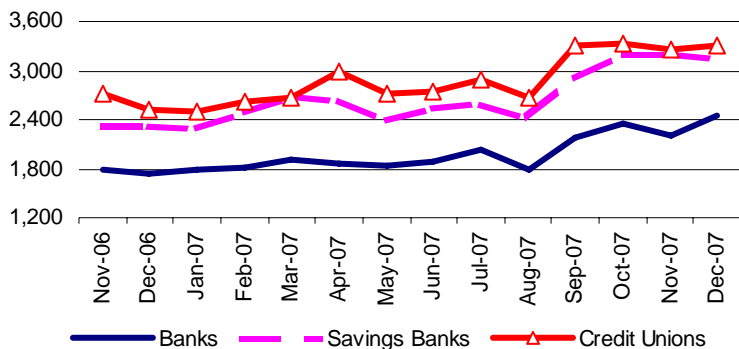
Banks were the only financial institutions in which the proportion of unpaid bills of exchange against expired bills decreased (6.1%). Conversely, in Credit Unions and Savings Banks, it increased 23.8% and 10.4%, respectively.

Total unpaid bills of exchange by financial institution. December 2007

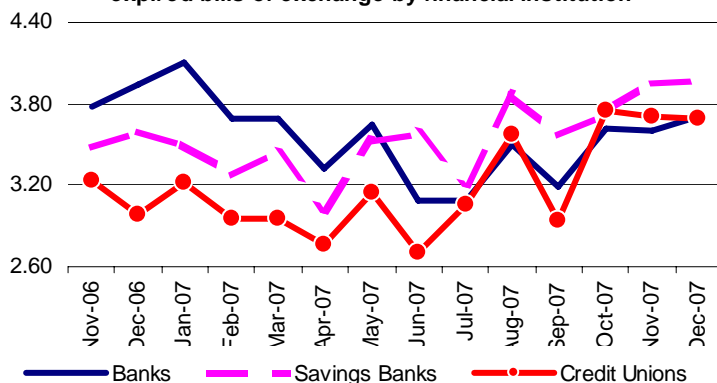
	Number of unpaid bills of exchange			Average value (euros)			% unpaid against expired		
	Total	Variation rates		Total	Variation rates		Total	Variation rates	
		Inter-annual	Interannual accumulated		Inter-annual	Interannual accumulated		Inter-annual	Interannual accumulated
TOTAL	465,917	-1.07	3.89	2,688	41.62	23.08	3.77	-1.16	2.79
Banks	317,165	-7.35	2.24	2,455	42.12	20.40	3.71	-6.13	2.80
Savings Banks	128,225	12.83	7.15	3,164	35.73	27.98	3.97	10.38	2.64
Credit Unions	20,527	36.77	11.88	3,315	31.95	17.38	3.69	23.75	4.24

Credit Unions were the financial institutions that recorded the greatest average value of unpaid bills of exchange (3,315 euros), followed by Savings Banks (3,164 euros) and Banks (2,455 euros).

Average value of unpaid bills of exchange by financial institution



Percentage of unpaid bills of exchange against expired bills of exchange by financial institution



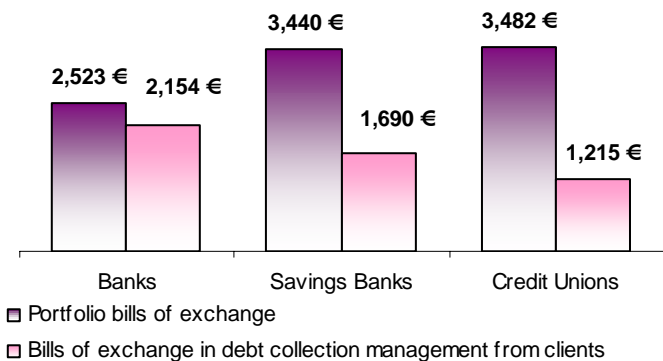
Unpaid bills of exchange by financial institution and type of bill

In December 2007, the average value of unpaid portfolio bills of exchange was higher than that of bills of exchange in debt collection management from clients, both for Banks, and for Savings Banks and Credit Unions.

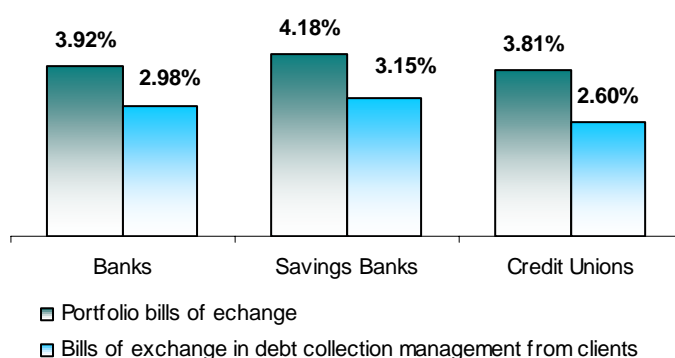
Likewise, the percentage of unpaid bills of exchange against expired bills was greater for portfolio bills of exchange than for bills of exchange in debt collection management from clients for the three types of financial institution.

Savings Banks were the financial institutions that recorded the highest percentage of both unpaid portfolio bills of exchange (with 4.2%) and unpaid bills of exchange in debt collection management from clients (with 3.2%).

Average value of unpaid bills of exchange by type and by financial institution



Percentage of unpaid bills of exchange against expired bills of exchange by type and by financial institution



Geographical distribution of unpaid bills of exchange

Canarias (7.4%) and Andalucía (5.0%) were the Autonomous Communities with the highest percentages of unpaid bills of exchange against expired bills in December 2007.

On the other hand, the Communities with the lowest percentages of unpaid bills of exchange against expired bills were Comunidad Foral de Navarra (with 2.6%) and País Vasco (with 2.8%).

By the average value of unpaid bills of exchange, Canarias and Castilla-La Mancha were the Autonomous Communities with the highest average values (5,449 euros and 4,162 euros, respectively).

The Autonomous Communities with the lowest average values were Cataluña (1,962 euros) and La Rioja (2,045 euros).

Bills of exchange by Autonomous Community. December 2007

	Expired bills of exchange		Unpaid bills of exchange		% Unpaid against expired	Average value expired	Average value unpaid
	Number	Value (euros)	Number	Value (euros)			
TOTAL	12,344,885	34,108,709,745	465,917	1,252,515,305	3.77	2,763	2,688
Andalucía	949,551	3,548,758,474	47,476	196,814,578	5.00	3,737	4,146
Aragón	391,868	1,082,188,283	12,662	27,448,880	3.23	2,762	2,168
Asturias (Principado de)	214,152	666,623,134	7,486	17,569,054	3.50	3,113	2,347
Balears (Illes)	105,669	338,264,461	4,822	18,088,762	4.56	3,201	3,751
Canarias	129,818	544,074,586	9,569	52,142,885	7.37	4,191	5,449
Cantabria	97,103	304,036,114	3,208	8,340,143	3.30	3,131	2,600
Castilla y León	374,880	1,355,954,370	11,752	41,561,089	3.13	3,617	3,537
Castilla-La Mancha	342,778	1,155,226,566	12,293	51,166,924	3.59	3,370	4,162
Cataluña	3,992,194	7,658,958,968	148,398	291,184,084	3.72	1,918	1,962
Comunitat Valenciana	1,499,554	3,667,466,297	59,262	132,487,335	3.95	2,446	2,236
Extremadura	116,404	528,154,439	4,568	14,108,652	3.92	4,537	3,089
Galicia	620,239	1,924,204,189	18,770	49,545,050	3.03	3,102	2,640
Madrid (Comunidad de)	2,090,354	6,787,333,994	80,735	212,558,900	3.86	3,247	2,633
Murcia (Región de)	341,744	1,217,477,901	14,404	57,381,672	4.21	3,563	3,984
Navarra (Comunidad Foral de)	247,114	704,540,385	6,363	17,459,280	2.57	2,851	2,744
País Vasco	715,418	2,326,353,864	20,124	55,900,007	2.81	3,252	2,778
Rioja (La)	112,375	289,552,536	3,906	7,988,391	3.48	2,577	2,045
Ceuta y Melilla	3,670	9,541,184	119	769,619	3.24	2,600	6,467

For further information see [INEbase-www.ine.es/en/welcome_en.htm](http://inebase-www.ine.es/en/welcome_en.htm) All press releases at: www.ine.es/en/prensa/prensa_en.htm

Press office: Telephone: 91 583 93 63 / 94 08 – Fax: 91 583 90 87 - gprensa@ine.es
Information area: Telephone: 91 583 91 00 – Fax: 91 583 91 58 – www.ine.es/infoine

Unpaid Bills of exchange statistic

December 2007

Provisional data

EI.1 Portfolio Bills of Exchange

Amount in euros

	Total		Banks		Savings Banks		Co-operatives	
	Number	Amount	Number	Amount	Number	Amount	Number	Amount
TOTAL	9,701,569	27,997,651,814	6,616,665	17,565,438,757	2,586,499	8,818,107,995	498,405	1,614,105,062
Andalucía	867,574	3,337,426,392	461,571	1,783,937,791	331,382	1,266,924,682	74,621	286,563,919
Almería	67,777	339,743,998	23,074	140,021,880	22,979	112,542,844	21,724	87,179,274
Cádiz	65,033	362,163,370	35,675	197,255,898	28,072	158,846,102	1,286	6,061,370
Córdoba	155,962	456,286,322	77,754	243,649,361	72,261	180,780,858	5,947	31,856,103
Granada	128,095	402,647,270	56,484	158,035,580	44,423	150,739,896	27,188	93,871,794
Huelva	27,708	152,694,893	11,600	81,012,275	12,382	62,272,337	3,726	9,410,281
Jaén	87,223	219,284,108	39,407	103,479,811	43,688	106,376,145	4,128	9,428,152
Málaga	104,716	519,490,579	61,777	279,662,696	35,652	204,387,021	7,287	35,440,862
Sevilla	231,060	885,115,852	155,800	580,820,290	71,925	290,979,479	3,335	13,316,083
Aragón	309,811	941,361,132	198,075	537,294,932	74,438	262,400,010	37,298	141,666,190
Huesca	18,801	95,604,273	9,618	47,494,888	6,601	35,027,946	2,582	13,081,439
Teruel	15,319	89,470,096	7,264	42,032,619	3,276	18,923,730	4,779	28,513,747
Zaragoza	275,691	756,286,763	181,193	447,767,425	64,561	208,448,334	29,937	100,071,004
Asturias (Ppdo de)	196,664	594,899,541	121,396	387,074,295	58,183	174,088,998	17,085	33,736,248
Baleares (Illes)	86,561	306,842,438	48,889	163,438,838	36,098	135,569,920	1,574	7,833,680
Canarias	117,160	524,594,552	68,143	312,718,154	39,789	172,088,170	9,228	39,788,228
Las Palmas	51,344	281,815,965	33,576	188,655,778	14,326	73,071,511	3,442	20,088,676
Santa C. Tenerife	65,816	242,778,587	34,567	124,062,376	25,463	99,016,659	5,786	19,699,552
Cantabria	82,632	274,926,987	55,910	188,612,593	25,376	82,232,533	1,346	4,081,861
Castilla y León	342,451	1,286,942,237	196,515	718,988,555	121,275	484,775,236	24,661	83,178,446
Ávila	9,323	38,824,134	4,342	18,085,361	4,776	19,295,372	205	1,443,401
Burgos	50,628	236,435,007	22,746	104,793,698	24,612	121,269,550	3,270	10,371,759
León	75,302	262,394,547	48,898	164,698,424	24,879	92,404,670	1,525	5,291,453
Palencia	22,218	61,338,916	13,706	30,843,914	8,311	28,722,216	201	1,772,786
Salamanca	50,066	202,355,489	30,926	128,591,512	16,482	62,265,055	2,658	11,498,922
Segovia	14,450	67,393,282	6,820	36,715,496	7,133	28,008,928	497	2,668,858
Soria	17,377	36,603,919	7,403	16,382,019	3,979	6,556,922	5,995	13,664,978
Valladolid	84,818	307,995,434	53,135	189,893,859	26,232	104,089,763	5,451	14,011,812
Zamora	18,269	73,601,509	8,539	28,984,272	4,871	22,162,760	4,859	22,454,477
Castilla-La Mancha	301,163	1,087,283,316	146,245	482,515,766	125,691	478,874,448	29,227	125,893,102
Albacete	84,686	244,025,437	35,569	103,313,108	42,203	120,724,399	6,914	19,987,930
Ciudad Real	68,190	266,089,144	27,473	85,252,164	33,549	128,680,493	7,168	52,156,487
Cuenca	16,111	112,513,180	6,834	53,683,286	6,698	42,759,448	2,579	16,070,446
Guadalajara	16,009	103,170,840	11,413	56,763,067	4,343	45,154,942	253	1,252,831
Toledo	116,167	361,484,715	64,956	183,504,141	38,898	141,555,166	12,313	36,425,408
Cataluña	2,648,976	5,198,408,484	2,004,757	3,722,727,776	640,416	1,464,332,391	3,803	11,348,317
Barcelona	2,310,650	4,249,769,441	1,785,132	3,147,131,539	523,418	1,097,810,528	2,100	4,827,374
Girona	154,483	405,493,944	105,084	254,505,538	49,374	150,821,475	25	166,931
Lleida	86,682	250,917,854	60,435	154,606,524	25,503	93,691,176	744	2,620,154
Tarragona	97,161	292,227,245	54,106	166,484,175	42,121	122,009,212	934	3,733,858
Comunitat Valenciana	1,385,730	3,447,427,994	936,359	2,245,301,345	329,402	910,334,273	119,969	291,792,376
Alicante/Alacant	464,553	1,171,695,994	310,442	677,904,697	135,257	445,517,660	18,854	48,273,637
Castellón/Castelló	204,927	508,621,286	146,460	354,636,180	30,052	86,210,253	28,415	67,774,853
Valencia/València	716,250	1,767,110,714	479,457	1,212,760,468	164,093	378,606,360	72,700	175,743,886
Extremadura	112,015	519,371,644	59,179	291,241,973	45,577	200,212,032	7,259	27,917,639
Badajoz	83,354	388,612,180	45,402	233,061,259	31,255	130,325,913	6,697	25,225,008
Cáceres	28,661	130,759,464	13,777	58,180,714	14,322	69,886,119	562	2,692,631
Galicia	570,777	1,807,836,626	374,854	1,188,967,221	194,047	613,662,484	1,876	5,206,921
Coruña A	236,329	734,782,538	159,756	492,432,407	76,553	242,132,231	20	217,900
Lugo	47,393	122,398,705	28,686	71,283,556	17,476	47,850,335	1,231	3,264,814
Ourense	58,950	158,750,666	35,589	102,063,612	23,191	55,787,645	170	899,409
Pontevedra	228,105	791,904,717	150,823	523,187,646	76,827	267,892,273	455	824,798
Madrid (Comunidad de)	1,473,568	4,627,834,694	1,224,698	3,072,204,546	243,195	1,521,852,072	5,675	33,778,076
Murcia (Región de)	314,344	1,164,800,343	158,784	627,513,497	129,194	436,215,538	26,366	101,071,308
Navarra (Com. Foral de)	211,457	640,106,206	121,793	321,719,690	50,708	159,347,471	38,956	159,039,045
Pais Vasco	581,325	1,968,048,122	369,551	1,340,856,752	119,722	390,507,024	92,052	236,684,346
Álava	77,395	280,575,482	48,063	171,230,083	21,526	64,527,519	7,806	44,817,880
Guipuzcoa	277,902	819,307,688	156,278	522,316,579	67,016	167,172,891	54,608	129,818,218
Vizcaya	226,028	868,164,952	165,210	647,310,090	31,180	158,806,614	29,638	62,048,248
Rioja (La)	95,780	260,078,486	67,614	172,899,010	20,778	62,993,310	7,388	24,186,166
Ceuta y Melilla	3,581	9,462,620	2,332	7,426,023	1,228	1,697,403	21	339,194
Ceuta	3,209	5,536,030	1,986	4,130,310	1,208	1,388,997	15	16,723
Melilla	372	3,926,590	346	3,295,713	20	308,406	6	322,471

El.2 Unpaid Portfolio Bills of Exchange

Amount in euros

	Total		Banks		Savings Banks		Co-operatives	
	Number	Amount	Number	Amount	Number	Amount	Number	Amount
TOTAL	386,317	1,091,884,410	259,301	654,118,948	108,003	371,564,889	19,013	66,200,573
Andalucía	44,546	190,716,655	21,669	95,036,320	18,599	77,607,466	4,278	18,072,869
Almería	4,447	21,556,489	1,374	8,788,102	1,270	7,042,957	1,803	5,725,430
Cádiz	4,426	25,868,720	2,200	11,294,004	2,137	14,103,200	89	471,516
Córdoba	7,216	22,545,188	3,275	12,194,363	3,657	9,431,621	284	919,204
Granada	5,801	21,479,188	2,624	8,267,543	2,056	8,776,144	1,121	4,435,501
Huelva	1,693	8,725,092	665	3,982,934	823	4,294,956	205	447,202
Jaén	4,475	12,019,165	1,883	5,635,000	2,391	5,653,022	201	731,143
Málaga	5,854	34,213,052	3,347	19,252,934	2,103	11,271,829	404	3,688,289
Sevilla	10,634	44,309,761	6,301	25,621,440	4,162	17,033,737	171	1,654,584
Aragón	9,891	23,948,461	6,027	12,643,185	2,795	8,255,292	1,069	3,049,984
Huesca	785	2,889,370	386	1,176,778	323	1,402,655	76	309,937
Teruel	377	2,091,836	192	985,910	107	676,782	78	429,144
Zaragoza	8,729	18,967,255	5,449	10,480,497	2,365	6,175,855	915	2,310,903
Asturias (Ppdo de)	6,891	16,920,900	4,397	12,345,143	1,927	3,360,804	567	1,214,953
Balears (Illes)	4,192	16,663,024	2,077	8,743,581	2,049	7,676,818	66	242,625
Canarias	9,126	50,311,878	5,070	30,060,087	3,381	16,764,499	675	3,487,292
Las Palmas	3,438	19,034,692	2,275	13,422,535	970	4,205,302	193	1,406,855
Santa C. Tenerife	5,688	31,277,186	2,795	16,637,552	2,411	12,559,197	482	2,080,437
Cantabria	2,855	7,803,859	1,760	4,400,413	1,046	3,302,347	49	101,099
Castilla y León	11,142	40,377,103	5,725	19,017,035	4,693	19,178,696	724	2,181,372
Ávila	338	971,067	157	439,551	169	493,615	12	37,901
Burgos	1,520	8,193,268	518	2,076,078	897	5,879,604	105	237,586
León	2,420	9,411,761	1,348	5,632,708	1,005	3,566,955	67	212,098
Palencia	849	2,004,091	440	914,275	403	1,035,599	6	54,217
Salamanca	1,628	5,037,272	986	3,037,901	571	1,820,676	71	178,695
Segovia	423	2,081,470	196	881,142	210	1,125,327	17	75,001
Soria	494	850,354	209	292,145	135	326,301	150	231,908
Valladolid	2,862	10,151,573	1,650	5,036,951	1,107	4,396,724	105	717,898
Zamora	608	1,676,247	221	706,284	196	533,895	191	436,068
Castilla-La Mancha	11,010	49,515,581	5,349	23,274,041	4,701	23,025,188	960	3,216,352
Albacete	3,294	6,842,377	1,325	2,563,014	1,658	3,357,718	311	921,645
Ciudad Real	2,367	8,276,777	959	3,027,260	1,211	4,375,044	197	874,473
Cuenca	497	2,168,920	219	1,126,497	203	578,956	75	463,467
Guadalajara	456	18,491,650	280	9,587,216	167	8,887,207	9	17,227
Toledo	4,396	13,735,857	2,566	6,970,054	1,462	5,826,263	368	939,540
Cataluña	109,072	203,607,177	81,034	130,892,892	27,826	71,504,255	212	1,210,030
Barcelona	97,016	160,520,543	73,748	104,824,882	23,147	55,016,188	121	679,473
Girona	5,438	20,845,005	3,525	14,352,189	1,907	6,461,792	6	31,024
Lleida	2,671	7,768,586	1,721	4,408,716	934	3,308,879	16	50,991
Tarragona	3,947	14,473,043	2,040	7,307,105	1,838	6,717,396	69	448,542
Comunitat Valenciana	55,568	126,878,571	37,297	76,478,898	13,201	33,227,798	5,070	17,171,875
Alicante/Alacant	21,833	47,224,782	14,749	27,857,821	6,243	16,284,152	841	3,082,809
Castellón/Castelló	6,264	19,836,575	4,313	12,165,366	1,084	3,630,891	867	4,040,318
Valencia/València	27,471	59,817,214	18,235	36,455,711	5,874	13,312,755	3,362	10,048,748
Extremadura	4,456	13,945,206	2,103	6,431,577	2,010	6,274,672	343	1,238,957
Badajoz	3,285	9,448,632	1,610	4,435,230	1,367	3,892,283	308	1,121,119
Cáceres	1,171	4,496,574	493	1,996,347	643	2,382,389	35	117,838
Galicia	17,608	48,090,247	11,361	33,308,217	6,207	14,614,285	40	167,745
Coruña A	6,839	20,366,350	4,730	15,029,423	2,109	5,336,927	0	0
Lugo	1,390	3,938,977	896	2,858,594	480	1,020,685	14	59,698
Ourense	2,152	4,220,978	1,268	2,502,825	864	1,630,075	20	88,078
Pontevedra	7,227	19,563,942	4,467	12,917,375	2,754	6,626,598	6	19,969
Madrid (Comunidad de)	61,564	172,940,740	53,213	126,693,676	8,105	44,669,476	246	1,577,588
Murcia (Región de)	13,301	56,045,372	6,129	29,092,077	5,709	21,467,310	1,463	5,485,985
Navarra (Com. Foral de)	5,889	16,736,271	3,586	8,991,457	1,361	5,007,598	942	2,737,216
Pais Vasco	15,599	49,042,220	10,030	32,113,141	3,513	12,805,565	2,056	4,123,514
Alava	2,017	7,308,237	1,239	4,805,933	587	1,589,316	191	912,988
Guipuzcoa	6,549	16,525,908	3,903	11,730,964	1,669	3,007,480	977	1,787,464
Vizcaya	7,033	25,208,075	4,888	15,576,244	1,257	8,208,769	888	1,423,062
Rioja (La)	3,489	7,571,596	2,399	4,204,716	838	2,447,763	252	919,117
Ceuta y Melilla	118	769,549	75	392,492	42	375,057	1	2,000
Ceuta	99	237,833	60	138,107	39	99,726	0	0
Melilla	19	531,716	15	254,385	3	275,331	1	2,000

El.3 Bills of Exchange received from clients as a management fee

Amount in euros

	Total		Banks		Savings Banks		Co-operatives	
	Number	Amount	Number	Amount	Number	Amount	Number	Amount
TOTAL	2,643,316	6,111,057,931	1,943,714	4,717,222,622	641,368	1,311,744,519	58,234	82,090,790
Andalucía	81,977	211,332,082	47,742	121,824,940	29,172	76,820,583	5,063	12,686,559
Almería	6,036	14,123,338	2,355	5,325,778	1,422	3,140,186	2,259	5,657,374
Cádiz	6,539	11,578,751	2,773	4,420,917	3,630	7,013,817	136	144,017
Córdoba	9,610	20,485,366	2,912	8,894,865	6,574	11,176,565	124	413,936
Granada	7,372	32,334,424	3,471	13,138,744	2,842	17,261,998	1,059	1,933,682
Huelva	2,722	6,622,131	1,700	4,901,616	996	1,603,544	26	116,971
Jaén	2,720	3,822,263	2,205	2,344,983	514	1,477,265	1	15
Málaga	12,774	25,318,858	6,805	12,243,407	4,731	10,037,115	1,238	3,038,336
Sevilla	34,204	97,046,951	25,521	70,554,630	8,463	25,110,093	220	1,382,228
Aragón	82,057	140,827,151	53,670	99,782,341	17,339	31,665,739	11,048	9,379,071
Huesca	6,617	10,533,422	2,797	4,371,208	1,642	5,186,945	2,178	975,269
Teruel	3,016	4,075,096	2,867	3,426,241	107	599,765	42	49,090
Zaragoza	72,424	126,218,633	48,006	91,984,892	15,590	25,879,029	8,828	8,354,712
Asturias (Ppdo de)	17,488	71,723,593	13,350	57,178,047	3,853	13,533,163	285	1,012,383
Balears (Illes)	19,108	31,422,023	11,329	13,443,876	7,716	17,581,331	63	396,816
Canarias	12,658	19,480,034	8,362	11,177,677	3,769	6,439,134	527	1,863,223
Las Palmas	7,895	11,682,295	4,783	5,536,241	2,820	5,063,307	292	1,082,747
Santa C. Tenerife	4,763	7,797,739	3,579	5,641,436	949	1,375,827	235	780,476
Cantabria	14,471	29,109,127	9,949	23,296,638	1,842	4,605,818	2,680	1,206,671
Castilla y León	32,429	69,012,133	14,965	31,820,115	6,863	25,733,703	10,601	11,458,315
Ávila	481	1,363,889	157	502,115	317	816,415	7	45,359
Burgos	9,924	17,159,744	2,541	7,998,476	1,043	3,458,161	6,340	5,703,107
León	5,941	13,720,543	3,547	3,358,850	2,389	10,351,602	5	10,091
Palencia	825	6,715,042	439	2,812,966	365	3,867,623	21	34,453
Salamanca	1,587	3,289,861	1,183	2,189,084	401	1,093,176	3	7,601
Segovia	840	2,466,235	519	1,213,187	307	1,217,932	14	35,116
Soria	4,811	6,772,837	596	1,123,372	115	392,293	4,100	5,257,172
Valladolid	7,247	15,946,075	5,420	11,375,813	1,754	4,295,047	73	275,215
Zamora	773	1,577,907	563	1,246,252	172	241,454	38	90,201
Castilla-La Mancha	41,615	67,943,250	26,585	40,002,485	13,912	25,429,397	1,118	2,511,368
Albacete	2,932	3,994,986	1,348	1,867,887	1,518	1,960,600	66	166,499
Ciudad Real	6,108	9,603,582	2,370	3,704,839	3,094	4,318,241	644	1,580,502
Cuenca	3,402	6,353,810	1,168	4,316,489	2,133	1,691,937	101	345,384
Guadalajara	5,605	12,698,851	4,426	6,301,562	1,151	6,383,360	28	13,929
Toledo	23,568	35,292,021	17,273	23,811,708	6,016	11,075,259	279	405,054
Cataluña	1,343,218	2,460,550,484	1,007,809	1,977,663,104	333,385	478,410,260	2,024	4,477,120
Barcelona	1,178,872	2,251,500,650	887,002	1,836,634,101	290,069	411,807,440	1,801	3,059,109
Girona	100,808	112,933,608	71,201	82,605,170	29,555	29,882,353	52	446,085
Lleida	30,865	38,130,648	27,701	26,730,073	3,018	10,631,627	146	768,948
Tarragona	32,673	57,985,578	21,905	31,693,760	10,743	26,088,840	25	202,978
Comunitat Valenciana	113,824	220,038,303	77,767	128,007,988	28,011	83,495,686	8,046	8,534,629
Alicante/Alacant	39,895	58,792,351	30,164	45,584,270	8,064	10,991,430	1,667	2,216,651
Castellón/Castelló	17,512	39,500,061	12,144	30,729,463	4,635	7,086,600	733	1,683,998
Valencia/València	56,417	121,745,891	35,459	51,694,255	15,312	65,417,656	5,646	4,633,980
Extremadura	4,389	8,782,795	2,692	4,913,106	1,563	3,426,714	134	442,975
Badajoz	2,283	3,840,371	1,661	1,903,256	490	1,504,269	132	432,846
Cáceres	2,106	4,942,424	1,031	3,009,850	1,073	1,922,445	2	10,129
Galicia	49,462	116,367,563	30,882	77,889,568	18,361	38,181,977	219	296,018
Coruña A	27,761	68,518,756	16,646	51,122,751	11,110	17,356,495	5	39,510
Lugo	3,182	3,720,662	2,830	3,274,666	335	366,489	17	79,507
Ourense	3,483	4,416,680	1,894	2,364,893	1,582	1,994,331	7	57,456
Pontevedra	15,036	39,711,465	9,512	21,127,258	5,334	18,464,662	190	119,545
Madrid (Comunidad de)	616,786	2,159,499,300	481,201	1,778,643,253	134,840	379,083,029	745	1,773,018
Murcia (Región de)	27,400	52,677,558	8,883	15,016,864	16,332	32,430,110	2,185	5,230,584
Navarra (Com. Foral de)	35,657	64,434,179	16,963	33,076,363	9,924	17,273,576	8,770	14,084,240
Pais Vasco	134,093	358,305,742	118,572	279,775,878	12,165	73,468,637	3,356	5,061,227
Álava	12,284	30,471,515	10,638	27,003,209	1,072	2,285,057	574	1,183,249
Guipuzcoa	64,892	118,595,751	55,799	93,612,003	6,369	21,204,894	2,724	3,778,854
Vizcaya	56,917	209,238,476	52,135	159,160,666	4,724	49,978,686	58	99,124
Rioja (La)	16,595	29,474,050	12,992	23,699,141	2,276	4,104,805	1,327	1,670,104
Ceuta y Melilla	89	78,564	1	11,238	45	60,857	43	6,469
Ceuta	89	78,564	1	11,238	45	60,857	43	6,469
Melilla	0	0	0	0	0	0	0	0

Unpaid Bills of exchange statistic

Summary 2007

Provisional data

El.1 Portfolio Bills of Exchange

Amount in euros

	Total		Banks		Savings Banks		Co-operatives	
	Number	Amount	Number	Amount	Number	Amount	Number	Amount
TOTAL	115,442,073	338,283,602,902	77,657,493	211,404,804,906	32,099,990	108,151,947,577	5,684,590	18,726,850,419
Andalucía	10,170,312	39,619,927,180	5,491,949	21,743,795,482	3,846,697	14,714,566,107	831,666	3,161,565,591
Almería	805,696	4,072,202,509	294,066	1,680,448,243	274,990	1,425,357,044	236,640	966,397,222
Cádiz	776,482	4,216,078,331	428,455	2,419,563,431	331,996	1,731,745,496	16,031	64,769,404
Córdoba	1,759,506	5,146,934,042	883,214	2,651,769,182	809,606	2,185,925,702	66,686	309,239,158
Granada	1,511,279	4,888,634,222	666,496	2,043,607,142	544,545	1,776,633,097	300,238	1,068,393,983
Huelva	332,412	1,757,434,420	141,993	888,246,790	144,899	736,446,610	45,520	132,741,020
Jaén	981,963	2,557,390,172	463,474	1,280,610,019	471,812	1,166,306,286	46,677	110,473,867
Málaga	1,270,065	6,203,552,962	754,353	3,633,145,522	435,642	2,225,174,294	80,070	345,233,146
Sevilla	2,732,909	10,777,700,522	1,859,898	7,146,405,153	833,207	3,466,977,578	39,804	164,317,791
Aragón	3,504,722	10,900,539,335	2,220,572	6,276,442,254	880,636	3,068,423,953	403,514	1,555,673,128
Huesca	222,460	1,086,650,143	111,611	533,000,266	79,619	402,800,545	31,230	150,849,332
Teruel	168,790	899,810,860	82,123	412,265,051	35,442	163,641,847	51,225	323,903,962
Zaragoza	3,113,472	8,914,078,332	2,026,838	5,331,176,937	765,575	2,501,981,561	321,059	1,080,919,834
Asturias (Ppdo de)	2,363,862	6,883,729,134	1,460,624	4,427,167,522	707,730	2,051,768,927	195,508	404,792,685
Balears (Illes)	1,055,064	3,926,686,195	597,388	2,129,837,516	439,519	1,711,094,501	18,157	85,754,178
Canarias	1,423,335	6,530,380,476	833,198	3,985,222,336	463,217	2,006,095,989	126,920	539,062,151
Las Palmas	633,537	3,540,649,391	417,469	2,392,063,827	164,992	866,874,335	51,076	281,711,229
Santa C. Tenerife	789,798	2,989,731,085	415,729	1,593,158,509	298,225	1,139,221,654	75,844	257,350,922
Cantabria	1,003,507	3,468,296,716	675,192	2,374,208,858	310,761	1,041,754,868	17,554	52,332,990
Castilla y León	4,079,596	15,408,600,950	2,352,452	8,700,178,820	1,488,942	5,853,690,477	238,202	854,731,653
Ávila	107,190	449,134,223	46,515	195,599,126	58,376	239,550,673	2,299	13,984,424
Burgos	628,731	2,831,981,749	279,200	1,350,463,536	312,033	1,338,309,989	37,498	143,208,224
León	962,183	3,273,572,605	620,812	1,989,350,526	325,780	1,225,035,795	15,591	59,186,284
Palencia	247,004	667,166,547	142,346	362,337,111	102,063	290,582,993	2,595	14,246,443
Salamanca	589,842	2,420,068,116	372,364	1,583,933,932	189,046	726,016,604	28,432	110,117,580
Segovia	176,912	832,880,479	85,792	442,202,188	85,616	364,828,171	5,504	25,850,120
Soria	204,774	410,537,251	87,612	170,886,491	55,944	96,116,277	61,218	143,534,483
Valladolid	959,697	3,678,839,062	627,520	2,259,603,451	300,791	1,291,167,871	31,386	128,067,740
Zamora	203,263	844,420,918	90,291	345,802,459	59,293	282,082,104	53,679	216,536,355
Castilla-La Mancha	3,493,510	12,784,546,922	1,658,013	5,752,508,675	1,493,786	5,553,841,945	341,711	1,478,196,302
Albacete	1,032,223	3,030,773,291	417,489	1,342,614,004	541,334	1,452,915,140	73,400	235,244,147
Ciudad Real	779,549	3,178,779,103	301,992	1,023,621,211	394,112	1,578,245,400	83,445	576,912,492
Cuenca	199,378	1,273,050,865	91,356	560,449,938	75,543	529,562,540	32,479	183,038,387
Guadalajara	204,575	1,020,691,409	151,919	612,952,608	49,361	391,416,247	3,295	16,322,554
Toledo	1,277,785	4,281,252,254	695,257	2,212,870,914	433,436	1,601,702,618	149,092	466,678,722
Cataluña	31,095,593	64,294,442,592	23,318,724	45,995,717,459	7,731,393	18,157,348,801	45,476	141,376,332
Barcelona	27,063,312	52,700,000,781	20,697,170	38,925,358,035	6,340,315	13,708,165,023	25,827	66,477,723
Girona	1,842,608	4,933,750,504	1,256,557	3,096,094,200	585,679	1,835,470,533	372	2,185,771
Lleida	1,000,921	2,946,449,979	685,966	1,834,050,661	306,790	1,083,766,658	8,165	28,632,660
Tarragona	1,188,752	3,714,241,328	679,031	2,140,214,563	498,609	1,529,946,567	11,112	44,080,178
Comunitat Valenciana	17,230,746	44,944,408,391	10,666,066	26,724,438,890	5,258,757	14,950,740,761	1,305,923	3,269,228,740
Alicante/Alacant	5,397,478	14,215,807,790	3,393,781	8,032,223,967	1,790,934	5,603,506,815	212,763	580,077,008
Castellón/Castelló	2,644,725	7,182,000,903	1,650,133	4,410,809,301	665,801	1,964,504,055	328,791	806,687,547
Valencia/València	9,188,543	23,546,599,698	5,622,152	14,281,405,622	2,802,022	7,382,729,891	764,369	1,882,464,185
Extremadura	1,348,227	5,946,589,804	719,365	3,414,195,566	545,684	2,219,729,145	83,178	312,665,093
Badajoz	997,524	4,507,668,271	547,605	2,735,950,150	374,136	1,488,198,648	75,783	283,519,473
Cáceres	350,703	1,438,921,533	171,760	678,245,416	171,548	731,530,497	7,395	29,145,620
Galicia	6,502,094	19,915,303,292	4,266,699	12,944,614,660	2,215,518	6,915,452,063	19,877	55,236,569
Coruña A	2,738,035	8,292,166,013	1,873,047	5,507,807,926	864,787	2,782,700,257	201	1,657,830
Lugo	553,360	1,403,988,209	343,011	817,904,216	195,979	547,996,331	14,370	38,087,662
Ourense	630,876	1,757,414,234	383,843	1,078,729,439	245,146	671,773,107	1,887	6,911,688
Pontevedra	2,579,823	8,461,734,836	1,666,798	5,540,173,079	909,606	2,912,982,368	3,419	8,579,389
Madrid (Comunidad de)	17,696,006	53,901,208,961	14,708,666	36,426,300,440	2,936,996	17,179,717,866	50,344	295,190,655
Murcia (Región de)	3,787,338	14,510,854,797	1,927,232	7,888,854,527	1,559,397	5,421,880,910	300,709	1,200,119,360
Navarra (Com. Foral de)	2,449,656	7,301,801,554	1,408,740	3,669,713,195	580,788	1,774,712,994	460,128	1,857,375,365
País Vasco	7,150,048	24,821,433,290	4,598,373	16,881,729,069	1,393,061	4,752,615,343	1,158,614	3,187,088,878
Álava	940,791	3,397,453,156	586,236	2,153,510,812	248,422	759,322,801	106,133	484,619,543
Guipuzcoa	3,458,704	9,935,144,580	1,979,582	6,186,483,423	784,493	1,988,317,467	694,629	1,760,343,690
Vizcaya	2,750,553	11,488,835,554	2,032,555	8,541,734,834	360,146	2,004,975,075	357,852	942,125,645
Rioja (La)	1,042,488	3,008,904,953	727,878	1,985,733,786	227,743	749,475,329	86,867	273,695,838
Ceuta y Melilla	45,969	115,948,360	26,362	84,145,851	19,365	29,037,598	242	2,764,911
Ceuta	40,856	67,456,961	21,749	42,221,569	18,929	25,017,418	178	217,974
Melilla	5,113	48,491,399	4,613	41,924,282	436	4,020,180	64	2,546,937

El.2 Unpaid Portfolio Bills of Exchange

Amount in euros

	Total		Banks		Savings Banks		Co-operatives	
	Number	Amount	Number	Amount	Number	Amount	Number	Amount
TOTAL	4,324,248	10,100,412,907	2,938,061	6,033,302,940	1,198,028	3,495,328,295	188,159	571,781,672
Andalucía	456,887	1,684,877,891	221,135	839,388,158	195,433	714,688,212	40,319	130,801,521
Almería	47,580	209,704,483	18,584	98,282,087	12,561	65,670,712	16,435	45,751,684
Cádiz	39,321	186,799,779	20,117	93,226,532	18,511	90,170,516	693	3,402,731
Córdoba	79,539	234,220,365	33,657	101,363,312	42,889	122,967,406	2,993	9,889,647
Granada	59,788	197,679,716	25,862	82,438,860	23,699	81,411,981	10,227	33,828,875
Huelva	16,806	78,152,417	6,314	33,799,400	8,291	37,832,502	2,201	6,520,515
Jaén	45,719	109,098,671	18,454	45,100,943	25,108	58,273,715	2,157	5,724,013
Málaga	59,040	277,238,767	33,362	159,529,856	21,886	100,997,732	3,792	16,711,179
Sevilla	109,094	391,983,693	64,785	225,647,168	42,488	157,363,648	1,821	8,972,877
Aragón	108,081	267,471,015	66,790	146,673,122	29,967	86,699,981	11,324	34,097,912
Huesca	9,503	32,733,308	5,198	16,046,691	3,592	13,545,277	713	3,141,340
Teruel	3,636	19,053,565	1,665	8,167,779	1,080	5,051,083	891	5,834,703
Zaragoza	94,942	215,684,142	59,927	122,458,652	25,295	68,103,621	9,720	25,121,869
Asturias (Ppdo de)	74,745	135,197,329	46,712	86,186,276	22,424	37,994,335	5,609	11,016,718
Balears (Illes)	43,600	163,571,654	22,085	76,795,585	20,801	83,464,781	714	3,311,288
Canarias	87,739	397,786,538	49,060	224,462,923	30,459	137,763,423	8,220	35,560,192
Las Palmas	35,165	175,970,007	22,889	120,585,553	9,280	39,732,686	2,996	15,651,768
Santa C. Tenerife	52,574	221,816,531	26,171	103,877,370	21,179	98,030,737	5,224	19,908,424
Cantabria	28,412	73,600,262	17,045	42,543,775	10,931	30,055,157	436	1,001,330
Castilla y León	119,211	423,907,611	61,972	210,376,093	50,316	184,982,764	6,923	28,548,754
Ávila	3,242	11,693,227	1,358	4,495,934	1,752	6,300,718	132	896,575
Burgos	15,903	63,741,683	5,706	23,431,323	9,346	36,352,970	851	3,957,390
León	27,487	76,961,395	15,271	42,247,647	11,428	32,178,225	788	2,535,523
Palencia	8,402	15,638,155	3,901	6,353,653	4,420	9,041,914	81	242,588
Salamanca	18,065	65,284,560	10,752	42,004,781	6,598	21,374,200	715	1,905,579
Segovia	4,903	25,849,840	2,287	13,921,882	2,395	10,757,906	221	1,170,052
Soria	5,171	10,861,822	2,333	4,238,337	1,540	4,206,039	1,298	2,417,446
Valladolid	29,399	125,585,049	17,932	64,437,790	10,462	53,854,600	1,005	7,292,659
Zamora	6,639	28,291,880	2,432	9,244,746	2,375	10,916,192	1,832	8,130,942
Castilla-La Mancha	110,902	347,579,850	49,620	140,664,733	51,195	170,352,536	10,087	36,562,581
Albacete	34,871	79,311,127	12,494	26,911,359	18,971	41,978,695	3,406	10,421,073
Ciudad Real	25,618	89,112,604	9,865	30,035,833	13,826	48,706,141	1,927	10,370,630
Cuenca	5,529	22,966,799	2,571	9,248,926	2,047	9,386,373	911	4,331,500
Guadalajara	5,356	40,201,233	3,817	21,000,557	1,450	18,790,661	89	410,015
Toledo	39,528	115,988,087	20,873	53,468,058	14,901	51,490,666	3,754	11,029,363
Cataluña	1,161,848	1,965,640,484	856,955	1,280,399,939	302,995	678,529,274	1,898	6,711,271
Barcelona	1,035,230	1,606,989,150	779,612	1,081,398,636	254,551	522,605,934	1,067	2,984,580
Girona	55,023	143,004,971	35,695	84,720,890	19,303	58,040,286	25	243,795
Lleida	28,604	79,066,554	18,611	45,416,674	9,826	32,886,447	167	763,433
Tarragona	42,991	136,579,809	23,037	68,863,739	19,315	64,996,607	639	2,719,463
Comunitat Valenciana	763,973	1,546,417,379	527,865	970,280,940	190,863	451,976,921	45,245	124,159,518
Alicante/Alacant	246,323	519,103,073	168,596	316,418,088	69,351	177,517,888	8,376	25,167,097
Castellón/Castelló	93,137	233,587,536	65,764	143,262,569	18,873	63,618,988	8,500	26,705,979
Valencia/València	424,513	793,726,770	293,505	510,600,283	102,639	210,840,045	28,369	72,286,442
Extremadura	51,493	138,808,213	24,408	65,448,388	23,502	61,195,406	3,583	12,164,419
Badajoz	38,051	94,969,918	18,533	46,347,437	16,312	37,536,817	3,206	11,085,664
Cáceres	13,442	43,838,295	5,875	19,100,951	7,190	23,658,589	377	1,078,755
Galicia	173,445	424,981,643	110,019	275,060,949	62,990	148,049,056	436	1,871,638
Coruña A	69,180	165,383,707	47,401	110,246,568	21,775	55,088,778	4	48,361
Lugo	14,208	32,231,348	8,885	20,306,508	5,097	10,799,359	226	1,125,481
Ourense	20,124	43,374,406	11,978	25,445,504	8,015	17,431,168	131	497,734
Pontevedra	69,933	183,992,182	41,755	119,062,369	28,103	64,729,751	75	200,062
Madrid (Comunidad de)	704,128	1,260,179,734	616,575	900,933,300	85,946	351,061,578	1,607	8,184,856
Murcia (Región de)	165,160	553,398,288	91,808	311,777,756	59,644	187,399,704	13,708	54,220,828
Navarra (Com. Foral de)	64,462	163,147,332	40,268	89,289,595	14,950	45,128,513	9,244	28,729,224
Pais Vasco	176,361	454,524,178	113,318	312,994,097	36,374	94,581,826	26,669	46,948,255
Alava	23,101	68,706,123	13,874	44,188,037	6,601	16,600,274	2,626	7,917,812
Guipuzcoa	80,146	166,291,553	46,911	107,429,571	18,915	35,792,697	14,320	23,069,285
Vizcaya	73,114	219,526,502	52,533	161,376,489	10,858	42,188,855	9,723	15,961,158
Rioja (La)	32,464	94,355,086	21,630	56,780,766	8,715	29,724,431	2,119	7,849,889
Ceuta y Melilla	1,337	4,968,420	796	3,246,545	523	1,680,397	18	41,478
Ceuta	1,099	2,848,355	615	1,772,383	472	1,062,785	12	13,187
Melilla	238	2,120,065	181	1,474,162	51	617,612	6	28,291

El.3 Bills of Exchange received from clients as a management fee

Amount in euros

	Total		Banks		Savings Banks		Co-operatives	
	Number	Amount	Number	Amount	Number	Amount	Number	Amount
TOTAL	30,374,508	71,541,752,017	22,244,108	55,673,392,300	7,574,378	15,010,251,258	556,022	858,108,459
Andalucía	969,134	2,298,441,409	597,057	1,427,562,183	342,412	790,097,554	29,665	80,781,672
Almería	58,540	126,555,442	34,345	78,761,143	16,630	28,926,537	7,565	18,867,762
Cádiz	82,034	165,373,683	37,782	70,381,778	43,673	94,015,253	579	976,652
Córdoba	110,137	230,686,122	38,315	102,425,675	70,292	122,763,245	1,530	5,497,202
Granada	84,409	146,894,527	39,189	57,233,020	32,625	67,968,621	12,595	21,692,886
Huelva	34,363	101,593,148	21,513	72,236,182	12,415	25,707,603	435	3,649,363
Jaén	33,077	50,414,894	26,522	31,629,416	6,543	18,624,609	12	160,869
Málaga	117,194	261,211,361	62,977	141,284,759	50,127	106,444,273	4,090	13,482,329
Sevilla	449,380	1,215,712,232	336,414	873,610,210	110,107	325,647,413	2,859	16,454,609
Aragón	894,330	1,630,632,524	604,923	1,127,141,491	213,120	431,534,113	76,287	71,956,920
Huesca	71,899	128,010,900	36,688	46,169,491	21,107	75,222,917	14,104	6,618,492
Teruel	39,404	51,463,717	37,115	41,676,605	1,870	9,212,315	419	574,797
Zaragoza	783,027	1,451,157,907	531,120	1,039,295,395	190,143	347,098,881	61,764	64,763,631
Asturias (Ppdo de)	209,476	848,108,923	157,664	678,265,406	48,158	157,681,352	3,654	12,162,165
Balears (Illes)	231,091	370,390,179	139,079	170,318,843	90,454	192,721,086	1,558	7,350,250
Canarias	139,375	236,635,662	89,898	132,296,688	42,589	80,894,424	6,888	23,444,550
Las Palmas	97,049	174,343,679	63,194	95,778,605	30,032	65,920,759	3,823	12,644,315
Santa C. Tenerife	42,326	62,291,983	26,704	36,518,083	12,557	14,973,665	3,065	10,800,235
Cantabria	167,521	345,839,932	116,370	279,373,045	24,317	52,478,474	26,834	13,988,413
Castilla y León	358,469	787,358,549	159,714	392,807,050	88,362	274,839,724	110,393	119,711,775
Ávila	6,495	16,776,891	2,164	6,265,984	4,223	9,783,444	108	727,463
Burgos	103,200	208,952,985	32,211	122,976,758	10,185	33,697,268	60,804	52,278,959
León	57,363	111,750,579	29,228	36,018,844	28,093	75,591,021	42	140,714
Palencia	10,117	59,955,591	5,722	31,926,159	4,283	27,274,402	112	755,030
Salamanca	23,774	68,337,757	13,131	23,296,397	10,596	44,844,246	47	197,114
Segovia	12,877	33,899,522	7,787	16,900,118	4,911	16,632,590	179	366,814
Soria	56,809	74,153,926	6,685	9,582,860	2,464	5,905,028	47,660	58,666,038
Valladolid	77,788	195,263,436	57,098	132,959,358	19,571	56,388,061	1,119	5,916,017
Zamora	10,046	18,267,862	5,688	12,880,572	4,036	4,723,664	322	663,626
Castilla-La Mancha	473,069	773,262,845	276,411	439,148,041	182,127	296,342,234	14,531	37,772,570
Albacete	35,738	52,109,879	16,244	23,419,331	18,557	25,361,106	937	3,329,442
Ciudad Real	73,382	122,975,680	27,403	40,414,896	37,690	57,894,556	8,289	24,666,228
Cuenca	37,657	65,496,913	12,124	41,568,925	24,291	20,214,680	1,242	3,713,308
Guadalajara	66,123	124,281,376	49,267	72,092,513	16,570	51,920,580	286	268,283
Toledo	260,169	408,398,997	171,373	261,652,376	85,019	140,951,312	3,777	5,795,309
Cataluña	15,562,171	29,046,634,917	11,658,322	23,141,367,574	3,888,399	5,857,844,763	15,450	47,422,580
Barcelona	13,609,952	26,505,535,432	10,212,359	21,347,375,265	3,384,932	5,126,792,917	12,661	31,367,250
Girona	1,177,356	1,444,083,212	848,261	1,092,159,234	328,666	348,135,782	429	3,788,196
Lleida	410,627	433,170,751	363,456	341,298,906	45,019	81,640,383	2,152	10,231,462
Tarragona	364,236	663,845,522	234,246	360,534,169	129,782	301,275,681	208	2,035,672
Comunitat Valenciana	1,277,913	2,280,048,202	816,396	1,507,821,130	371,381	653,861,197	90,136	118,365,875
Alicante/Alacant	390,800	623,859,265	274,373	452,533,234	100,465	148,564,266	15,962	22,761,765
Castellón/Castelló	239,493	573,886,870	169,028	427,402,046	60,608	108,816,849	9,857	37,667,975
Valencia/València	647,620	1,082,302,067	372,995	627,885,850	210,308	396,480,082	64,317	57,936,135
Extremadura	60,169	112,022,878	38,821	55,668,298	19,635	50,336,046	1,713	6,018,534
Badajoz	35,526	60,700,273	26,297	26,715,261	7,617	28,190,929	1,612	5,794,083
Cáceres	24,643	51,322,605	12,524	28,953,037	12,018	22,145,117	101	224,451
Galicia	566,419	1,370,812,301	344,185	927,839,302	219,591	438,900,179	2,643	4,072,820
Coruña A	331,207	838,303,298	192,534	635,033,218	138,451	201,119,104	222	2,150,976
Lugo	35,904	41,947,474	30,830	34,327,078	4,793	7,056,541	281	563,855
Ourense	32,057	57,362,041	14,068	23,419,080	17,930	33,748,060	59	194,901
Pontevedra	167,251	433,199,488	106,753	235,059,926	58,417	196,976,474	2,081	1,163,088
Madrid (Comunidad de)	6,980,022	25,612,970,744	5,409,506	21,152,011,453	1,564,682	4,436,913,683	5,834	24,045,608
Murcia (Región de)	333,952	587,532,793	128,822	172,242,238	197,751	394,309,321	7,379	20,981,234
Navarra (Com. Foral de)	404,000	767,111,739	188,357	366,872,761	110,604	221,541,111	105,039	178,697,867
Pais Vasco	1,570,279	4,112,058,755	1,385,386	3,404,296,743	143,872	639,548,262	41,021	68,213,750
Álava	151,197	407,001,850	132,443	357,599,715	13,046	35,006,666	5,708	14,395,469
Guipuzcoa	755,618	1,390,548,317	647,645	1,089,551,250	73,606	251,314,833	34,367	49,682,234
Vizcaya	663,464	2,314,508,588	605,298	1,957,145,778	57,220	353,226,763	946	4,136,047
Rioja (La)	175,574	359,870,817	133,131	298,249,056	25,535	38,512,653	16,908	23,109,108
Ceuta y Melilla	1,544	2,018,848	66	110,998	1,389	1,895,082	89	12,768
Ceuta	1,506	1,582,222	30	63,959	1,387	1,505,495	89	12,768
Melilla	38	436,626	36	47,039	2	389,587	0	0

El.4 Unpaid Bills of Exchange received from clients as a management fee

Amount in euros

	Total		Banks		Savings Banks		Co-operatives	
	Number	Amount	Number	Amount	Number	Amount	Number	Amount
TOTAL	796,919	1,392,516,171	576,381	1,028,841,759	208,777	347,026,772	11,761	16,647,640
Andalucía	28,071	51,236,626	15,904	26,589,625	11,068	22,441,760	1,099	2,205,241
Almería	1,836	3,988,725	931	2,527,027	482	622,862	423	838,836
Cádiz	3,024	5,365,597	1,236	2,496,967	1,751	2,566,761	37	301,869
Córdoba	3,766	7,226,264	1,364	3,090,092	2,353	4,015,464	49	120,708
Granada	2,608	3,266,702	1,386	1,330,078	884	1,321,266	338	615,358
Huelva	1,174	2,875,112	682	1,981,295	484	889,423	8	4,394
Jaén	981	2,504,212	712	704,000	262	1,757,868	7	42,344
Málaga	4,422	9,291,414	2,492	4,041,162	1,727	4,990,988	203	259,264
Sevilla	10,260	16,718,600	7,101	10,419,004	3,125	6,277,128	34	22,468
Aragón	25,907	37,606,485	17,891	22,927,756	6,404	11,717,418	1,612	2,961,311
Huesca	1,782	2,827,817	955	972,326	511	1,534,501	316	320,990
Teruel	950	1,416,583	869	1,184,140	81	232,443	0	0
Zaragoza	23,175	33,362,085	16,067	20,771,290	5,812	9,950,474	1,296	2,640,321
Asturias (Ppdo de)	6,731	10,877,245	5,518	8,271,543	1,165	2,264,806	48	340,896
Balears (Illes)	6,671	13,628,397	3,909	5,445,584	2,749	8,154,073	13	28,740
Canarias	4,002	8,258,763	2,387	5,358,831	1,438	2,645,698	177	254,234
Las Palmas	2,459	3,378,080	1,514	1,945,355	870	1,253,124	75	179,601
Santa C. Tenerife	1,543	4,880,683	873	3,413,476	568	1,392,574	102	74,633
Cantabria	3,242	6,548,480	1,997	4,844,112	500	1,299,723	745	404,645
Castilla y León	7,420	14,990,457	3,562	7,870,515	2,074	5,260,659	1,784	1,859,283
Ávila	180	290,179	40	69,410	138	219,626	2	1,143
Burgos	2,056	2,389,069	491	726,712	345	650,314	1,220	1,012,043
León	1,496	2,759,223	896	970,078	594	1,760,754	6	28,391
Palencia	288	964,751	136	738,417	144	184,422	8	41,912
Salamanca	399	844,228	281	534,802	109	279,249	9	30,177
Segovia	275	693,805	125	118,518	149	572,287	1	3,000
Soria	710	1,097,394	135	251,088	87	246,558	488	599,748
Valladolid	1,681	4,444,340	1,268	3,134,048	394	1,225,859	19	84,433
Zamora	335	1,507,468	190	1,327,442	114	121,590	31	58,436
Castilla-La Mancha	13,031	19,437,681	6,774	9,965,947	5,933	8,405,891	324	1,065,843
Albacete	1,193	1,242,962	505	506,937	670	706,239	18	29,786
Ciudad Real	2,335	3,517,913	795	1,171,592	1,363	1,870,897	177	475,424
Cuenca	1,578	1,252,498	211	293,670	1,328	873,092	39	85,736
Guadalajara	1,778	3,893,620	1,306	2,611,895	464	1,281,383	8	342
Toledo	6,147	9,530,688	3,957	5,381,853	2,108	3,674,280	82	474,555
Cataluña	392,677	632,401,033	288,302	493,167,465	103,866	138,747,551	509	486,017
Barcelona	345,785	578,838,822	256,125	458,733,477	89,172	119,681,946	488	423,399
Girona	27,560	31,545,090	18,618	20,203,824	8,942	11,341,266	0	0
Lleida	8,627	8,401,267	7,625	6,948,913	984	1,410,317	18	42,037
Tarragona	10,705	13,615,854	5,934	7,281,251	4,768	6,314,022	3	20,581
Comunitat Valenciana	37,273	53,667,137	23,825	35,280,250	11,221	16,359,948	2,227	2,026,939
Alicante/Alacant	14,118	18,980,191	9,840	12,474,748	3,897	6,103,958	381	401,485
Castellón/Castelló	4,525	8,105,233	3,053	5,479,169	1,303	2,291,152	169	334,912
Valencia/València	18,630	26,581,713	10,932	17,326,333	6,021	7,964,838	1,677	1,290,542
Extremadura	1,464	1,739,516	997	859,783	426	756,476	41	123,257
Badajoz	1,005	1,044,660	778	559,763	189	366,045	38	118,852
Cáceres	459	694,856	219	300,020	237	390,431	3	4,405
Galicia	12,837	17,746,480	7,066	9,540,756	5,733	8,164,002	38	41,722
Coruña A	6,887	7,340,465	3,580	3,865,133	3,307	3,475,332	0	0
Lugo	548	1,095,227	424	595,321	122	487,316	2	12,590
Ourense	1,015	1,669,060	496	969,643	519	699,417	0	0
Pontevedra	4,387	7,641,728	2,566	4,110,659	1,785	3,501,937	36	29,132
Madrid (Comunidad de)	187,362	418,863,169	145,212	321,709,114	42,026	96,971,066	124	182,989
Murcia (Región de)	11,457	12,961,449	3,715	3,771,936	7,422	8,753,275	320	436,238
Navarra (Com. Foral de)	6,033	13,162,362	2,485	5,831,338	1,979	4,387,850	1,569	2,943,174
Pais Vasco	48,600	72,729,292	44,047	62,485,079	3,851	9,452,641	702	791,572
Álava	2,711	4,656,913	2,284	3,585,323	344	908,604	83	162,986
Guipuzcoa	28,557	20,957,411	26,029	17,405,936	1,936	2,967,723	592	583,752
Vizcaya	17,332	47,114,968	15,734	41,493,820	1,571	5,576,314	27	44,834
Rioja (La)	4,104	6,616,813	2,789	4,921,625	887	1,199,719	428	495,469
Ceuta y Melilla	37	44,786	1	500	35	44,216	1	70
Ceuta	36	44,286	0	0	35	44,216	1	70
Melilla	1	500	1	500	0	0	0	0