

**23 May 2023**  
*Modified at 10:20*

**Continuous Population Statistics (CPS) at 1 April 2023**  
Provisional data

**The population of Spain increased by 136,916 people during the first quarter of 2023, standing at 48,196,693 inhabitants**

**The main immigrant populations were Colombian, Moroccan and Venezuelan**

**Comunidad de Madrid (0.60%), Comunitat Valenciana (0.54%) and Cataluña (0.46%) underwent the largest increases in population**

The INE publishes today for the first time the Continuous Population Statistics (ECP), which will provide a provisional estimate of the evolution of the population on a quarterly basis.

New revised population series since 2012 are also released with definitive data that are consistent with the 2021 Population Census. From January 2021, the figures are provisional in nature, and they will be progressively consolidated with the publication of each new census, which will be on an annual basis<sup>1</sup>.

The ECP also offers a first estimate of external migrations detected during the quarter. Data are offered of the main migratory flows by nationality and country of birth, which helps to explain variations in the size of the population resident in Spain and the evolution in the migratory dynamics in different countries.

### **Population growth**

The resident population in Spain increased by 136,916 persons in the first quarter of 2023, and stood at 48,196,693 inhabitants as of 1 April, 2023. This is the highest-ever value since records began.

In annual terms, estimated population growth is 590, 184 people, the highest since 2008.

---

<sup>1</sup> In December 2023, it is planned to publish the population censuses at 1 January 2022 and 1 January 2023 jointly. And, from then on, the population census at 1 January of each year will be published in December that same year.

## Evolution of the population in Spain

Año	Fecha	Población residente	Crecimiento en el trimestre anterior	Crecimiento anual relativo (%)
2021	1st January	47,400,798		
	1st April	47,365,593	-35,205	
	1st July	47,373,420	7,827	
	1st October	47,428,198	54,778	
2022	1st January	47,496,903	68,705	0.20
	1st April	47,606,509	109,606	0.51
	1st July	47,806,809	200,300	0.91
	1st October	47,933,995	127,186	1.07
2023	1st January	48,059,777	125,782	1.19
	1st April	48,196,693	136,916	1.24

Provisional data as of 1 April 2021

## Population by nationality and place of birth

Population growth in Spain was due to the increase in the population of foreign nationality, which offset the fall in the population of Spanish nationality.

Thus, the number of foreigners rose by 149,530 people during the first quarter, to a total of 6,227,092 as of 1 April, 2023. On the other hand, the population of Spanish nationality fell by 12,614 people.

The population born abroad was 8,307,497 people, more than that of Spanish nationality, due to the processes of acquiring Spanish citizenship.

## Evolution of the population in Spain

First quarter 2023

		Resident population 1st April 2023	Quarterly growth	
			Absolute	Relative (%)
TOTAL		48,196,693	136,916	0.28
Citizenship	Spanish	41,969,601	-12,614	-0.03
	Foreign	6,227,092	149,530	2.46
Country of birth	Spain	39,889,196	-29,798	-0.07
	Foreign	8,307,497	166,714	2.05

Provisional data

## Population by autonomous communities and cities

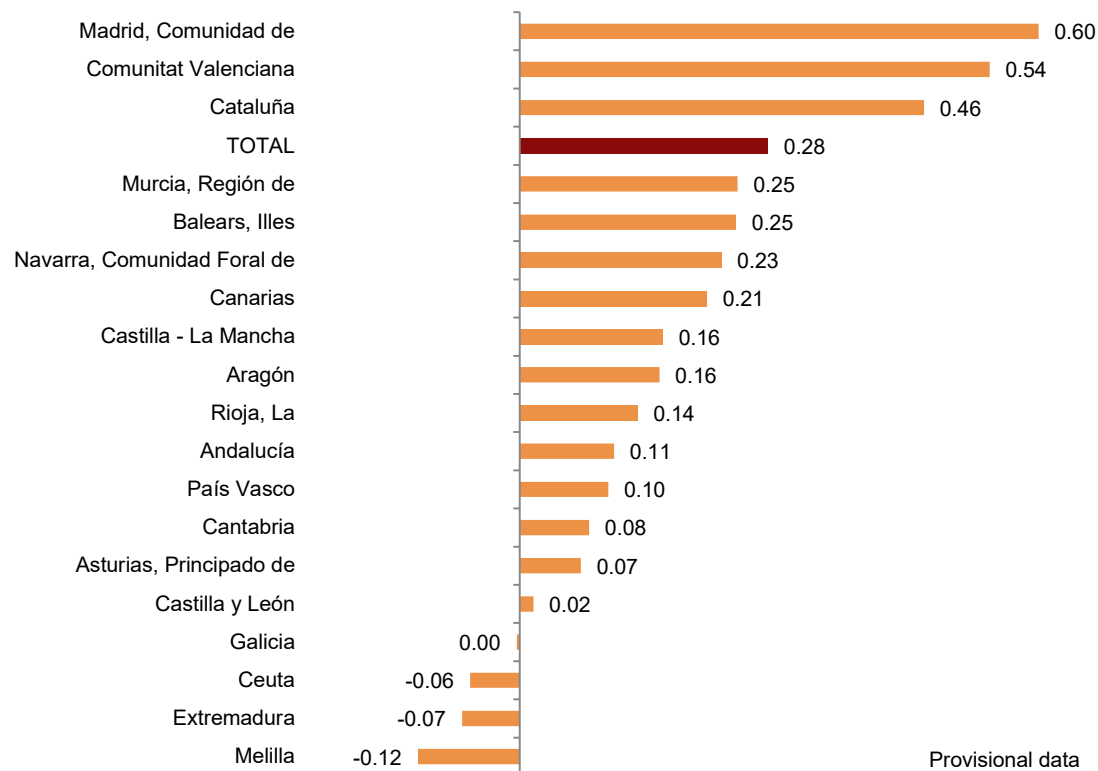
During the first quarter of 2023, the population grew in 15 Autonomous Communities and declined in the remaining two, as well as in the Autonomous Cities of Ceuta and Melilla.

The largest increases in relative terms were recorded in Comunidad de Madrid (0.60%), Comunitat Valenciana (0.54%) and Cataluña (0.46%).

At the other extreme, the population fell in Extremadura (-0.07%) and Galicia (-0.00%).

## Relative population growth by Autonomous Communities and Cities

First quarter of 2023 compared to the fourth quarter of 2022. Percentage



## External migrations

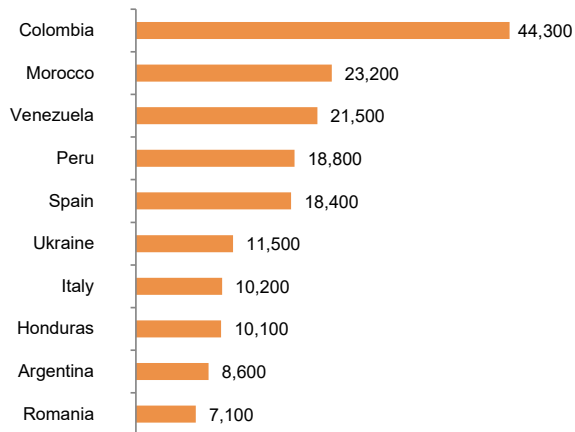
The main nationalities of immigrants during the first quarter of 2023 were Colombian (with 44,300 arrivals in Spain), Ukrainian (23,200) and Venezuelan (21,500).

On the other hand, the most numerous nationalities of emigrants were Spanish (with 11,500 departures), Moroccan (8,400) and Romanian (7,700).

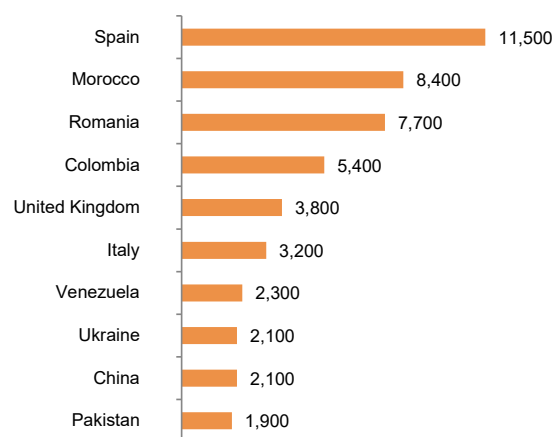
### External migrations, main nationalities

First quarter 2023

#### Immigration



#### Emigration



## Information on the population in family dwellings and households

The information on the population resident in family dwellings and households of the ECP will be published from the press release of the third quarter of 2023, in November, once the data on dwellings of the 2021 Population and Dwellings Census have been disseminated, which will be published in June.

## Data reviews and updates

The ECP data will be provisional from the latest census published. Each quarter, the complete series will be revised until a new population census is published, at which time the data up to said date will then be definitive. Migration data will not be subject to revision. All results are available on INEBase:

[https://www.ine.es/dyngs/INEbase/es/operacion.htm?c=Estadistica\\_C&cid=1254736177095&menu=resultados&idp=1254735572981](https://www.ine.es/dyngs/INEbase/es/operacion.htm?c=Estadistica_C&cid=1254736177095&menu=resultados&idp=1254735572981)

## Methodological note

The purpose of the Continuous Population Statistics (ECP) is to provide a quantitative measurement of the population habitually resident in Spain, of the population resident in family dwellings and of the number of households. The population series are disaggregated by sex, year of birth, age, country of nationality and country of birth. The series of households are disaggregated by household or number of numbers.

The ECP will always contain two types of data:

- **Definitive data**, up to the last published census. In the case of the first publication, the only definitive data are those of the resident population series coinciding with the censuses and the intercensal population estimates up to the 2021 census.
- **Provisional data**, since the last published census. In the first publication, the resident population data since the 2021 census. Subsequently, the rest of the series: population in family dwellings and households.

In addition, the ECP offers a first estimate of the external migrations detected during the quarter, for the main nationalities and countries of birth. These series will not be revised.

**Type of operation:** statistic based on official data (mainly the continuous municipal register) and on other operations that have already been performed.

**Population scope:** population residing in Spain, population residing in family dwellings and households.

**Geographical scope:** national, autonomous communities and cities, provinces and islands.

**Reference period for the results:** 1 January, 1 April, 1 July and 1 October each year.

**Frequency of dissemination:** quarterly.

For more information the methodology can be accessed at:

[https://www.ine.es/dynqs/INEbase/es/operacion.htm?c=Estadistica\\_C&cid=1254736177095&menu=metodologia&idp=1254735572981](https://www.ine.es/dynqs/INEbase/es/operacion.htm?c=Estadistica_C&cid=1254736177095&menu=metodologia&idp=1254735572981)

The standardized methodological report is at:

<https://ine.es/dynt3/metadatos/es/RespuestaDatos.html?oe=30282>

INE statistics are produced in accordance with the Code of Good Practice for European Statistics, which is the basis for the institution's quality policy and strategy. For more information, see the section on [Quality at INE and the Code of Best Practices](#) on the INE website.

---

For further information see **INEbase:** [www.ine.es/en/](http://www.ine.es/en/) Twitter: [@es\\_ine](https://twitter.com/es_ine)

All press releases at: [www.ine.es/en/prensa/prensa\\_en.htm](http://www.ine.es/en/prensa/prensa_en.htm)

**Press office:** Telephone numbers: (+34) 91 583 93 63 /94 08 – [gprensa@ine.es](mailto:gprensa@ine.es)

**Information Area:** Telephone number: (+34) 91 583 91 00 – [www.ine.es/infoine/?L=1](http://www.ine.es/infoine/?L=1)