

Continuous Population Statistics (CPS) at 1 October 2023
Provisional data

The population of Spain increased by 118,667 during the second quarter of 2023, standing at 48,446,594 inhabitants

The main immigrant nationalities were Colombian, Moroccan and Spanish

Illes Balears (0.45%), Comunitat Valenciana (0.45%) and Comunidad de Madrid (0.42%) experienced the highest population growth

New developments in press releases

Starting this quarter, information is included in the Continuous Population Statistics on the resident population in family dwellings and the number of households.

Population growth

The resident population in Spain increased by 118,667 in the third quarter, and stood at 48,446,594 inhabitants as of 1 October 2023. This is the highest-ever figure since records began. In annual terms, estimated population growth is 525,075 people.

Evolution of the population in Spain

Year	Date	Resident population	Variation from previous quarter	Annual variation (%)
2021	1st January	47,400,798		
	1st April	47,363,885	-36,913	
	1st July	47,369,339	5,454	
	1st October	47,421,472	52,133	
2022	1st January	47,487,400	65,928	0.18
	1st April	47,595,866	108,466	0.49
	1st July	47,794,523	198,657	0.90
	1st October	47,921,519	126,996	1.05
2023	1st January	48,047,631	126,112	1.18
	1st April	48,190,656	143,025	1.25
	1st July	48,327,927	137,271	1.12
	1st October	48,446,594	118,667	1.10

Provisional data as of 1 April 2021

Population by nationality and place of birth

Population growth in Spain was, almost entirely, due to the rise in people born abroad.

The population born abroad was 8,569,954, more than that of Spanish nationality, due to the processes of acquiring Spanish citizenship.

Thus, the number of foreigners rose by 77,016 during the quarter, to a total of 6,373,463 as of 1 October 2023. The population of Spanish nationality grew by 41,651.

Evolution of the population in Spain

Third quarter of 2023

		Resident population 1st October 2023	Quarterly variation	
			Absolute	Relative (%)
TOTAL		48,446,594	118,667	0.25
Citizenship	Spanish	42,073,131	41,651	0.10
	Foreigner	6,373,463	77,016	1.22
Country of birth	Spain	39,876,640	-29	0.00
	Foreign	8,569,954	118,696	1.40

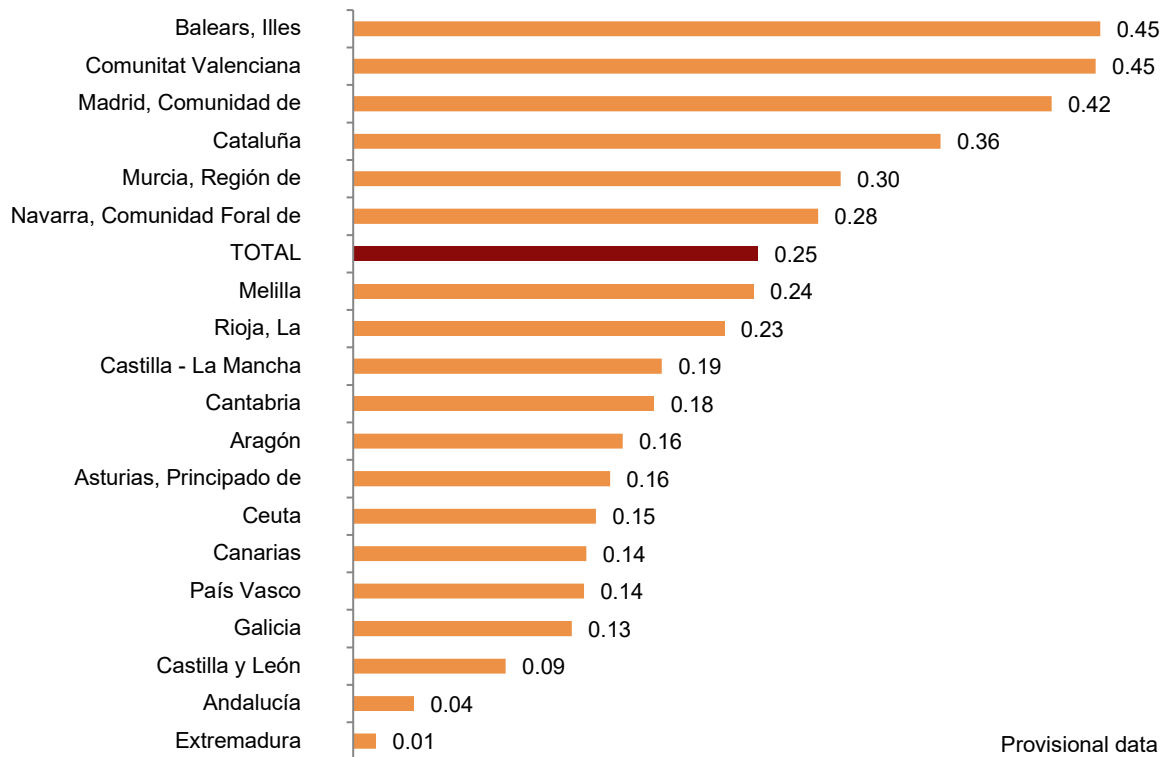
Provisional data

Population by autonomous communities and cities

During the third quarter of 2023, it is estimated that the population grew in all the Autonomous Communities, as well as in the Autonomous Cities of Ceuta and Melilla.

The largest increases in relative terms took place in Illes Balears (0.45%), Comunitat Valenciana (0.45%) and Comunidad de Madrid (0.42%).

Population evolution by Autonomous Communities and Cities
Variation between the third and second quarters of 2023. Percentage



Households

The number of households stood at 19,278,289 on 1 October 2023, with an increase of 58,742 during the third quarter.

Evolution of the number of households in Spain

Year	Date	Number of households	Variation from previous quarter	Annual variation (%)
2021	1st January	18,539,223		
	1st April	18,596,692	57,469	
	1st July	18,674,771	78,079	
	1st October	18,745,346	70,575	
2022	1st January	18,821,115	75,769	1.52
	1st April	18,870,336	49,221	1.47
	1st July	18,955,673	85,337	1.50
	1st October	19,021,245	65,572	1.47
2023	1st January	19,087,765	66,520	1.42
	1st April	19,152,174	64,409	1.49
	1st July	19,219,547	67,373	1.39
	1st October	19,278,289	58,742	1.35

Provisional data as of 1 April 2021

External migrations

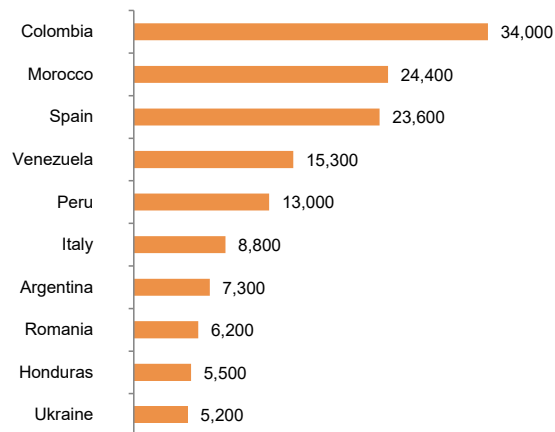
The main nationalities of immigrants during the third quarter were Colombian (with 34,000 arrivals in Spain), Moroccan (24,400) and Spanish (23,600).

On the other hand, the most numerous nationalities of emigrants were Spanish (with 9,600 departures), Moroccan (5,600) and Romanian (4,500).

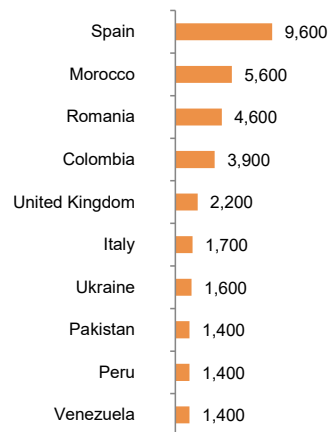
External migrations, main nationalities

Third quarter of 2023

Immigration



Emigration



Data reviews and updates

The CPS data will be provisional from the latest census published. Each quarter, the population provisional series will be revised until a new population census is published, at which time the data up to said date will then be definitive.

Similarly, the population data in family dwellings and households will be definitive when a new census of dwellings is published, the provisional data being updated every quarter.

The migration data that are published are just a first estimate based on the movements recorded in the Municipal Register and are therefore not subject to review. The definitive statistics of migratory movements are published in the Statistics on Migrations and Changes of Residence.

All results are available on INEBase:

https://www.ine.es/dynqs/INEbase/es/operacion.htm?c=Estadistica_C&cid=1254736177095&menu=resultados&idp=1254735572981

Methodological note

The purpose of the Continuous Population Statistics (CPS) is to provide a quantitative measurement of the population habitually resident in Spain, of the population resident in family dwellings and of the number of households. The population series are disaggregated by sex, year of birth, age, country of nationality and country of birth. The series of households are disaggregated by household and number of numbers.

The CPS will always contain two types of data:

- **Definitive data**, up to the last published census. In the case of the first publication, the only definitive data are those of the resident population series coinciding with the censuses and the intercensal population estimates up to the 2021 census.
- **Provisional data**, since the last published census. In the first publication, the resident population data since the 2021 census. From the third publication on, the rest of the series: population in family dwellings and households.

In addition, the CPS offers a first estimate of the external migrations detected during the quarter, for the main nationalities and countries of birth. These series will not be revised.

Type of operation: statistics based on official data (mainly the continuous municipal register) and on other operations that have already been performed.

Population scope: population residing in Spain, population residing in family dwellings and households.

Geographical scope: national, autonomous communities and cities, provinces and islands.

Reference period for the results: 1 January, 1 April, 1 July and 1 October each year.

Frequency of dissemination: quarterly.

For further information, the methodology can be accessed at:

https://www.ine.es/dynqs/INEbase/es/operacion.htm?c=Estadistica_C&cid=1254736177095&menu=metodologia&idp=1254735572981

The standardised methodological report can be found at:

<https://ine.es/dynt3/metadatos/es/RespuestaDatos.html?oe=30282>

INE statistics are produced in accordance with the Code of Good Practice for European Statistics, which is the basis for the institution's quality policy and strategy. For more information, see the [Quality at INE and the Code of Best Practices](#) on the INE web page.

For further information see **INEbase:** www.ine.es/en/ Twitter: [@es_ine](https://twitter.com/es_ine)

All press releases at: www.ine.es/en/prensa/prensa_en.htm

Press office: Telephone numbers: (+34) 91 583 93 63 /94 08 – gprensa@ine.es

Information Area: Telephone number: (+34) 91 583 91 00 – www.ine.es/infoine/?L=1
