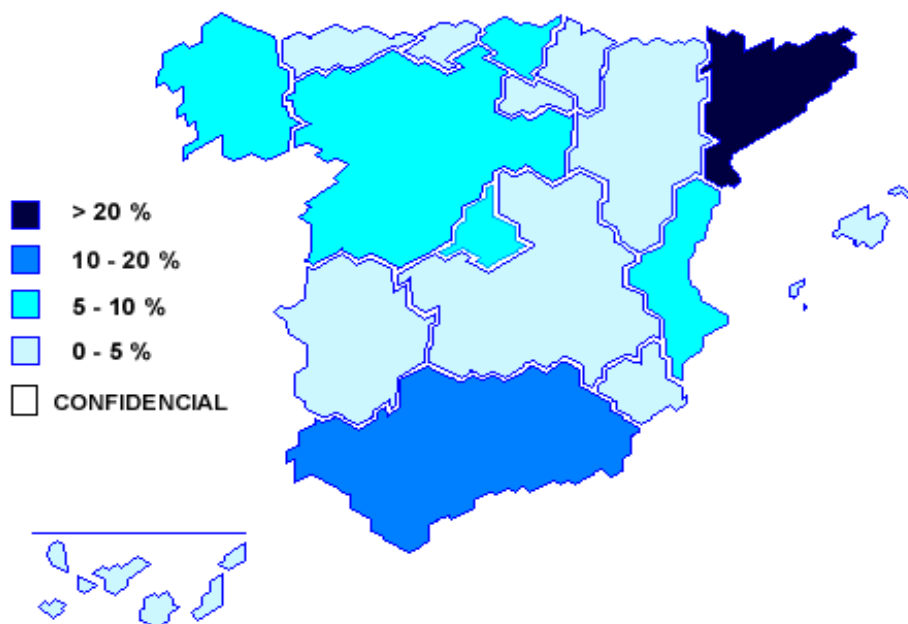


AIPS-2009

National Total

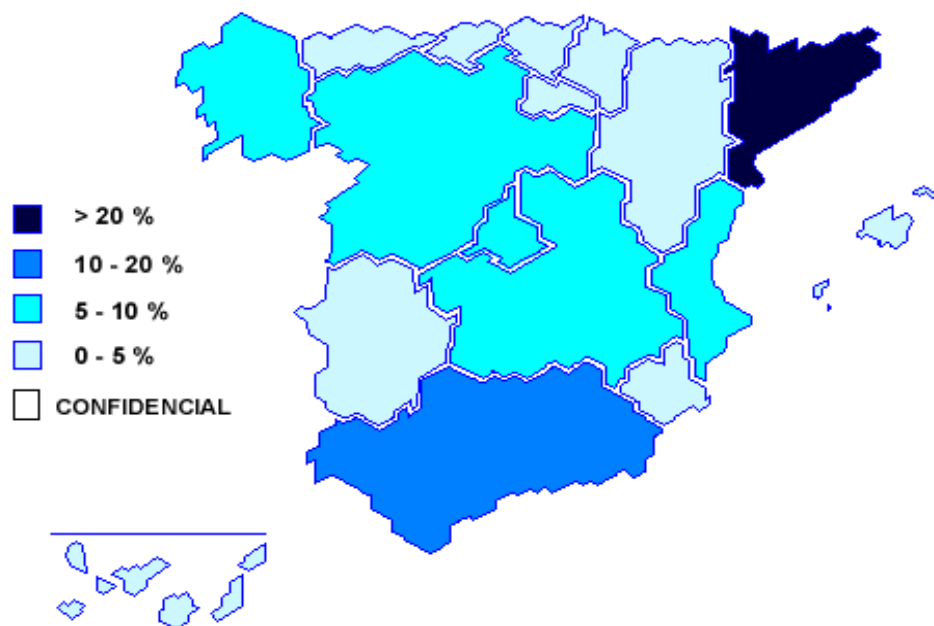
	Thousands of €	%
TOTAL	335,854,421	100.0
Andalucía	37,296,072	11.1
Aragón	16,087,864	4.8
Asturias (Principado de)	8,381,241	2.5
Balears (Illes)	1,558,219	0.5
Canarias	5,627,572	1.7
Cantabria	4,859,838	1.5
Castilla y León	24,625,865	7.3
Castilla-La Mancha	16,281,946	4.9
Cataluña	75,662,298	22.5
Comunitat Valenciana	33,112,051	9.9
Extremadura	3,440,242	1.0
Galicia	25,584,331	7.6
Madrid (Comunidad de)	26,381,462	7.9
Murcia (Región de)	8,481,395	2.5
Navarra (Comunidad Foral de)	11,716,711	3.5
País Vasco	33,043,372	9.8
Rioja (La)	3,713,943	1.1



AIPS-2009

Food, Beverages and Tobacco

	Thousands of €	%
TOTAL	72,985,273	100.0
Andalucía	11,092,008	15.2
Aragón	2,469,081	3.4
Asturias (Principado de)	1,471,822	2.0
Balears (Illes)	463,444	0.6
Canarias	1,400,705	1.9
Cantabria	869,809	1.2
Castilla y León	7,097,502	9.7
Castilla-La Mancha	5,371,970	7.4
Cataluña	16,007,346	21.9
Comunitat Valenciana	6,491,907	8.9
Extremadura	1,399,986	1.9
Galicia	5,116,748	7.0
Madrid (Comunidad de)	3,758,795	5.2
Murcia (Región de)	2,842,176	3.9
Navarra (Comunidad Foral de)	2,360,547	3.2
País Vasco	3,050,383	4.2
Rioja (La)	1,721,044	2.4

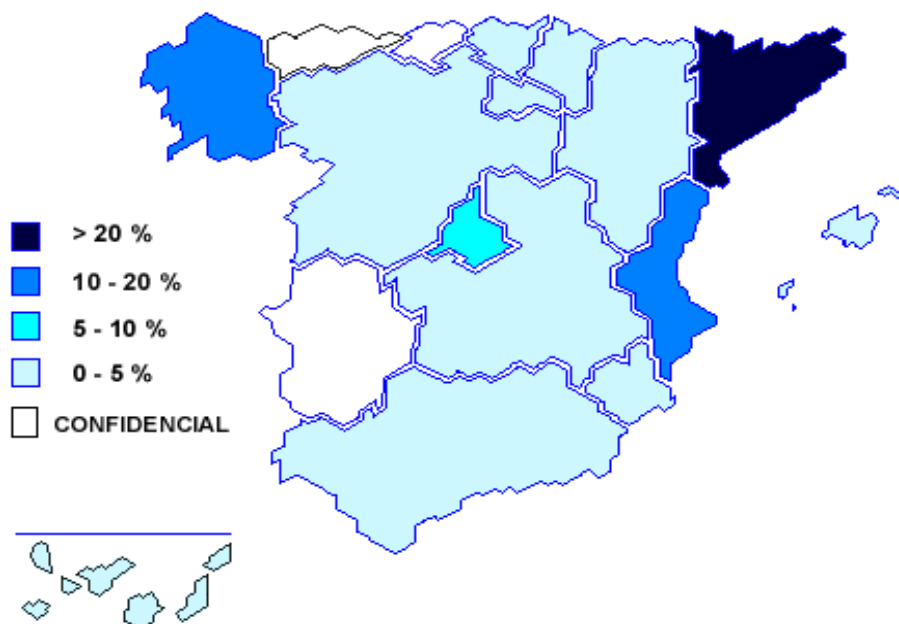


AIPS-2009

Textile and clothing

	Thousands of €	%
TOTAL	7,913,270	100.0
Andalucía	342,674	4.3
Aragón	154,771	2.0
Asturias (Principado de)	---	---
Balears (Illes)	12,966	0.2
Canarias	12,343	0.2
Cantabria	---	---
Castilla y León	151,945	1.9
Castilla-La Mancha	181,424	2.3
Cataluña	3,249,944	41.1
Comunitat Valenciana	1,322,551	16.7
Extremadura	---	---
Galicia	1,215,582	15.4
Madrid (Comunidad de)	714,670	9.0
Murcia (Región de)	115,614	1.5
Navarra (Comunidad Foral de)	66,021	0.8
País Vasco	128,657	1.6
Rioja (La)	65,683	0.8

--- Data protected by statistical secrecy

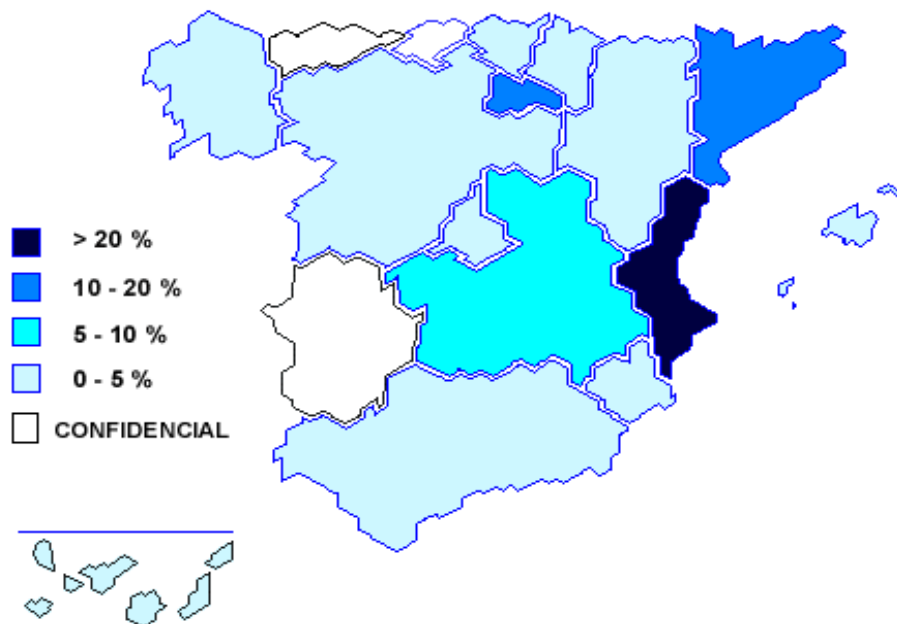


AIPS-2009

Leather and footwear

	Thousands of €	%
TOTAL	2,344,130	100.0
Andalucía	88,078	3.8
Aragón	90,456	3.9
Asturias (Principado de)	---	---
Balears (Illes)	76,950	3.3
Canarias	0	0,0
Cantabria	---	---
Castilla y León	23,120	1.0
Castilla-La Mancha	183,282	7.8
Cataluña	272,383	11.6
Comunitat Valenciana	1,080,488	46.1
Extremadura	---	---
Galicia	72,843	3.1
Madrid (Comunidad de)	61,840	2.6
Murcia (Región de)	91,863	3.9
Navarra (Comunidad Foral de)	13,958	0.6
País Vasco	6,316	0.3
Rioja (La)	281,730	12.0

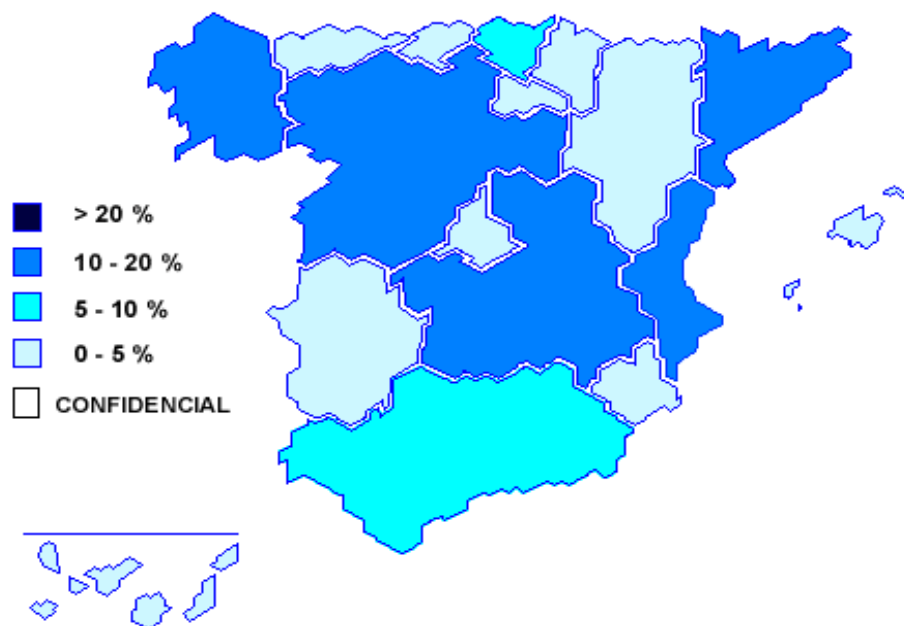
--- Data protected by statistical secrecy



AIPS-2009

Wood and cork

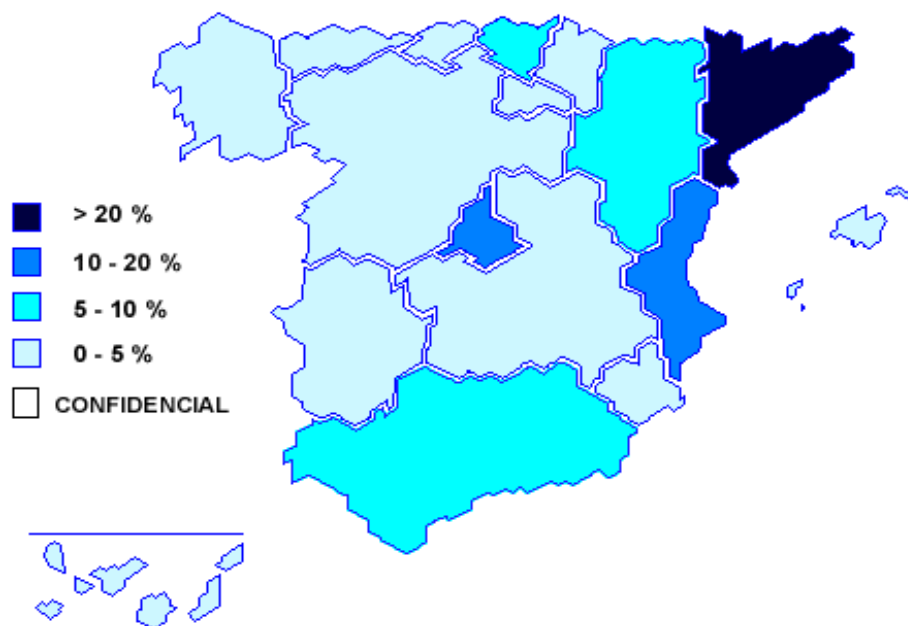
	Thousands of €	%
TOTAL	4,619,198	100.0
Andalucía	302,149	6.5
Aragón	179,889	3.9
Asturias (Principado de)	71,516	1.6
Balears (Illes)	38,320	0.8
Canarias	28,956	0.6
Cantabria	54,142	1.2
Castilla y León	500,708	10.8
Castilla-La Mancha	464,102	10.1
Cataluña	590,066	12.8
Comunitat Valenciana	728,977	15.8
Extremadura	105,245	2.3
Galicia	793,281	17.2
Madrid (Comunidad de)	218,507	4.7
Murcia (Región de)	99,518	2.2
Navarra (Comunidad Foral de)	75,067	1.6
País Vasco	252,375	5.5
Rioja (La)	116,380	2.5



AIPS-2009

Paper, graphic arts and publishing

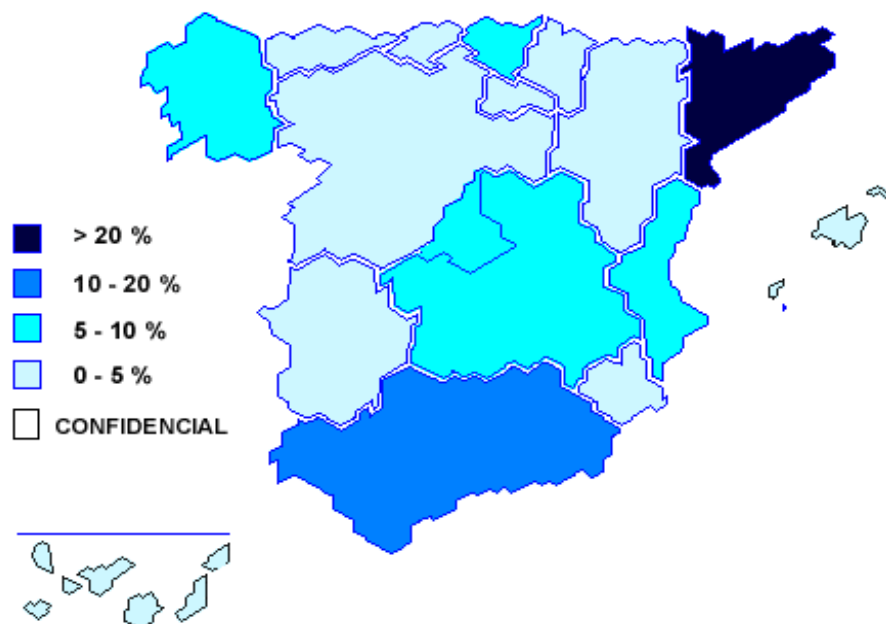
	Thousands of €	%
TOTAL	14,885,842	100.0
Andalucía	845,839	5.7
Aragón	1,235,053	8.3
Asturias (Principado de)	193,083	1.3
Balears (Illes)	56,682	0.4
Canarias	181,018	1.2
Cantabria	127,367	0.9
Castilla y León	714,844	4.8
Castilla-La Mancha	392,440	2.6
Cataluña	4,052,449	27.2
Comunitat Valenciana	1,555,004	10.5
Extremadura	54,834	0.4
Galicia	470,544	3.2
Madrid (Comunidad de)	2,797,035	18.8
Murcia (Región de)	182,344	1.2
Navarra (Comunidad Foral de)	664,572	4.5
País Vasco	1,265,256	8.5
Rioja (La)	97,477	0.7



AIPS-2009

Coke manufacture, chemical and petroleum refinement

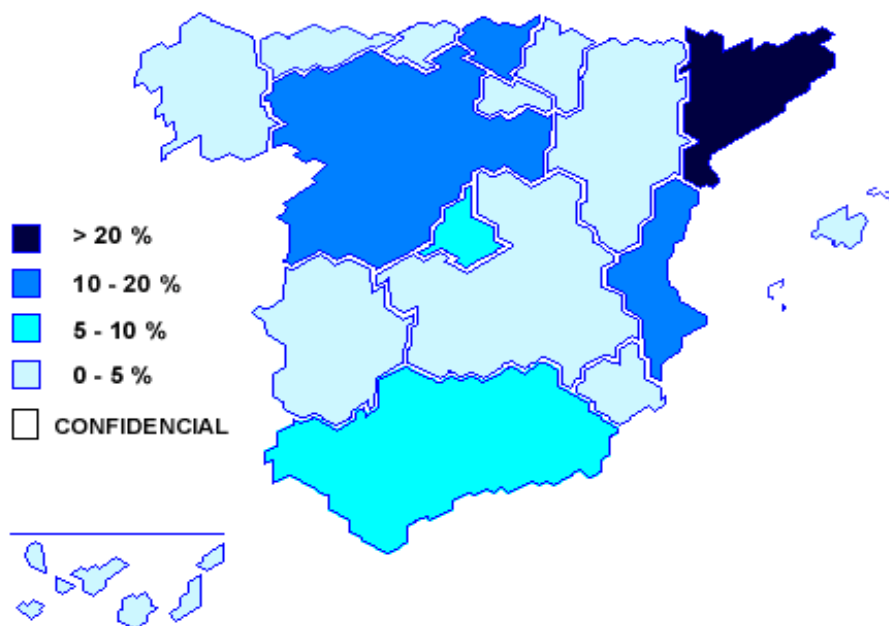
	Thousands of €	%
TOTAL	50,521,896	100.0
Andalucía	8,467,203	16.8
Aragón	1,094,022	2.2
Asturias (Principado de)	445,263	0.9
Balears (Illes)	19,527	0.0
Canarias	1,868,810	3.7
Cantabria	508,326	1.0
Castilla y León	1,777,549	3.5
Castilla-La Mancha	3,306,684	6.6
Cataluña	15,980,282	31.6
Comunitat Valenciana	4,362,461	8.6
Extremadura	119,165	0.2
Galicia	2,583,394	5.1
Madrid (Comunidad de)	3,369,384	6.7
Murcia (Región de)	1,695,355	3.4
Navarra (Comunidad Foral de)	303,269	0.6
País Vasco	4,529,047	9.0
Rioja (La)	92,155	0.2



AIPS-2009

Rubber and plastic manufactures

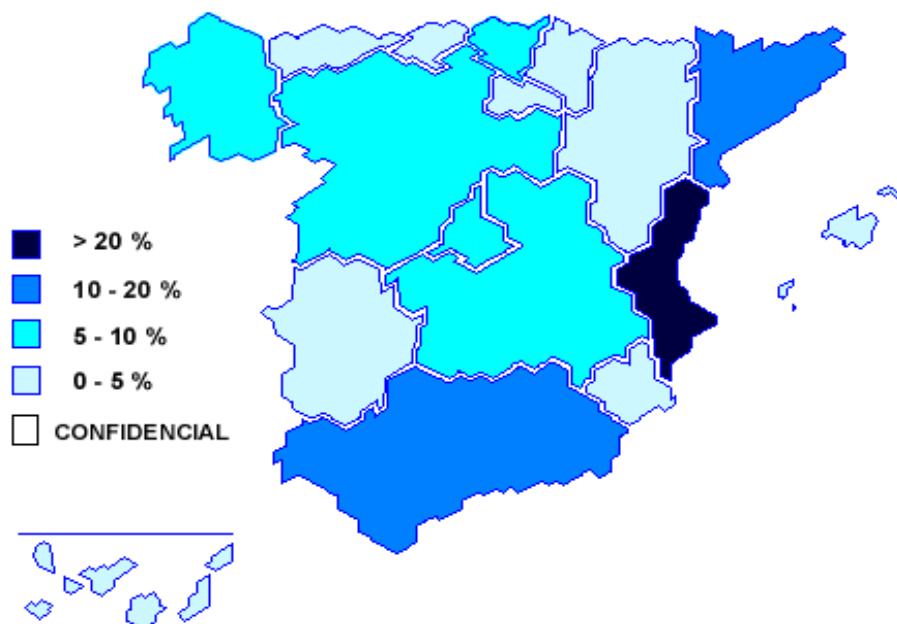
	Thousands of €	%
TOTAL	13,000,257	100.0
Andalucía	787,183	6.1
Aragón	480,132	3.7
Asturias (Principado de)	160,206	1.2
Balears (Illes)	13,187	0.1
Canarias	52,248	0.4
Cantabria	298,090	2.3
Castilla y León	1,510,346	11.6
Castilla-La Mancha	376,751	2.9
Cataluña	3,307,092	25.4
Comunitat Valenciana	1,527,502	11.8
Extremadura	85,702	0.7
Galicia	610,387	4.7
Madrid (Comunidad de)	695,179	5.4
Murcia (Región de)	383,475	3.0
Navarra (Comunidad Foral de)	484,385	3.7
País Vasco	1,975,015	15.2
Rioja (La)	253,376	2.0



AIPS-2009

Non-metallic mineral products

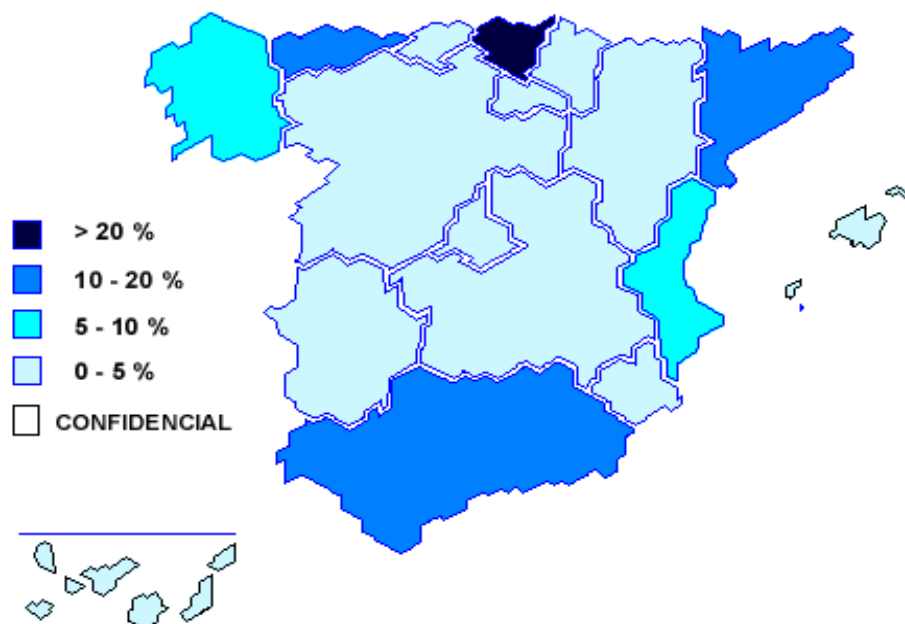
	Thousands of €	%
TOTAL	17,011,840	100.0
Andalucía	1,925,517	11.3
Aragón	670,694	3.9
Asturias (Principado de)	570,641	3.4
Balears (Illes)	203,048	1.2
Canarias	304,335	1.8
Cantabria	240,032	1.4
Castilla y León	1,335,898	7.9
Castilla-La Mancha	1,236,754	7.3
Cataluña	2,451,622	14.4
Comunitat Valenciana	3,937,139	23.1
Extremadura	221,640	1.3
Galicia	927,779	5.5
Madrid (Comunidad de)	1,076,113	6.3
Murcia (Región de)	374,894	2.2
Navarra (Comunidad Foral de)	415,856	2.4
País Vasco	976,475	5.7
Rioja (La)	143,404	0.8



AIPS-2009

Production, 1st transformation and casting of metals

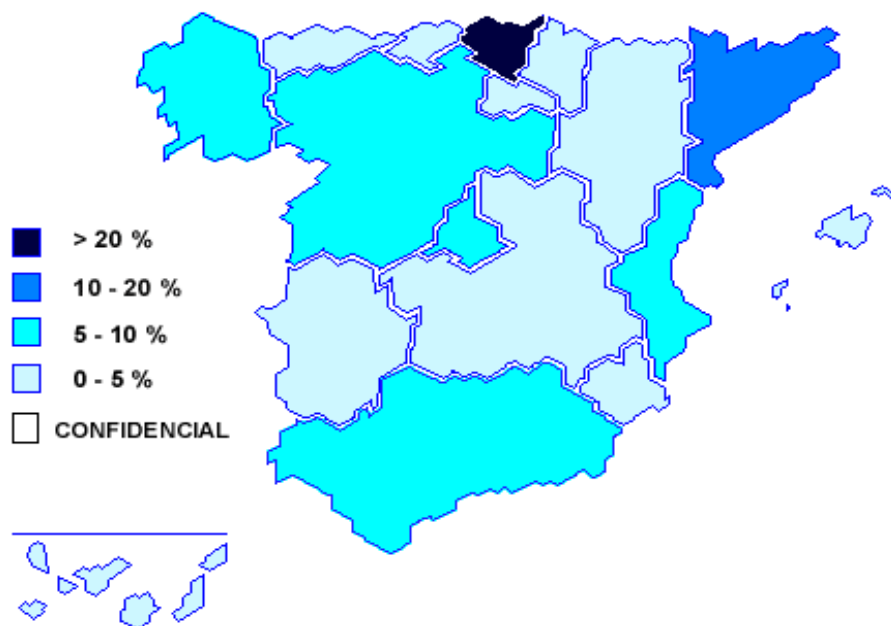
	Thousands of €	%
TOTAL	20,184,227	100.0
Andalucía	3,190,405	15.8
Aragón	555,696	2.8
Asturias (Principado de)	2,433,688	12.1
Balears (Illes)	1,273	0.0
Canarias	22,987	0.1
Cantabria	808,959	4.0
Castilla y León	508,884	2.5
Castilla-La Mancha	252,780	1.3
Cataluña	2,888,195	14.3
Comunitat Valenciana	1,158,530	5.7
Extremadura	324,803	1.6
Galicia	1,466,263	7.3
Madrid (Comunidad de)	828,809	4.1
Murcia (Región de)	112,031	0.6
Navarra (Comunidad Foral de)	574,623	2.9
País Vasco	5,004,581	24.8
Rioja (La)	51,721	0.3



AIPS-2009

Metallic products

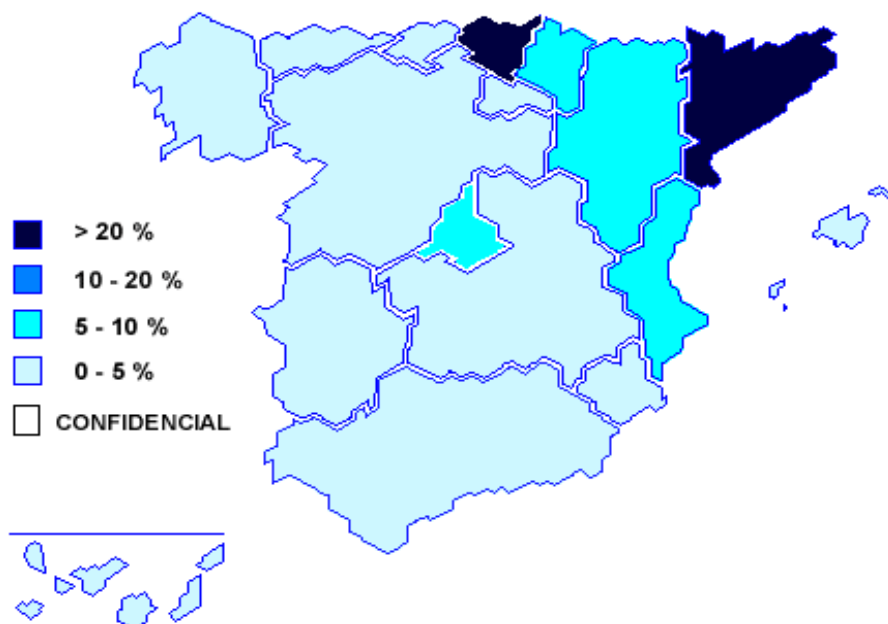
	Thousands of €	%
TOTAL	24,612,174	100.0
Andalucía	2,014,903	8.2
Aragón	770,269	3.1
Asturias (Principado de)	1,106,058	4.5
Balears (Illes)	112,210	0.5
Canarias	155,263	0.6
Cantabria	587,691	2.4
Castilla y León	1,508,763	6.1
Castilla-La Mancha	947,962	3.9
Cataluña	4,733,985	19.2
Comunitat Valenciana	1,753,429	7.1
Extremadura	255,995	1.0
Galicia	1,506,066	6.1
Madrid (Comunidad de)	2,013,157	8.2
Murcia (Región de)	853,627	3.5
Navarra (Comunidad Foral de)	1,002,133	4.1
País Vasco	4,923,556	20.0
Rioja (La)	367,107	1.5



AIPS-2009

Machinery and equipment

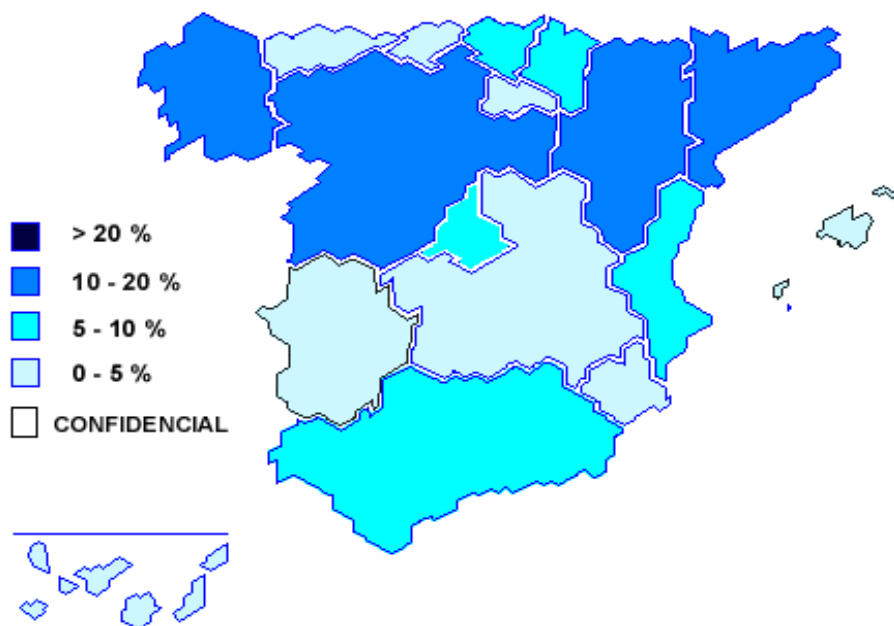
	Thousands of €	%
TOTAL	13,389,822	100.0
Andalucía	467,855	3.5
Aragón	885,405	6.6
Asturias (Principado de)	253,320	1.9
Balears (Illes)	34,794	0.3
Canarias	7,153	0.1
Cantabria	142,196	1.1
Castilla y León	550,395	4.1
Castilla-La Mancha	473,337	3.5
Cataluña	3,606,459	26.9
Comunitat Valenciana	813,245	6.1
Extremadura	64,478	0.5
Galicia	652,187	4.9
Madrid (Comunidad de)	1,291,325	9.6
Murcia (Región de)	155,633	1.2
Navarra (Comunidad Foral de)	772,938	5.8
País Vasco	3,162,919	23.6
Rioja (La)	56,184	0.4



AIPS-2009

Transport equipment

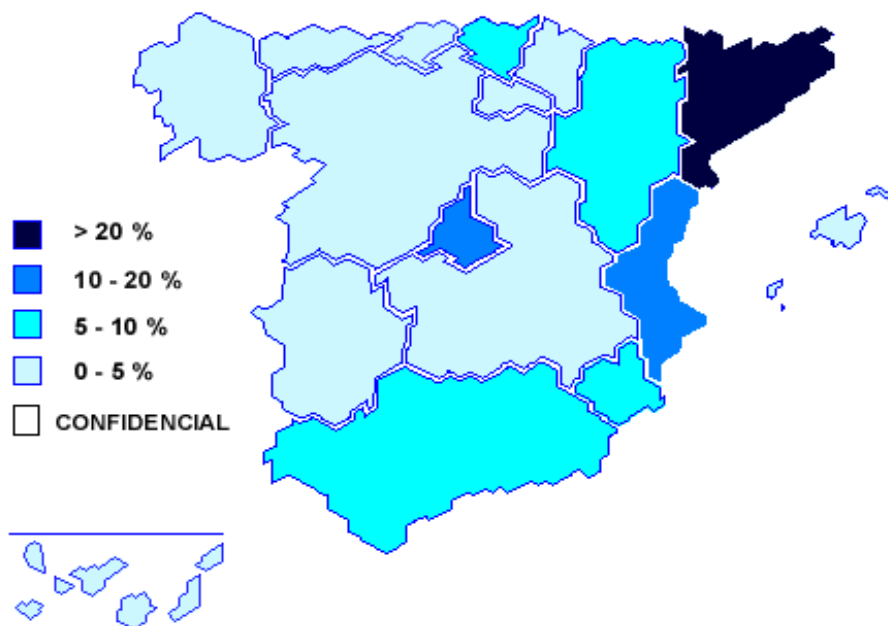
	Thousands of €	%
TOTAL	46,707,780	100.0
Andalucía	2,903,897	6.2
Aragón	4,694,060	10.1
Asturias (Principado de)	422,805	0.9
Balears (Illes)	8,646	0.0
Canarias	1,768	0.0
Cantabria	461,160	1.0
Castilla y León	5,724,219	12.3
Castilla-La Mancha	577,466	1.2
Cataluña	9,255,238	19.8
Comunitat valenciana	4,241,177	9.1
Extremadura	10,886	0.0
Galicia	6,978,281	14.9
Madrid (Comunidad de)	3,910,890	8.4
Murcia (Región de)	179,757	0.4
Navarra (Comunidad Foral de)	3,664,821	7.9
País Vasco	3,513,674	7.5
Rioja (La)	159,035	0.3



AIPS-2009

Furniture and other manufacturing industries

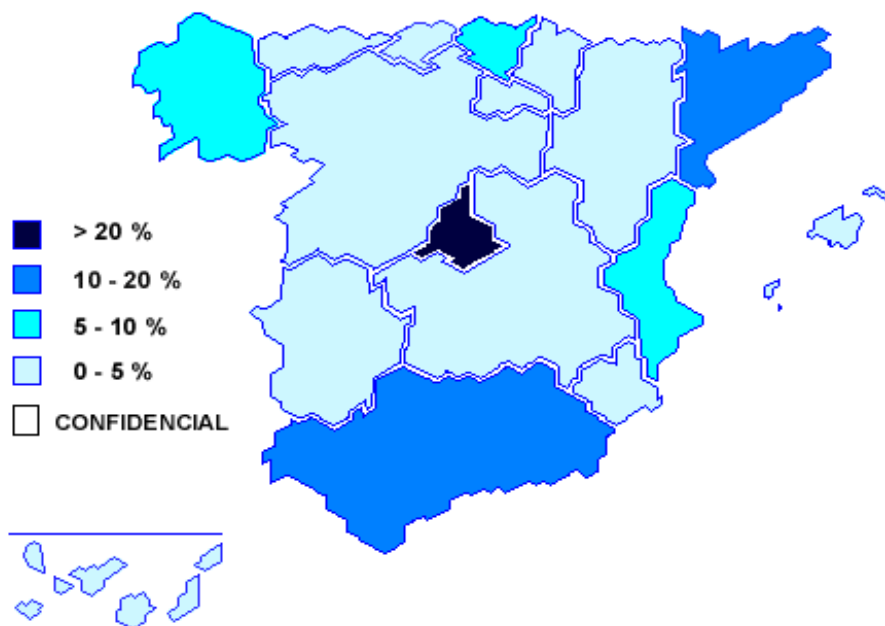
	Thousands of €	%
TOTAL	7,476,704	100.0
Andalucía	711,227	9.5
Aragón	606,783	8.1
Asturias (Principado de)	65,504	0.9
Balears (Illes)	76,950	1.0
Canarias	38,431	0.5
Cantabria	25,271	0.3
Castilla y León	158,106	2.1
Castilla-La Mancha	351,212	4.7
Cataluña	1,543,322	20.6
Comunitat Valenciana	1,404,523	18.8
Extremadura	85,350	1.1
Galicia	271,052	3.6
Madrid (Comunidad de)	1,006,049	13.5
Murcia (Región de)	406,821	5.4
Navarra (Comunidad Foral de)	127,402	1.7
País Vasco	481,707	6.4
Rioja (La)	116,993	1.6



AIPS-2009

Repair and installation of machinery and equipment

	Thousands of €	%
TOTAL	8,957,790	100.0
Andalucía	950,181	10.6
Aragón	175,487	2.0
Asturias (Principado de)	253,347	2.8
Balears (Illes)	117,310	1.3
Canarias	195,848	2.2
Cantabria	130,465	1.5
Castilla y León	327,755	3.7
Castilla-La Mancha	258,163	2.9
Cataluña	1,632,886	18.2
Comunitat Valenciana	578,093	6.5
Extremadura	40,913	0.5
Galicia	733,044	8.2
Madrid (Comunidad de)	2,380,466	26.6
Murcia (Región de)	279,618	3.1
Navarra (Comunidad Foral de)	128,912	1.4
País Vasco	745,016	8.3
Rioja (La)	30,286	0.3



AIPS-2009

Electrical energy, gas and steam

	Thousands of €	%
TOTAL	15,755,444	100.0
Andalucía	2,070,913	13.1
Aragón	837,208	5.3
Asturias (Principado de)	736,280	4.7
Balears (Illes)	317,752	2.0
Canarias	1,347,984	8.6
Cantabria	207,384	1.3
Castilla y León	1,540,682	9.8
Castilla-La Mancha	1,349,492	8.6
Cataluña	2,012,863	12.8
Comunitat Valenciana	1,286,087	8.2
Extremadura	611,617	3.9
Galicia	1,424,504	9.0
Madrid (Comunidad de)	160,798	1.0
Murcia (Región de)	528,566	3.4
Navarra (Comunidad Foral de)	510,085	3.2
País Vasco	691,315	4.4
Rioja (La)	121,913	0.8

