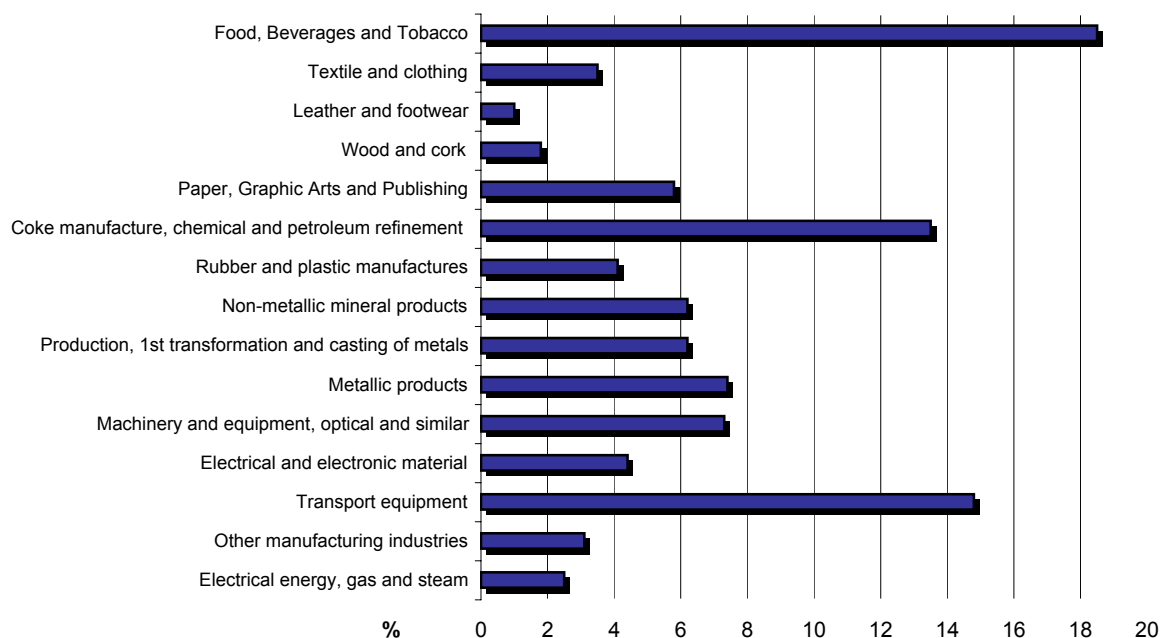


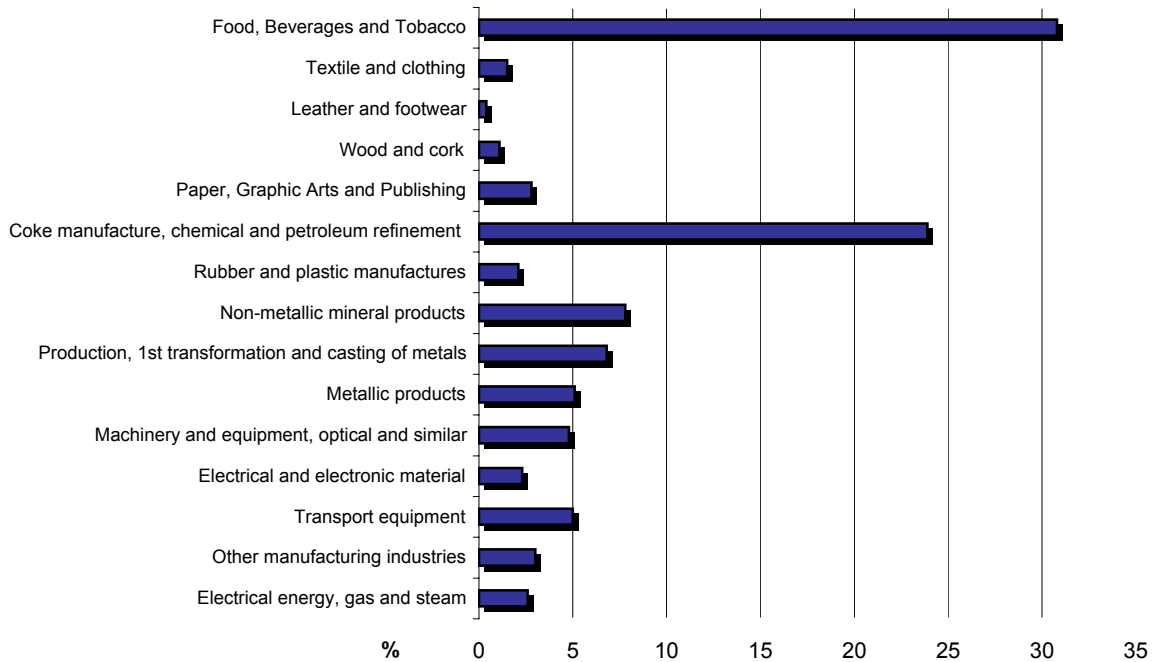
NATIONAL TOTAL Year 2004

NACE		Thousands of€	%
	TOTAL	353.596.930	100,0
15-16	Food, Beverages and Tobacco	65.420.845	18,5
17-18	Textile and clothing	12.286.483	3,5
19	Leather and footwear	3.416.811	1,0
20	Wood and cork	6.262.446	1,8
21-22	Paper, Graphic Arts and Publishing	20.424.977	5,8
23-24	Coke manufacture, chemical and petroleum refinement	47.699.248	13,5
25	Rubber and plastic manufactures	14.509.745	4,1
26	Non-metallic mineral products	21.915.527	6,2
27	Production, 1st transformation and casting of metals	22.068.390	6,2
28	Metallic products	26.162.533	7,4
29-30-33	Machinery and equipment, optical and similar	25.751.319	7,3
31-32	Electrical and electronic material	15.412.128	4,4
34-35	Transport equipment	52.410.972	14,8
36	Other manufacturing industries	10.861.690	3,1
40	Electrical energy, gas and steam	8.993.819	2,5



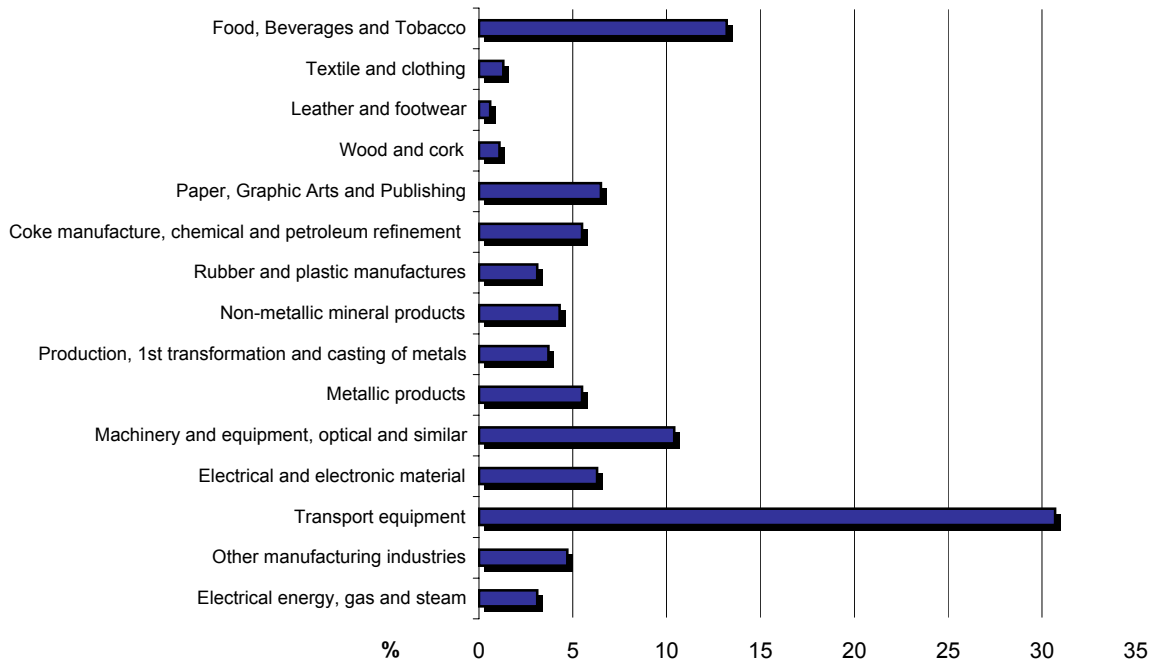
Andalucía

NACE		Thousands of€	%
	TOTAL	34.958.574	100,0
15-16	Food, Beverages and Tobacco	10.761.909	30,8
17-18	Textile and clothing	522.477	1,5
19	Leather and footwear	133.080	0,4
20	Wood and cork	370.278	1,1
21-22	Paper, Graphic Arts and Publishing	975.895	2,8
23-24	Coke manufacture, chemical and petroleum refinement	8.370.778	23,9
25	Rubber and plastic manufactures	748.353	2,1
26	Non-metallic mineral products	2.713.031	7,8
27	Production, 1st transformation and casting of metals	2.394.609	6,8
28	Metallic products	1.793.415	5,1
29-30-33	Machinery and equipment, optical and similar	1.682.579	4,8
31-32	Electrical and electronic material	791.598	2,3
34-35	Transport equipment	1.740.108	5,0
36	Other manufacturing industries	1.042.690	3,0
40	Electrical energy, gas and steam	917.775	2,6



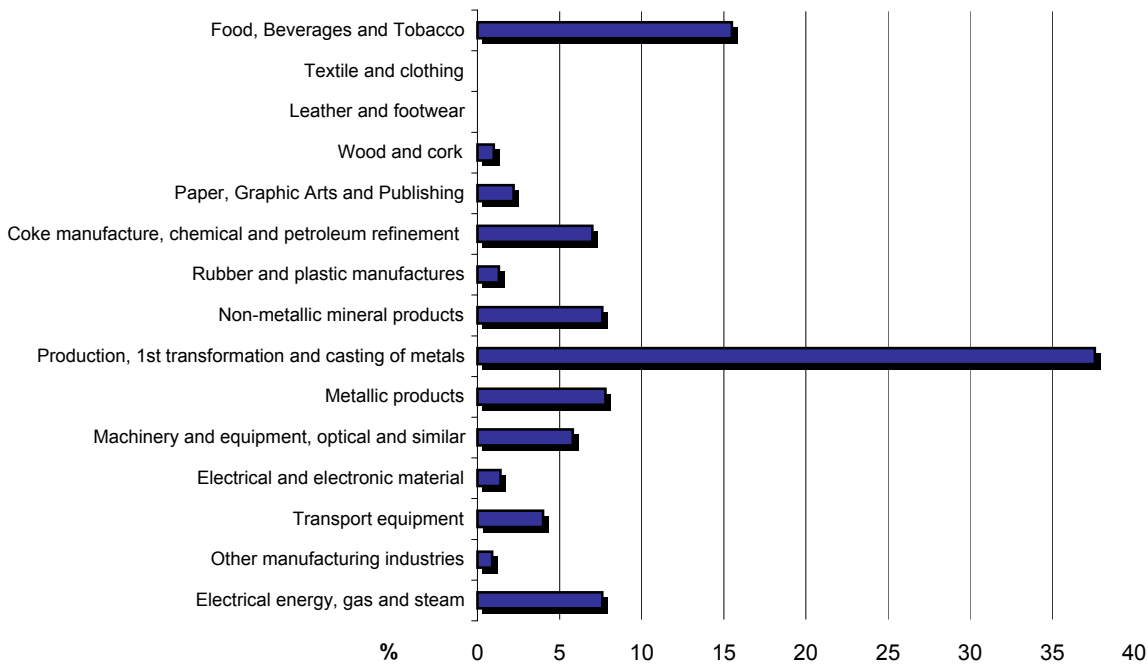
Aragón

NACE		Thousands of€	%
	TOTAL	16.676.775	100,0
15-16	Food, Beverages and Tobacco	2.197.853	13,2
17-18	Textile and clothing	218.674	1,3
19	Leather and footwear	103.283	0,6
20	Wood and cork	189.486	1,1
21-22	Paper, Graphic Arts and Publishing	1.083.240	6,5
23-24	Coke manufacture, chemical and petroleum refinement	910.542	5,5
25	Rubber and plastic manufactures	513.890	3,1
26	Non-metallic mineral products	721.032	4,3
27	Production, 1st transformation and casting of metals	623.856	3,7
28	Metallic products	918.989	5,5
29-30-33	Machinery and equipment, optical and similar	1.732.033	10,4
31-32	Electrical and electronic material	1.044.525	6,3
34-35	Transport equipment	5.121.384	30,7
36	Other manufacturing industries	785.521	4,7
40	Electrical energy, gas and steam	512.467	3,1



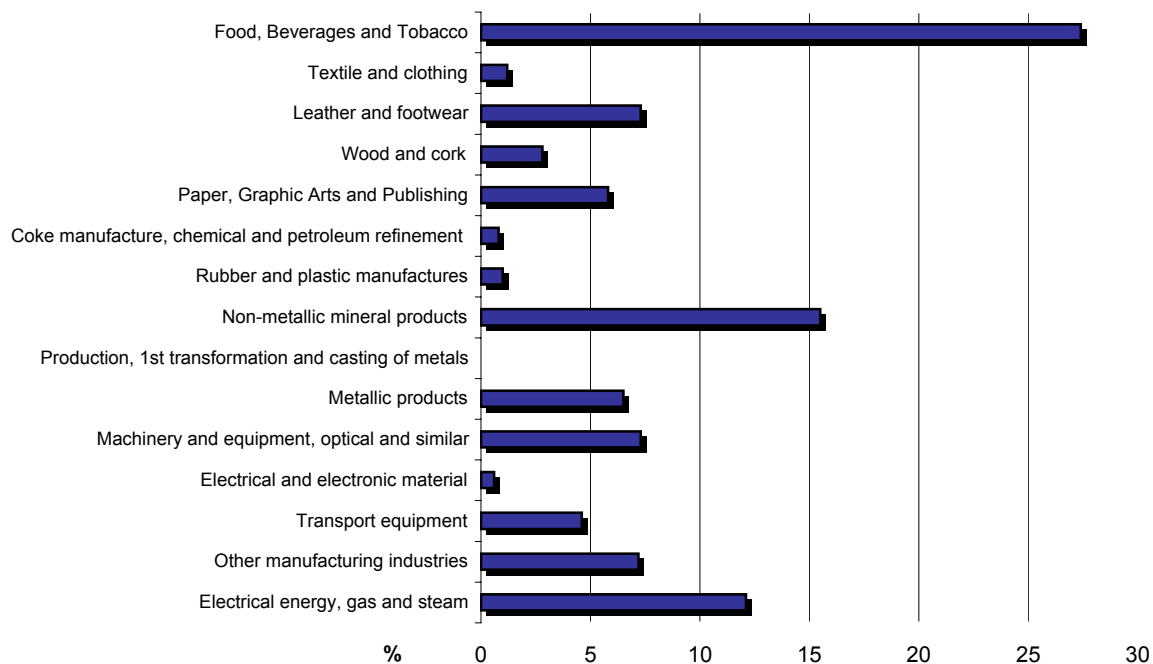
Asturias (Principado de)

NACE		Thousands of€	%
	TOTAL	8.252.704	100,0
15-16	Food, Beverages and Tobacco	1.281.116	15,5
17-18	Textile and clothing	---	---
19	Leather and footwear	---	---
20	Wood and cork	86.519	1,0
21-22	Paper, Graphic Arts and Publishing	185.665	2,2
23-24	Coke manufacture, chemical and petroleum refinement	577.958	7,0
25	Rubber and plastic manufactures	104.248	1,3
26	Non-metallic mineral products	623.201	7,6
27	Production, 1st transformation and casting of metals	3.100.315	37,6
28	Metallic products	645.996	7,8
29-30-33	Machinery and equipment, optical and similar	476.366	5,8
31-32	Electrical and electronic material	112.305	1,4
34-35	Transport equipment	330.925	4,0
36	Other manufacturing industries	75.097	0,9
40	Electrical energy, gas and steam	629.299	7,6



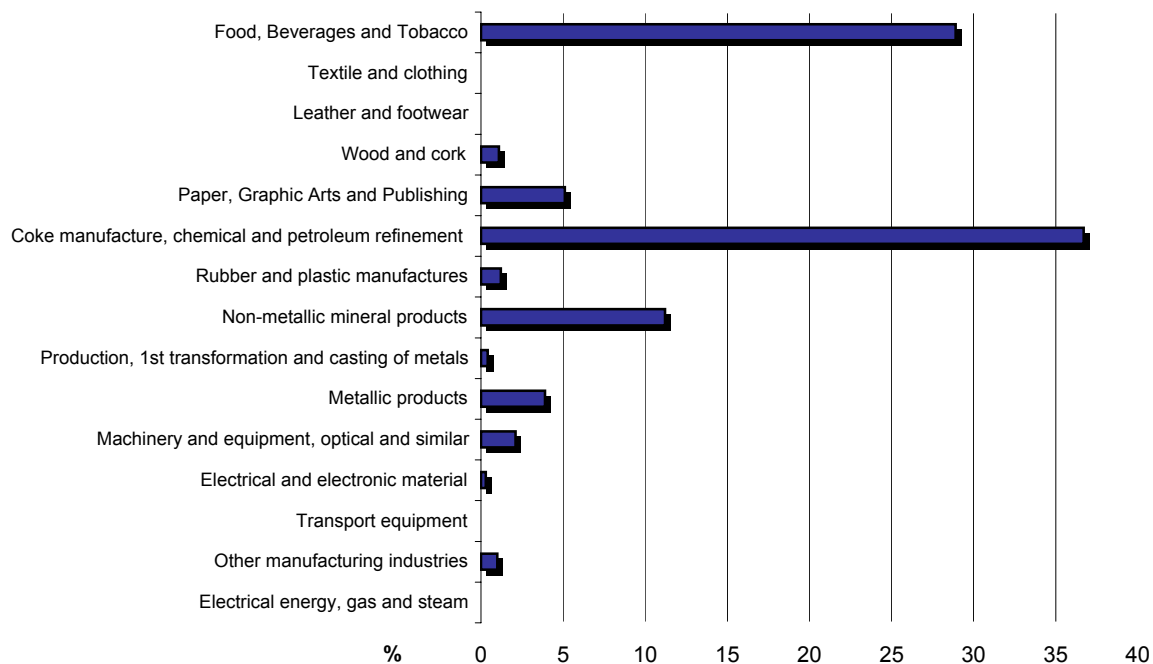
Balears (Illes)

NACE		Thousands of€	%
	TOTAL	1.720.196	100,0
15-16	Food, Beverages and Tobacco	472.174	27,4
17-18	Textile and clothing	21.079	1,2
19	Leather and footwear	124.943	7,3
20	Wood and cork	47.562	2,8
21-22	Paper, Graphic Arts and Publishing	99.260	5,8
23-24	Coke manufacture, chemical and petroleum refinement	13.610	0,8
25	Rubber and plastic manufactures	16.922	1,0
26	Non-metallic mineral products	266.982	15,5
27	Production, 1st transformation and casting of metals	215	0,0
28	Metallic products	111.931	6,5
29-30-33	Machinery and equipment, optical and similar	125.201	7,3
31-32	Electrical and electronic material	10.532	0,6
34-35	Transport equipment	78.316	4,6
36	Other manufacturing industries	123.337	7,2
40	Electrical energy, gas and steam	208.131	12,1



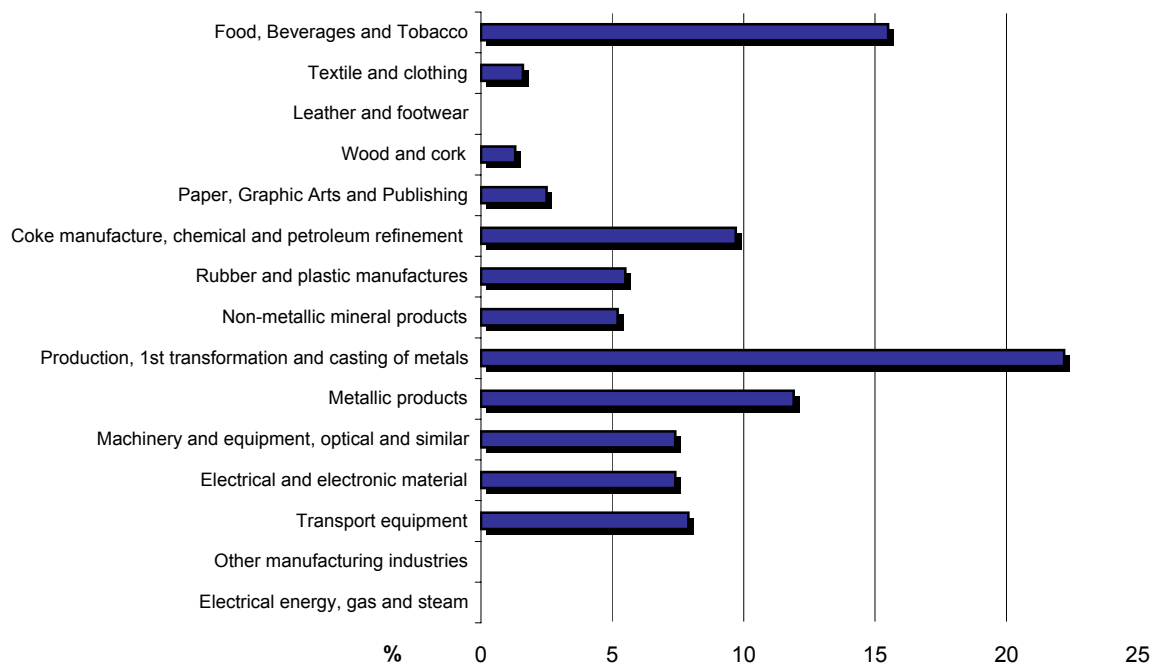
Canarias

NACE		Thousands of€	%
	TOTAL	4.543.486	100,0
15-16	Food, Beverages and Tobacco	1.313.640	28,9
17-18	Textile and clothing	---	---
19	Leather and footwear	0	0,0
20	Wood and cork	52.111	1,1
21-22	Paper, Graphic Arts and Publishing	229.944	5,1
23-24	Coke manufacture, chemical and petroleum refinement	1.667.418	36,7
25	Rubber and plastic manufactures	53.232	1,2
26	Non-metallic mineral products	510.080	11,2
27	Production, 1st transformation and casting of metals	16.423	0,4
28	Metallic products	176.390	3,9
29-30-33	Machinery and equipment, optical and similar	95.452	2,1
31-32	Electrical and electronic material	14.221	0,3
34-35	Transport equipment	---	---
36	Other manufacturing industries	45.805	1,0
40	Electrical energy, gas and steam	---	---



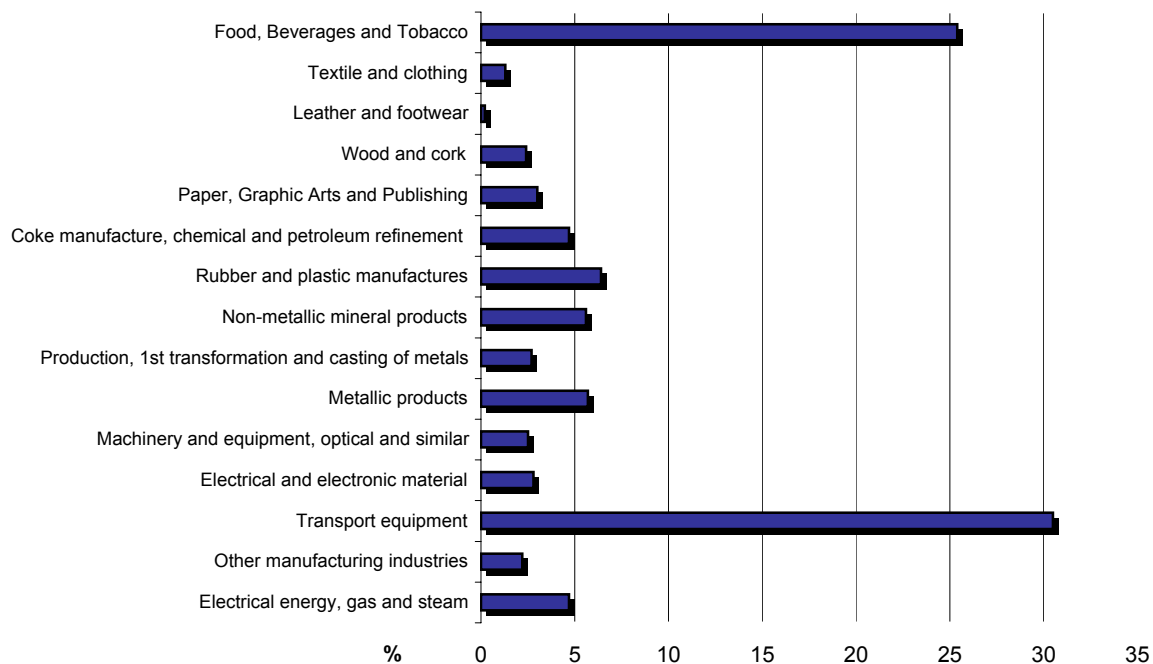
Cantabria

NACE		Thousands of€	%
	TOTAL	4.838.441	100,0
15-16	Food, Beverages and Tobacco	748.692	15,5
17-18	Textile and clothing	78.295	1,6
19	Leather and footwear	---	---
20	Wood and cork	61.727	1,3
21-22	Paper, Graphic Arts and Publishing	120.703	2,5
23-24	Coke manufacture, chemical and petroleum refinement	467.204	9,7
25	Rubber and plastic manufactures	268.233	5,5
26	Non-metallic mineral products	251.497	5,2
27	Production, 1st transformation and casting of metals	1.074.283	22,2
28	Metallic products	573.589	11,9
29-30-33	Machinery and equipment, optical and similar	359.240	7,4
31-32	Electrical and electronic material	357.845	7,4
34-35	Transport equipment	383.934	7,9
36	Other manufacturing industries	---	---
40	Electrical energy, gas and steam	---	---



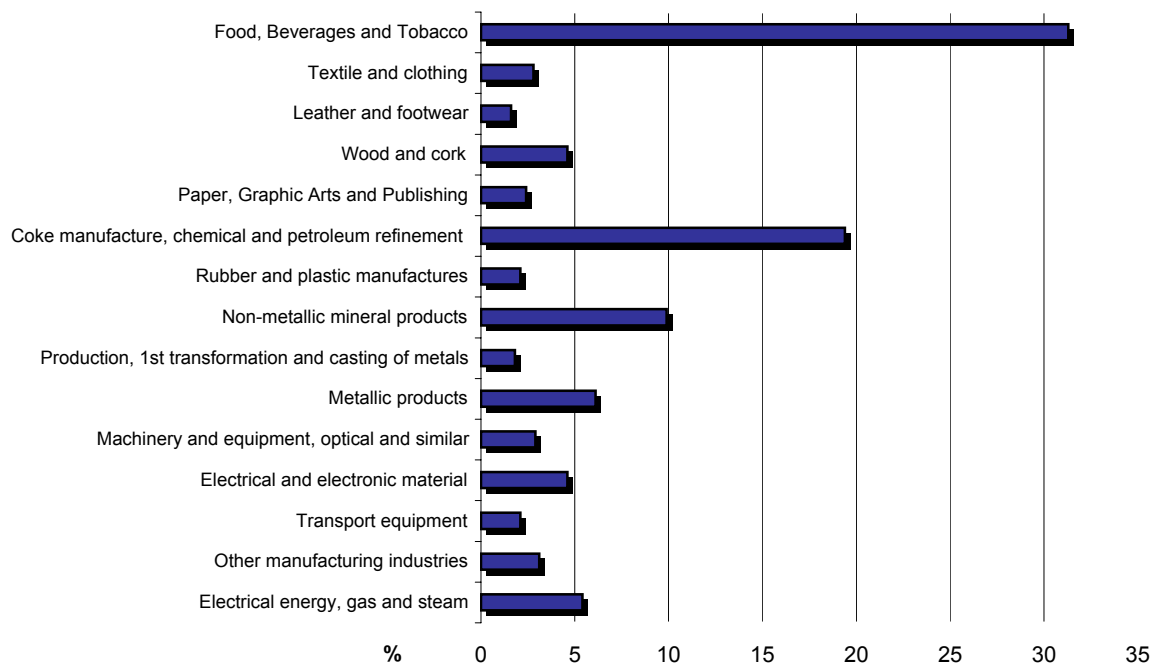
Castilla y León

NACE		Thousands of€	%
	TOTAL	25.028.977	100,0
15-16	Food, Beverages and Tobacco	6.366.773	25,4
17-18	Textile and clothing	327.344	1,3
19	Leather and footwear	41.090	0,2
20	Wood and cork	591.372	2,4
21-22	Paper, Graphic Arts and Publishing	762.557	3,0
23-24	Coke manufacture, chemical and petroleum refinemeni	1.166.627	4,7
25	Rubber and plastic manufactures	1.609.337	6,4
26	Non-metallic mineral products	1.394.233	5,6
27	Production, 1st transformation and casting of metals	666.353	2,7
28	Metallic products	1.425.709	5,7
29-30-33	Machinery and equipment, optical and similar	620.807	2,5
31-32	Electrical and electronic material	703.350	2,8
34-35	Transport equipment	7.627.728	30,5
36	Other manufacturing industries	557.940	2,2
40	Electrical energy, gas and steam	1.167.758	4,7



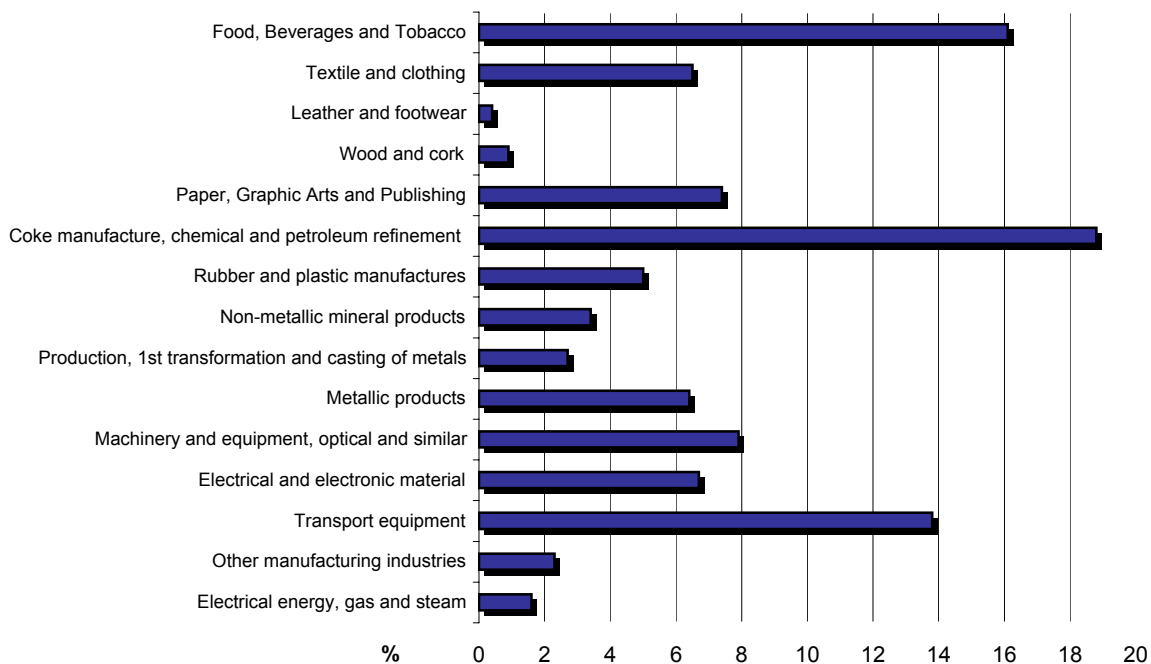
Castilla-La Mancha

NACE		Thousands of€	%
	TOTAL	14.853.742	100,0
15-16	Food, Beverages and Tobacco	4.649.723	31,3
17-18	Textile and clothing	413.772	2,8
19	Leather and footwear	239.145	1,6
20	Wood and cork	679.565	4,6
21-22	Paper, Graphic Arts and Publishing	358.848	2,4
23-24	Coke manufacture, chemical and petroleum refinement	2.876.624	19,4
25	Rubber and plastic manufactures	310.673	2,1
26	Non-metallic mineral products	1.468.165	9,9
27	Production, 1st transformation and casting of metals	268.947	1,8
28	Metallic products	909.040	6,1
29-30-33	Machinery and equipment, optical and similar	436.296	2,9
31-32	Electrical and electronic material	681.703	4,6
34-35	Transport equipment	309.378	2,1
36	Other manufacturing industries	454.816	3,1
40	Electrical energy, gas and steam	797.047	5,4



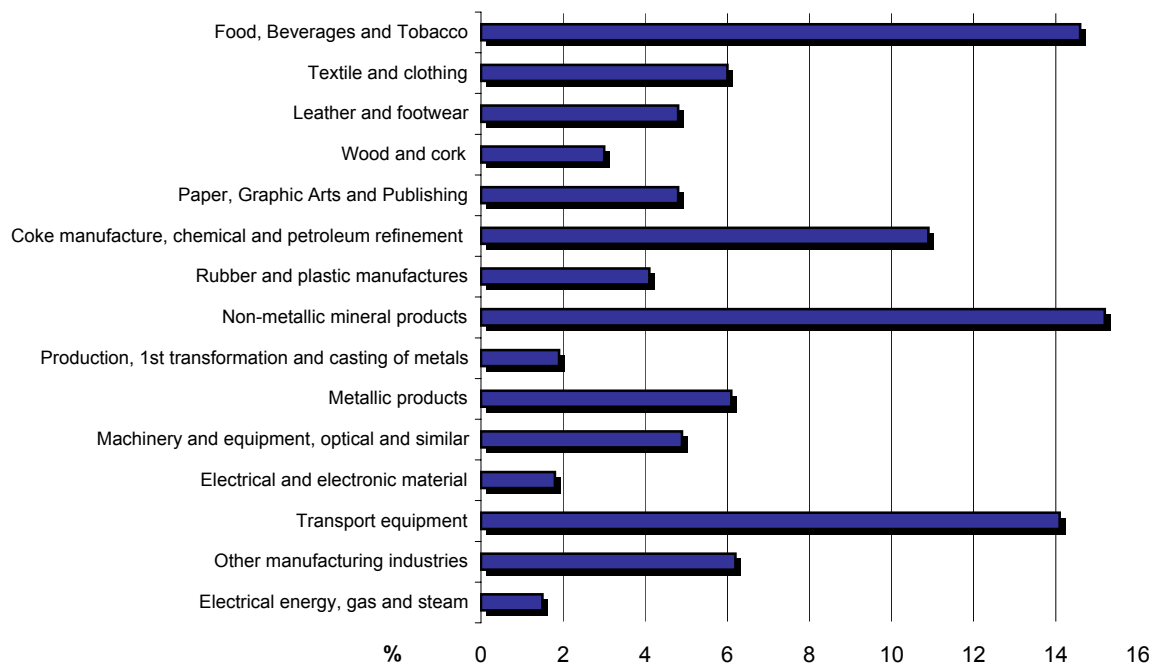
Cataluña

NACE		Thousands of€	%
	TOTAL	86.904.854	100,0
15-16	Food, Beverages and Tobacco	14.034.567	16,1
17-18	Textile and clothing	5.660.646	6,5
19	Leather and footwear	335.119	0,4
20	Wood and cork	813.413	0,9
21-22	Paper, Graphic Arts and Publishing	6.395.124	7,4
23-24	Coke manufacture, chemical and petroleum refinement	16.327.353	18,8
25	Rubber and plastic manufactures	4.322.781	5,0
26	Non-metallic mineral products	2.982.928	3,4
27	Production, 1st transformation and casting of metals	2.375.351	2,7
28	Metallic products	5.577.639	6,4
29-30-33	Machinery and equipment, optical and similar	6.850.190	7,9
31-32	Electrical and electronic material	5.802.218	6,7
34-35	Transport equipment	12.033.993	13,8
36	Other manufacturing industries	2.015.881	2,3
40	Electrical energy, gas and steam	1.377.650	1,6



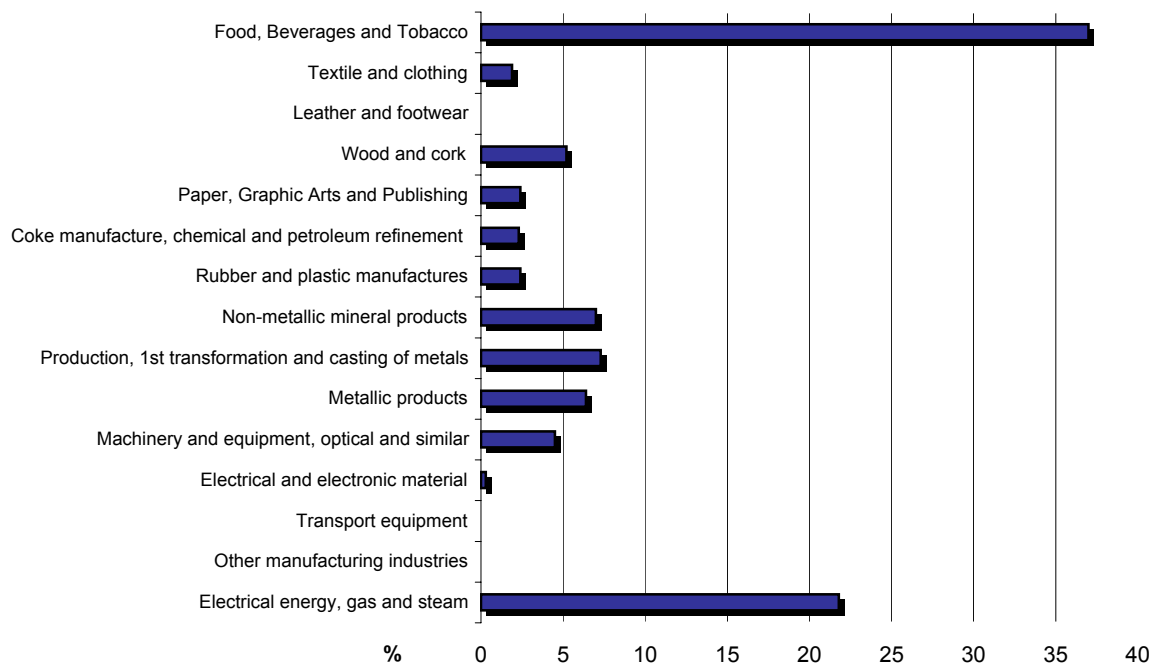
Comunidad Valenciana

NACE		Thousands of€	%
	TOTAL	38.717.967	100,0
15-16	Food, Beverages and Tobacco	5.668.939	14,6
17-18	Textile and clothing	2.320.381	6,0
19	Leather and footwear	1.853.550	4,8
20	Wood and cork	1.172.112	3,0
21-22	Paper, Graphic Arts and Publishing	1.855.263	4,8
23-24	Coke manufacture, chemical and petroleum refinement	4.230.138	10,9
25	Rubber and plastic manufactures	1.582.805	4,1
26	Non-metallic mineral products	5.867.554	15,2
27	Production, 1st transformation and casting of metals	750.054	1,9
28	Metallic products	2.368.338	6,1
29-30-33	Machinery and equipment, optical and similar	1.878.965	4,9
31-32	Electrical and electronic material	692.774	1,8
34-35	Transport equipment	5.469.147	14,1
36	Other manufacturing industries	2.415.189	6,2
40	Electrical energy, gas and steam	592.759	1,5



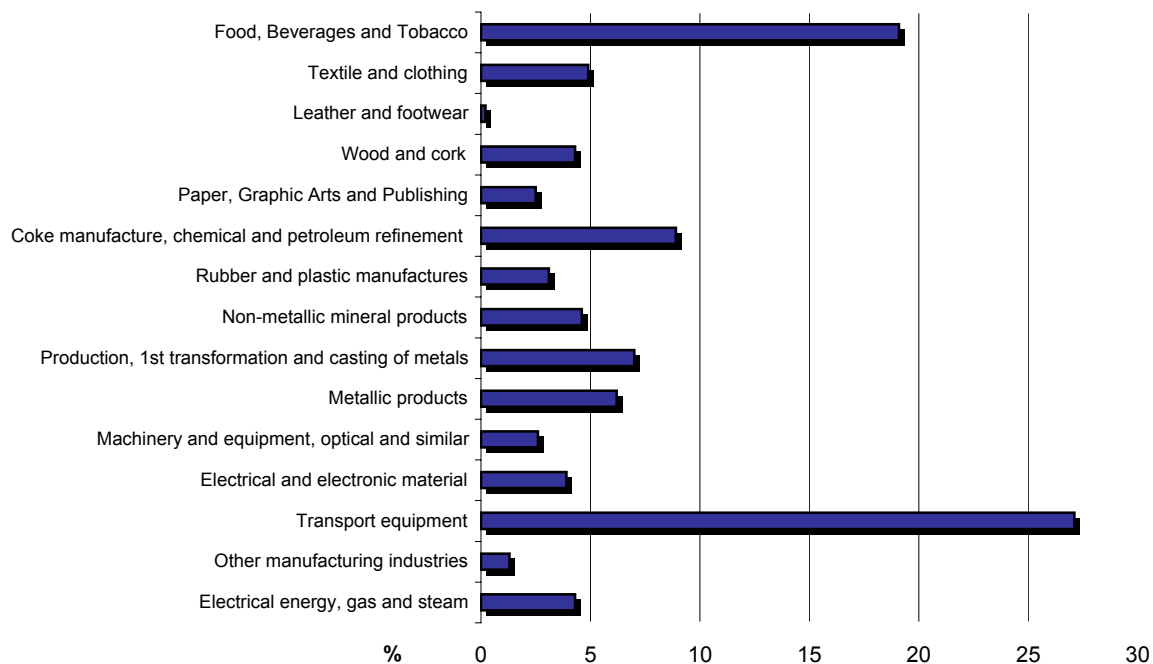
Extremadura

NACE		Thousands of€	%
	TOTAL	2.942.402	100,0
15-16	Food, Beverages and Tobacco	1.088.959	37,0
17-18	Textile and clothing	54.780	1,9
19	Leather and footwear	---	---
20	Wood and cork	154.291	5,2
21-22	Paper, Graphic Arts and Publishing	71.941	2,4
23-24	Coke manufacture, chemical and petroleum refinement	68.898	2,3
25	Rubber and plastic manufactures	71.511	2,4
26	Non-metallic mineral products	205.647	7,0
27	Production, 1st transformation and casting of metals	213.740	7,3
28	Metallic products	188.890	6,4
29-30-33	Machinery and equipment, optical and similar	133.826	4,5
31-32	Electrical and electronic material	9.691	0,3
34-35	Transport equipment	---	---
36	Other manufacturing industries	---	---
40	Electrical energy, gas and steam	639.989	21,8



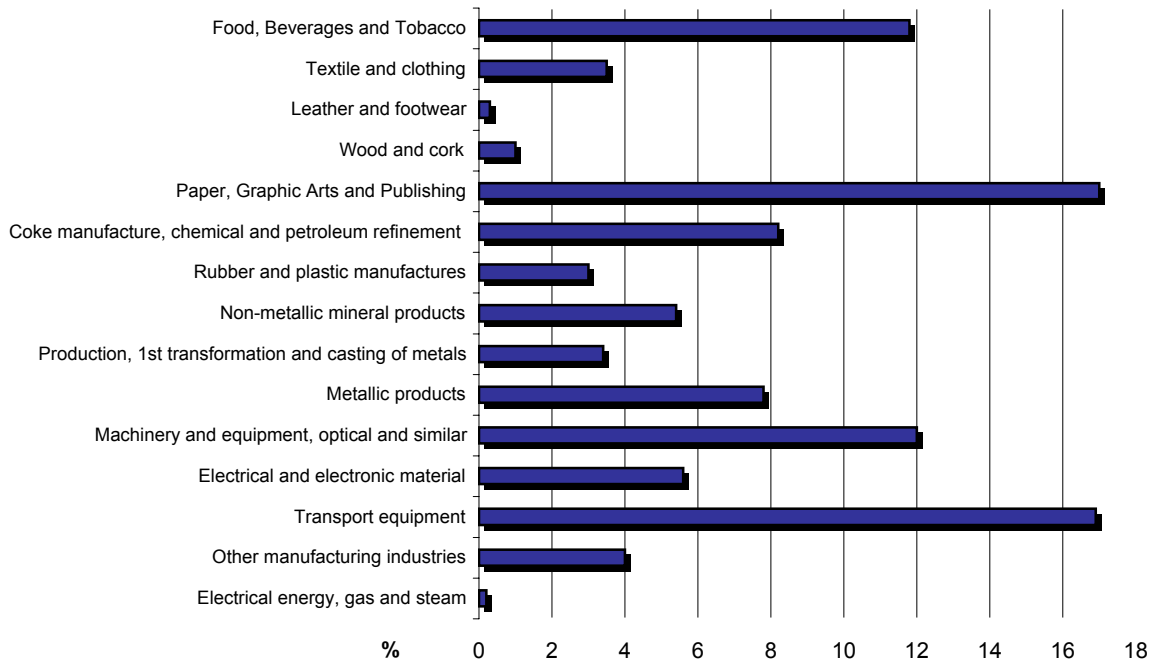
Galicia

NACE		Thousands of€	%
	TOTAL	23.157.125	100,0
15-16	Food, Beverages and Tobacco	4.422.645	19,1
17-18	Textile and clothing	1.133.847	4,9
19	Leather and footwear	35.823	0,2
20	Wood and cork	1.006.908	4,3
21-22	Paper, Graphic Arts and Publishing	569.687	2,5
23-24	Coke manufacture, chemical and petroleum refinement	2.065.187	8,9
25	Rubber and plastic manufactures	710.880	3,1
26	Non-metallic mineral products	1.062.548	4,6
27	Production, 1st transformation and casting of metals	1.620.321	7,0
28	Metallic products	1.437.643	6,2
29-30-33	Machinery and equipment, optical and similar	608.053	2,6
31-32	Electrical and electronic material	900.641	3,9
34-35	Transport equipment	6.269.270	27,1
36	Other manufacturing industries	307.125	1,3
40	Electrical energy, gas and steam	1.006.547	4,3



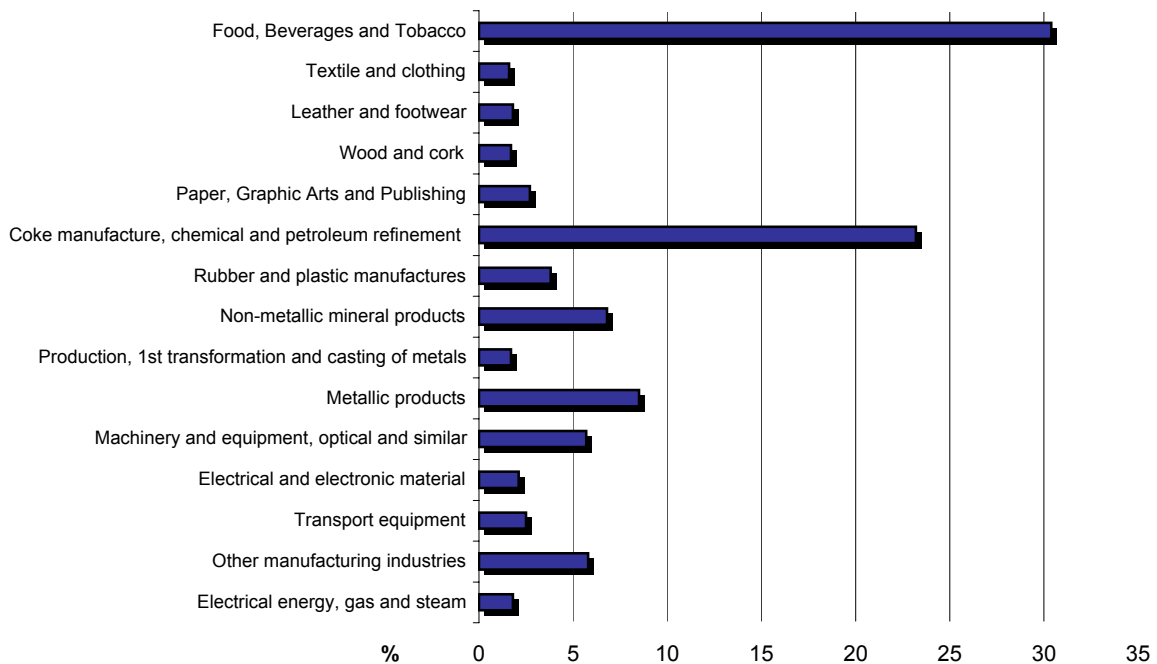
Madrid (Comunidad de)

NACE		Thousands of€	%
	TOTAL	30.072.164	100,0
15-16	Food, Beverages and Tobacco	3.546.171	11,8
17-18	Textile and clothing	1.053.100	3,5
19	Leather and footwear	79.007	0,3
20	Wood and cork	290.196	1,0
21-22	Paper, Graphic Arts and Publishing	5.121.180	17,0
23-24	Coke manufacture, chemical and petroleum refinement	2.479.836	8,2
25	Rubber and plastic manufactures	895.566	3,0
26	Non-metallic mineral products	1.612.670	5,4
27	Production, 1st transformation and casting of metals	1.011.108	3,4
28	Metallic products	2.351.009	7,8
29-30-33	Machinery and equipment, optical and similar	3.599.225	12,0
31-32	Electrical and electronic material	1.697.575	5,6
34-35	Transport equipment	5.082.102	16,9
36	Other manufacturing industries	1.198.368	4,0
40	Electrical energy, gas and steam	55.051	0,2



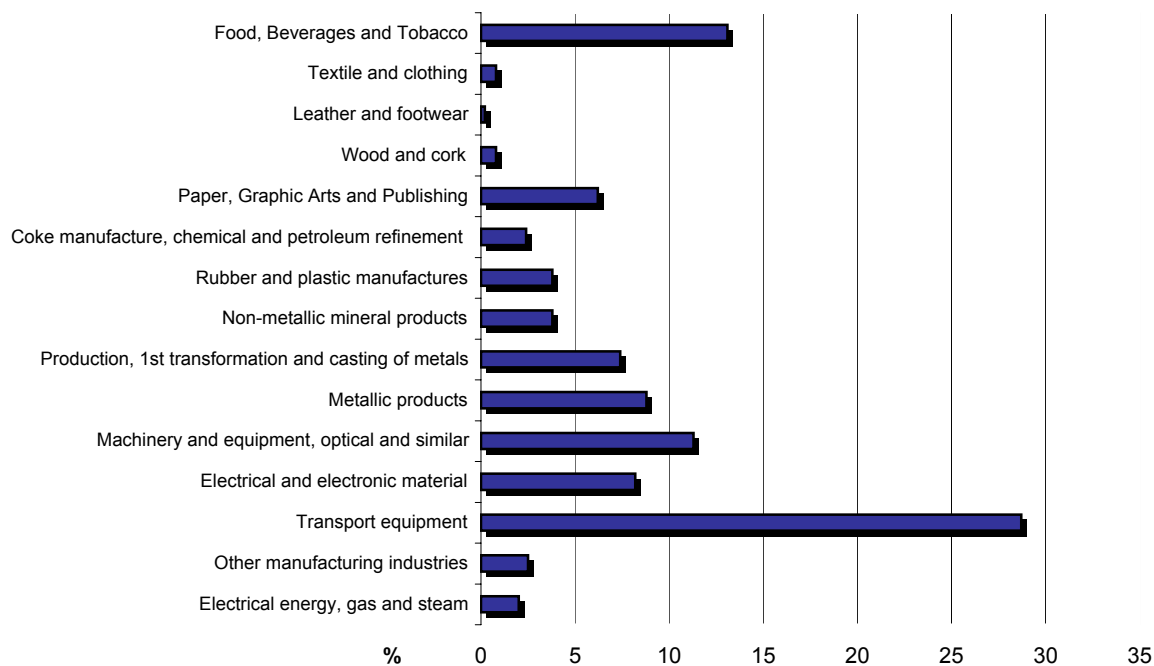
Murcia (Región de)

NACE		Thousands of€	%
	TOTAL	8.822.722	100,0
15-16	Food, Beverages and Tobacco	2.684.269	30,4
17-18	Textile and clothing	143.109	1,6
19	Leather and footwear	160.210	1,8
20	Wood and cork	148.067	1,7
21-22	Paper, Graphic Arts and Publishing	234.505	2,7
23-24	Coke manufacture, chemical and petroleum refinement	2.051.209	23,2
25	Rubber and plastic manufactures	333.464	3,8
26	Non-metallic mineral products	597.940	6,8
27	Production, 1st transformation and casting of metals	148.386	1,7
28	Metallic products	746.153	8,5
29-30-33	Machinery and equipment, optical and similar	502.356	5,7
31-32	Electrical and electronic material	186.485	2,1
34-35	Transport equipment	217.843	2,5
36	Other manufacturing industries	508.898	5,8
40	Electrical energy, gas and steam	159.829	1,8



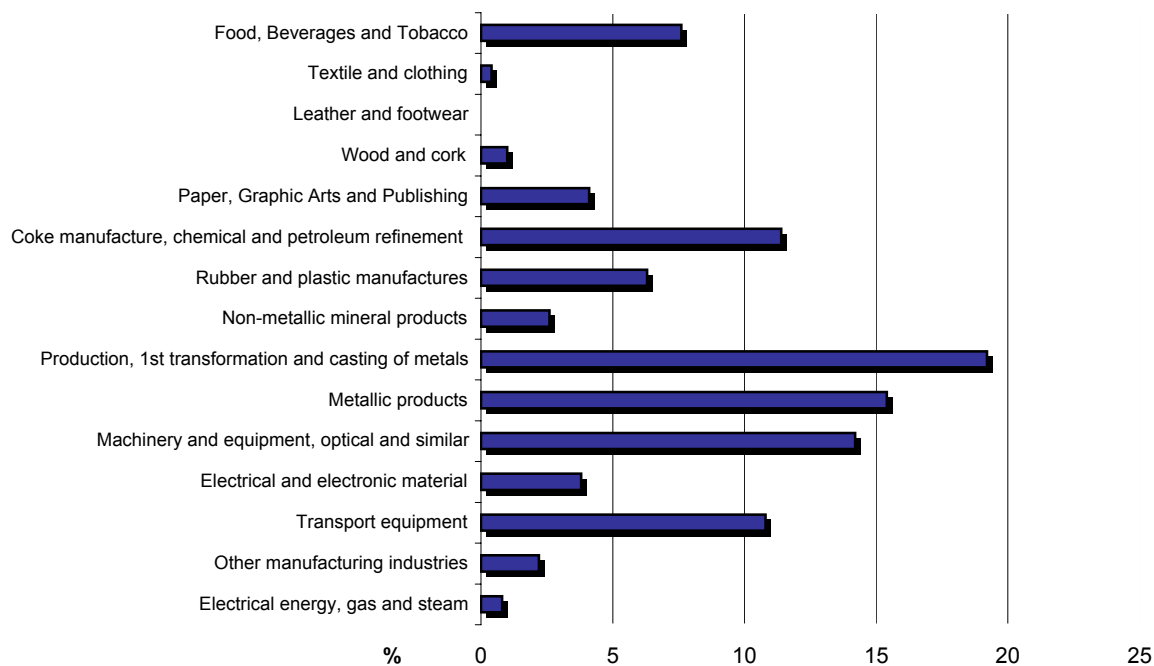
Navarra

NACE		Thousands of€	%
	TOTAL	13.010.409	100,0
15-16	Food, Beverages and Tobacco	1.703.289	13,1
17-18	Textile and clothing	99.721	0,8
19	Leather and footwear	30.232	0,2
20	Wood and cork	108.026	0,8
21-22	Paper, Graphic Arts and Publishing	804.295	6,2
23-24	Coke manufacture, chemical and petroleum refinement	310.111	2,4
25	Rubber and plastic manufactures	496.522	3,8
26	Non-metallic mineral products	495.188	3,8
27	Production, 1st transformation and casting of metals	969.197	7,4
28	Metallic products	1.139.939	8,8
29-30-33	Machinery and equipment, optical and similar	1.475.518	11,3
31-32	Electrical and electronic material	1.065.263	8,2
34-35	Transport equipment	3.729.142	28,7
36	Other manufacturing industries	319.044	2,5
40	Electrical energy, gas and steam	264.922	2,0



País Vasco

NACE		Thousands of€	%
	TOTAL	35.177.355	100,0
15-16	Food, Beverages and Tobacco	2.688.428	7,6
17-18	Textile and clothing	137.447	0,4
19	Leather and footwear	15.370	0,0
20	Wood and cork	366.688	1,0
21-22	Paper, Graphic Arts and Publishing	1.455.298	4,1
23-24	Coke manufacture, chemical and petroleum refinement	4.018.519	11,4
25	Rubber and plastic manufactures	2.198.959	6,3
26	Non-metallic mineral products	926.083	2,6
27	Production, 1st transformation and casting of metals	6.763.955	19,2
28	Metallic products	5.408.024	15,4
29-30-33	Machinery and equipment, optical and similar	5.005.858	14,2
31-32	Electrical and electronic material	1.325.142	3,8
34-35	Transport equipment	3.812.201	10,8
36	Other manufacturing industries	781.065	2,2
40	Electrical energy, gas and steam	274.317	0,8



Rioja (La)

NACE		Thousands of€	%
	TOTAL	3.919.040	100,0
15-16	Food, Beverages and Tobacco	1.791.698	45,7
17-18	Textile and clothing	67.592	1,7
19	Leather and footwear	264.529	6,7
20	Wood and cork	124.125	3,2
21-22	Paper, Graphic Arts and Publishing	101.570	2,6
23-24	Coke manufacture, chemical and petroleum refinement	97.234	2,5
25	Rubber and plastic manufactures	272.368	6,9
26	Non-metallic mineral products	216.748	5,5
27	Production, 1st transformation and casting of metals	71.278	1,8
28	Metallic products	389.838	9,9
29-30-33	Machinery and equipment, optical and similar	169.354	4,3
31-32	Electrical and electronic material	16.260	0,4
34-35	Transport equipment	143.624	3,7
36	Other manufacturing industries	156.854	4,0
40	Electrical energy, gas and steam	35.967	0,9

