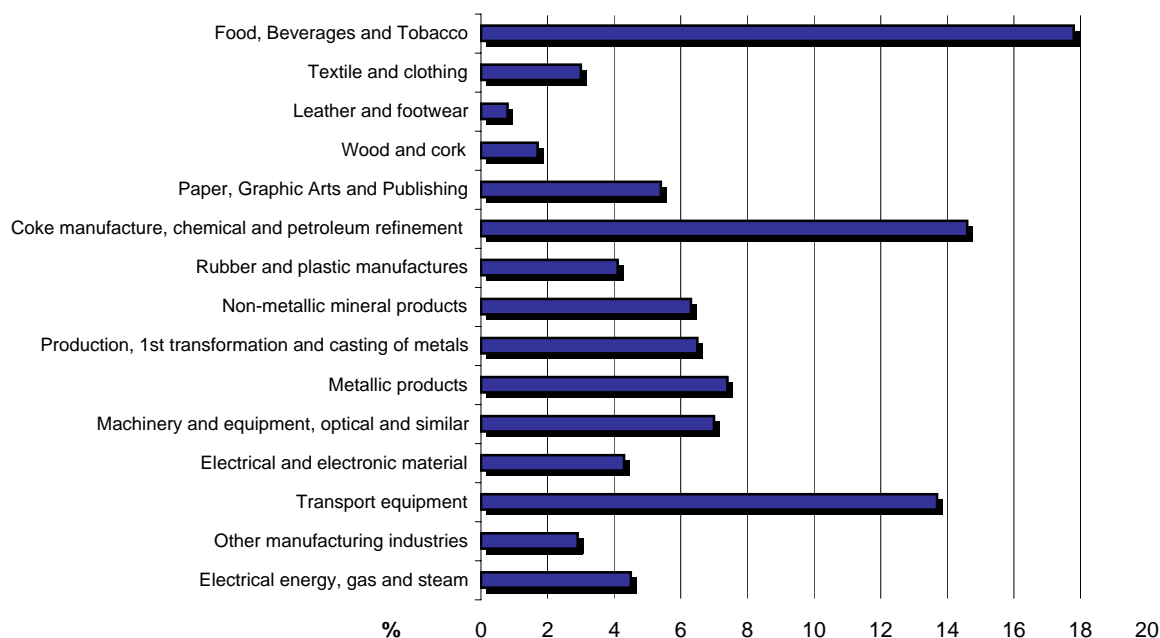


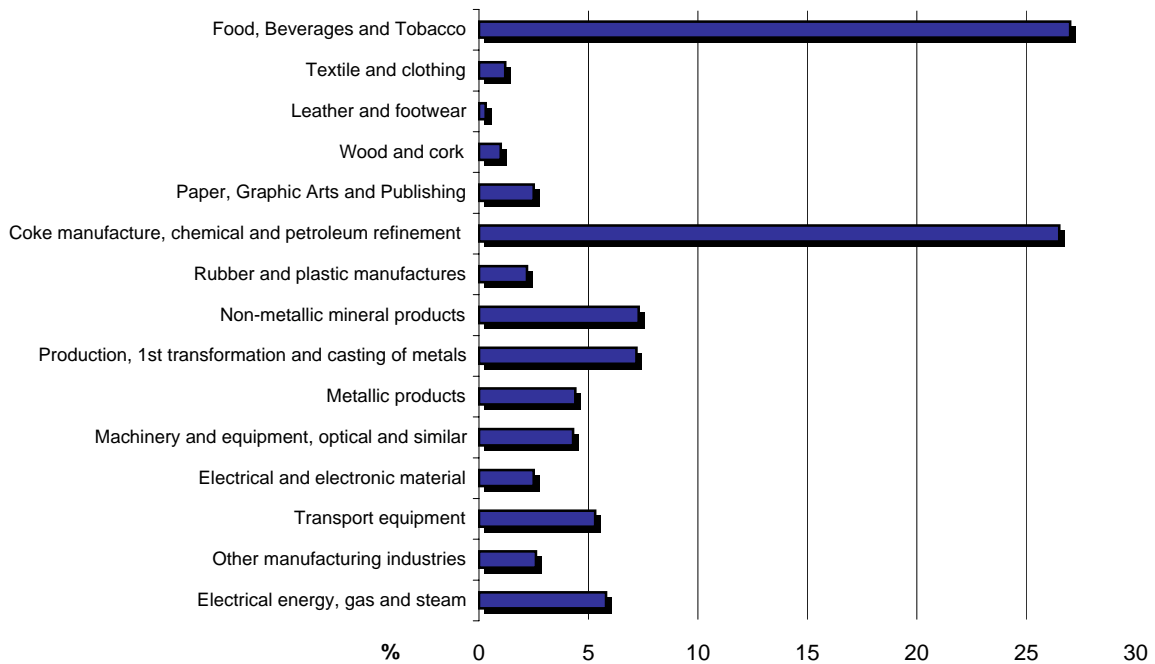
## National Total. Year 2005

NACE		Thousands of €	%
	<b>TOTAL</b>	<b>380,791,070</b>	<b>100,0</b>
15-16	Food, Beverages and Tobacco	67,750,635	17.8
17-18	Textile and clothing	11,385,901	3.0
19	Leather and footwear	3,134,023	0.8
20	Wood and cork	6,549,054	1.7
21-22	Paper, Graphic Arts and Publishing	20,764,943	5.4
23-24	Coke manufacture, chemical and petroleum refinement	55,623,966	14.6
25	Rubber and plastic manufactures	15,472,211	4.1
26	Non-metallic mineral products	24,004,189	6.3
27	Production, 1st transformation and casting of metals	24,646,724	6.5
28	Metallic products	28,205,413	7.4
29-30-33	Machinery and equipment, optical and similar	26,615,675	7.0
31-32	Electrical and electronic material	16,432,548	4.3
34-35	Transport equipment	52,170,977	13.7
36	Other manufacturing industries	11,040,471	2.9
40	Electrical energy, gas and steam	16,994,339	4.5



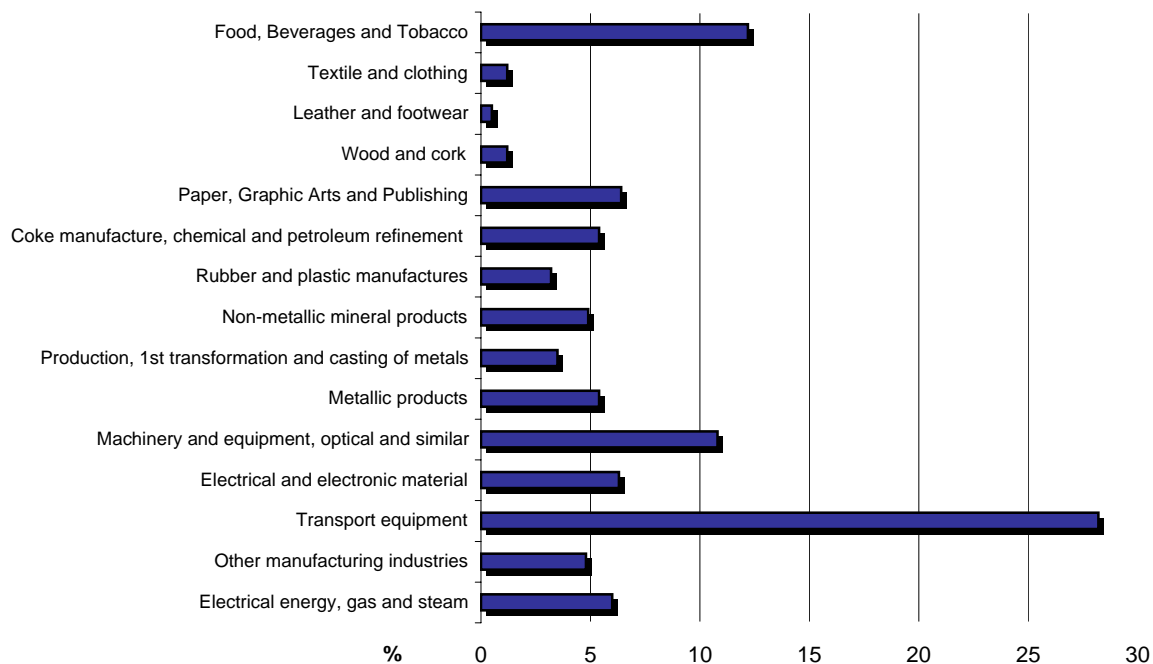
## Andalucía

NACE		Thousands of €	%
	<b>TOTAL</b>	<b>41,769,288</b>	<b>100,0</b>
15-16	Food, Beverages and Tobacco	11,266,645	27.0
17-18	Textile and clothing	520,306	1.2
19	Leather and footwear	122,954	0.3
20	Wood and cork	408,691	1.0
21-22	Paper, Graphic Arts and Publishing	1,027,009	2.5
23-24	Coke manufacture, chemical and petroleum refinement	11,068,156	26.5
25	Rubber and plastic manufactures	901,096	2.2
26	Non-metallic mineral products	3,042,925	7.3
27	Production, 1st transformation and casting of metals	3,023,736	7.2
28	Metallic products	1,829,956	4.4
29-30-33	Machinery and equipment, optical and similar	1,796,815	4.3
31-32	Electrical and electronic material	1,040,370	2.5
34-35	Transport equipment	2,231,131	5.3
36	Other manufacturing industries	1,075,476	2.6
40	Electrical energy, gas and steam	2,414,022	5.8



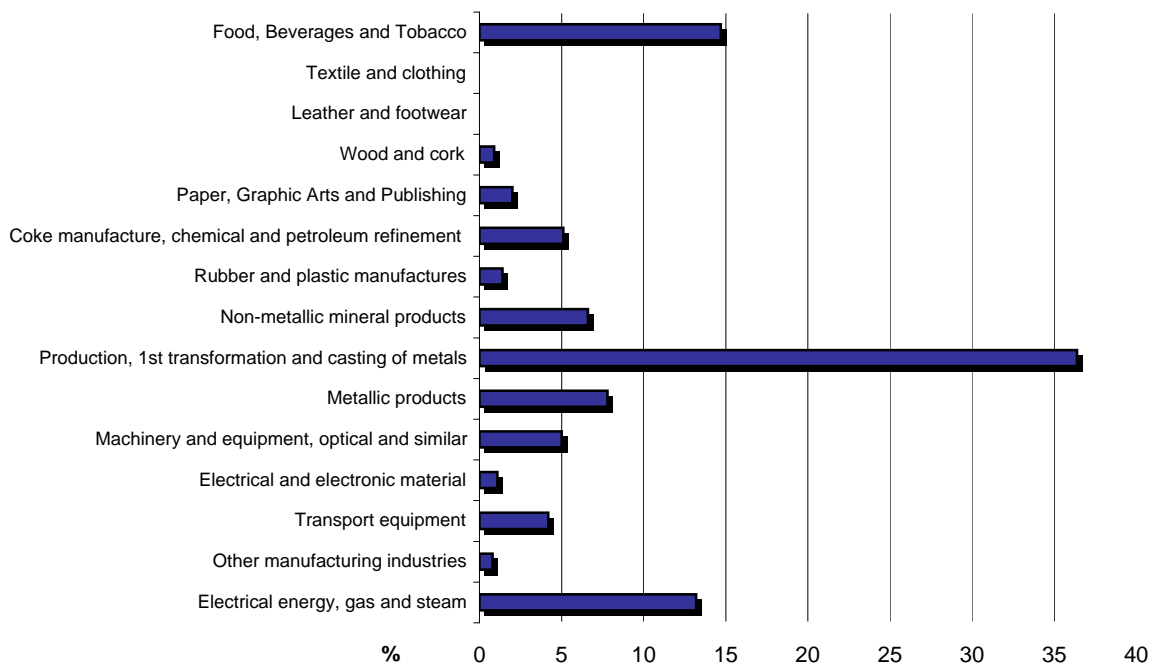
## Aragón

NACE		Thousands of €	%
	<b>TOTAL</b>	<b>17,421,437</b>	<b>100,0</b>
15-16	Food, Beverages and Tobacco	2.129.734	12.2
17-18	Textile and clothing	202.335	1.2
19	Leather and footwear	95.261	0.5
20	Wood and cork	204.028	1.2
21-22	Paper, Graphic Arts and Publishing	1.111.316	6.4
23-24	Coke manufacture, chemical and petroleum refinement	946.375	5.4
25	Rubber and plastic manufactures	553.763	3.2
26	Non-metallic mineral products	845.984	4.9
27	Production, 1st transformation and casting of metals	602.672	3.5
28	Metallic products	946.962	5.4
29-30-33	Machinery and equipment, optical and similar	1.881.046	10.8
31-32	Electrical and electronic material	1.098.915	6.3
34-35	Transport equipment	4.922.133	28.2
36	Other manufacturing industries	843.119	4.8
40	Electrical energy, gas and steam	1.037.793	6.0



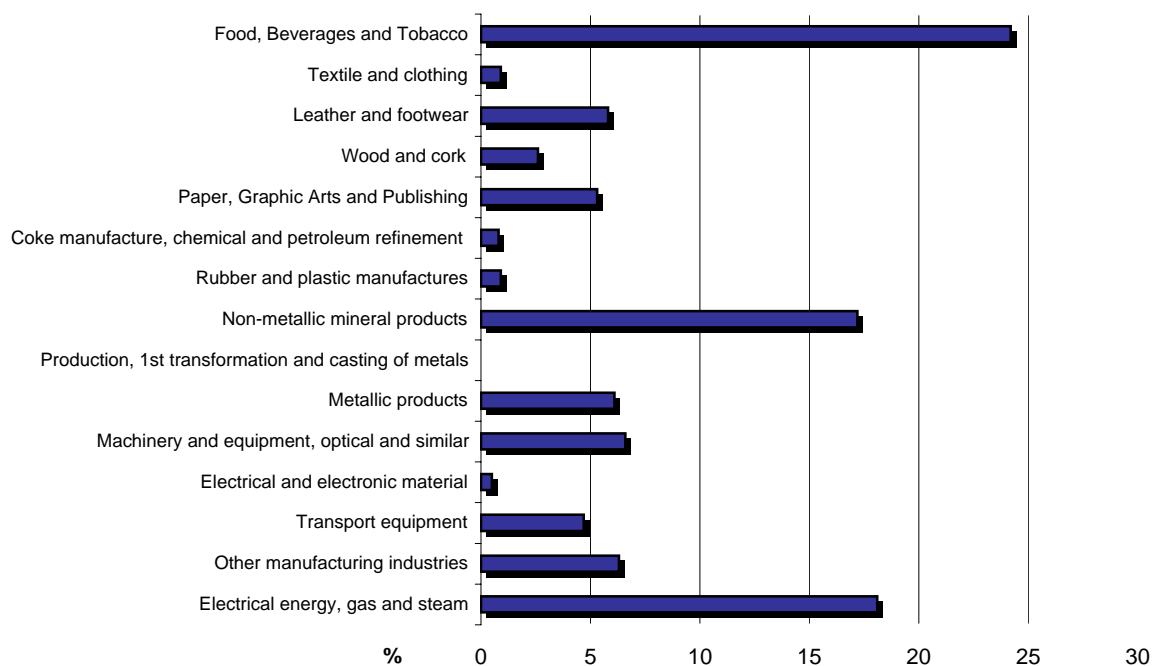
## Asturias (Principado de)

NACE		Thousands of €	%
	<b>TOTAL</b>	<b>9.645.853</b>	<b>100,0</b>
15-16	Food, Beverages and Tobacco	1.420.924	14.7
17-18	Textile and clothing	---	---
19	Leather and footwear	---	---
20	Wood and cork	87.313	0.9
21-22	Paper, Graphic Arts and Publishing	197.012	2.0
23-24	Coke manufacture, chemical and petroleum refinement	495.312	5.1
25	Rubber and plastic manufactures	134.534	1.4
26	Non-metallic mineral products	638.310	6.6
27	Production, 1st transformation and casting of metals	3.511.145	36.4
28	Metallic products	754.325	7.8
29-30-33	Machinery and equipment, optical and similar	480.250	5.0
31-32	Electrical and electronic material	110.085	1.1
34-35	Transport equipment	407.280	4.2
36	Other manufacturing industries	81.189	0.8
40	Electrical energy, gas and steam	1.274.809	13.2



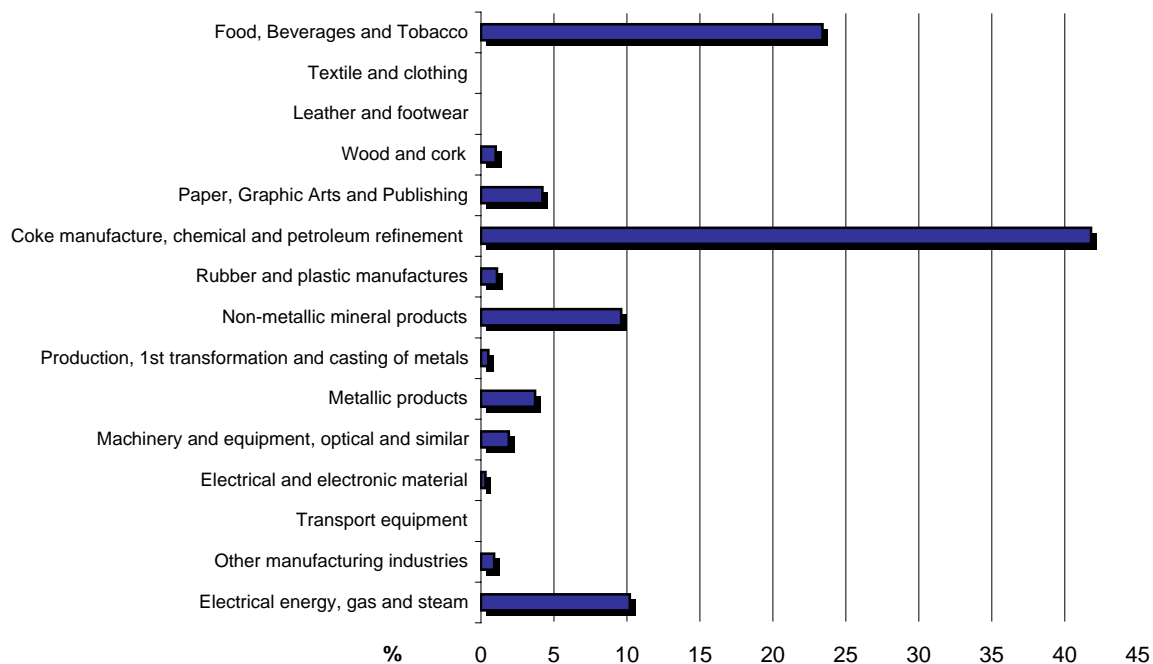
## Balears (Illes)

NACE		Thousands of €	%
	<b>TOTAL</b>	<b>2.015.123</b>	<b>100,0</b>
15-16	Food, Beverages and Tobacco	487.945	24.2
17-18	Textile and clothing	17.726	0.9
19	Leather and footwear	116.781	5.8
20	Wood and cork	52.656	2.6
21-22	Paper, Graphic Arts and Publishing	106.283	5.3
23-24	Coke manufacture, chemical and petroleum refinement	15.963	0.8
25	Rubber and plastic manufactures	17.799	0.9
26	Non-metallic mineral products	346.609	17.2
27	Production, 1st transformation and casting of metals	52	0.0
28	Metallic products	122.024	6.1
29-30-33	Machinery and equipment, optical and similar	133.233	6.6
31-32	Electrical and electronic material	10.138	0.5
34-35	Transport equipment	95.103	4.7
36	Other manufacturing industries	127.850	6.3
40	Electrical energy, gas and steam	364.960	18.1



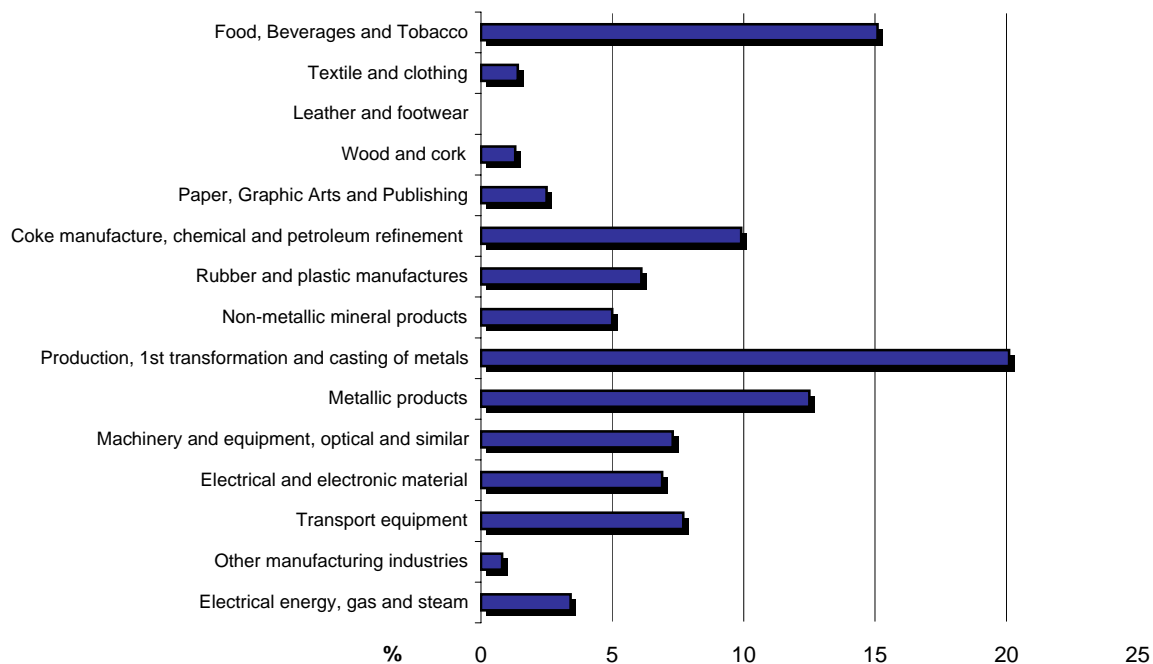
## Canarias

NACE		Thousands of €	%
	<b>TOTAL</b>	<b>5.586.170</b>	<b>100,0</b>
15-16	Food, Beverages and Tobacco	1.307.052	23.4
17-18	Textile and clothing	---	---
19	Leather and footwear	0	0.0
20	Wood and cork	55.347	1.0
21-22	Paper, Graphic Arts and Publishing	237.346	4.2
23-24	Coke manufacture, chemical and petroleum refinement	2.333.282	41.8
25	Rubber and plastic manufactures	62.186	1.1
26	Non-metallic mineral products	534.143	9.6
27	Production, 1st transformation and casting of metals	25.849	0.5
28	Metallic products	204.313	3.7
29-30-33	Machinery and equipment, optical and similar	108.020	1.9
31-32	Electrical and electronic material	18.880	0.3
34-35	Transport equipment	---	---
36	Other manufacturing industries	50.241	0.9
40	Electrical energy, gas and steam	567.382	10.2



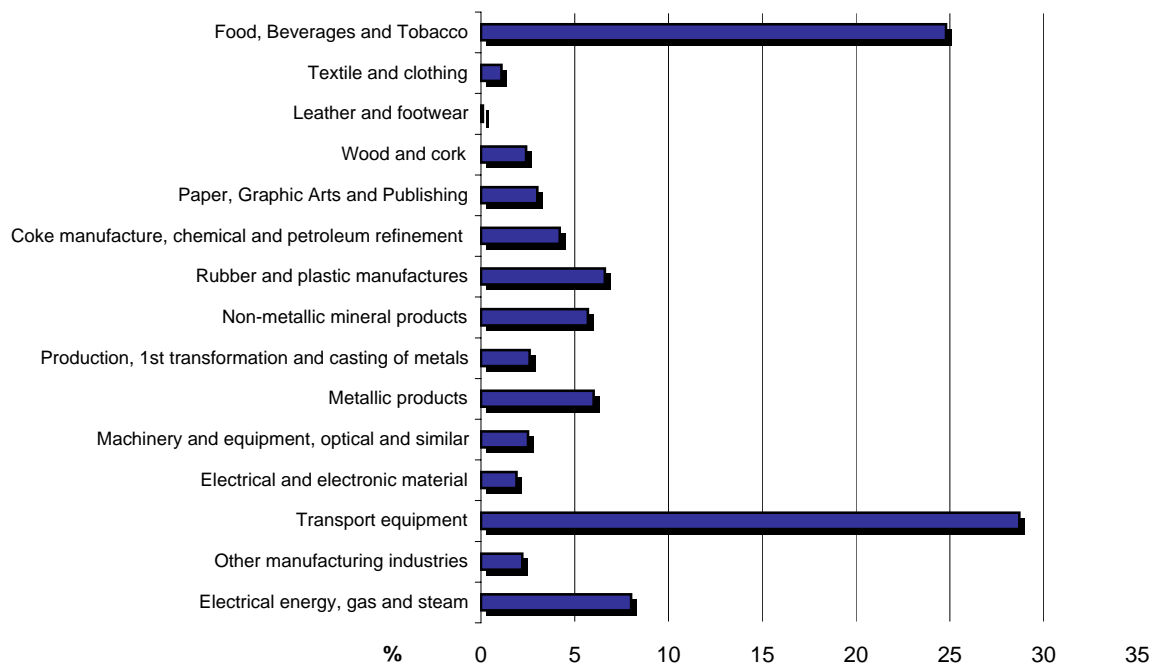
## Cantabria

NACE		Thousands of €	%
	<b>TOTAL</b>	<b>5.218.836</b>	<b>100,0</b>
15-16	Food, Beverages and Tobacco	790.272	15.1
17-18	Textile and clothing	74.723	1.4
19	Leather and footwear	0	0.0
20	Wood and cork	66.548	1.3
21-22	Paper, Graphic Arts and Publishing	130.514	2.5
23-24	Coke manufacture, chemical and petroleum refinement	517.835	9.9
25	Rubber and plastic manufactures	316.254	6.1
26	Non-metallic mineral products	261.008	5.0
27	Production, 1st transformation and casting of metals	1.046.735	20.1
28	Metallic products	653.086	12.5
29-30-33	Machinery and equipment, optical and similar	380.381	7.3
31-32	Electrical and electronic material	359.427	6.9
34-35	Transport equipment	404.515	7.7
36	Other manufacturing industries	39.403	0.8
40	Electrical energy, gas and steam	178.133	3.4



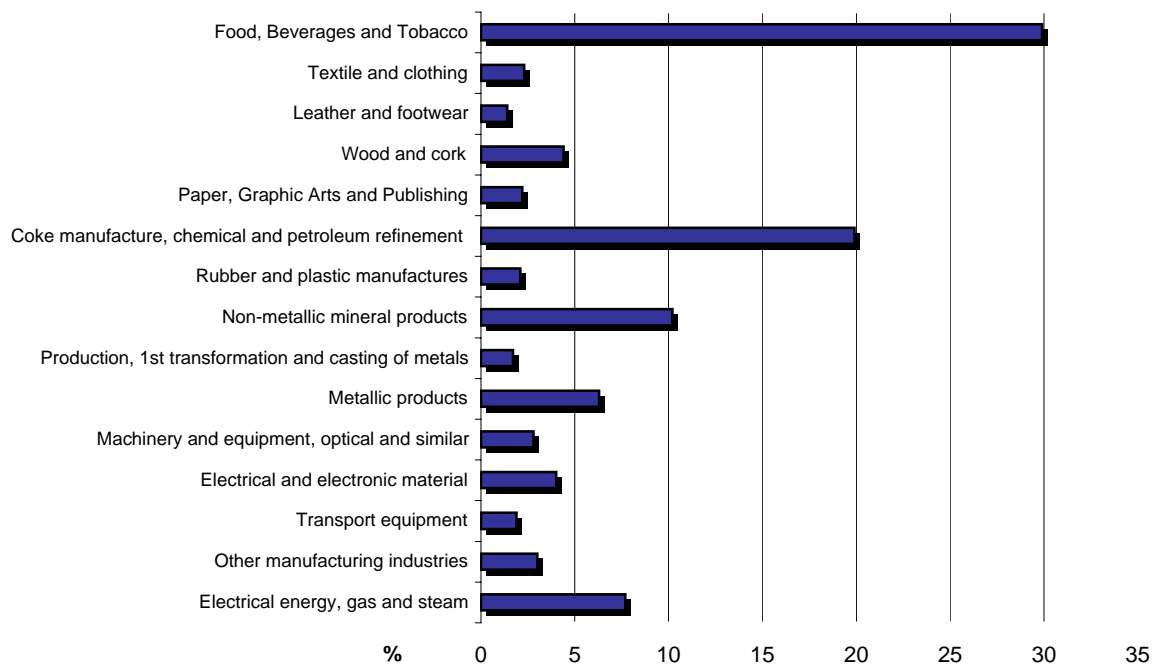
## Castilla y León

NACE		Thousands of €	%
	<b>TOTAL</b>	<b>26.205.594</b>	<b>100,0</b>
15-16	Food, Beverages and Tobacco	6.505.870	24.8
17-18	Textile and clothing	286.736	1.1
19	Leather and footwear	35.967	0.1
20	Wood and cork	635.581	2.4
21-22	Paper, Graphic Arts and Publishing	790.395	3.0
23-24	Coke manufacture, chemical and petroleum refinemeni	1.107.525	4.2
25	Rubber and plastic manufactures	1.740.137	6.6
26	Non-metallic mineral products	1.493.440	5.7
27	Production, 1st transformation and casting of metals	691.648	2.6
28	Metallic products	1.574.814	6.0
29-30-33	Machinery and equipment, optical and similar	648.868	2.5
31-32	Electrical and electronic material	507.195	1.9
34-35	Transport equipment	7.524.506	28.7
36	Other manufacturing industries	574.664	2.2
40	Electrical energy, gas and steam	2.088.247	8.0



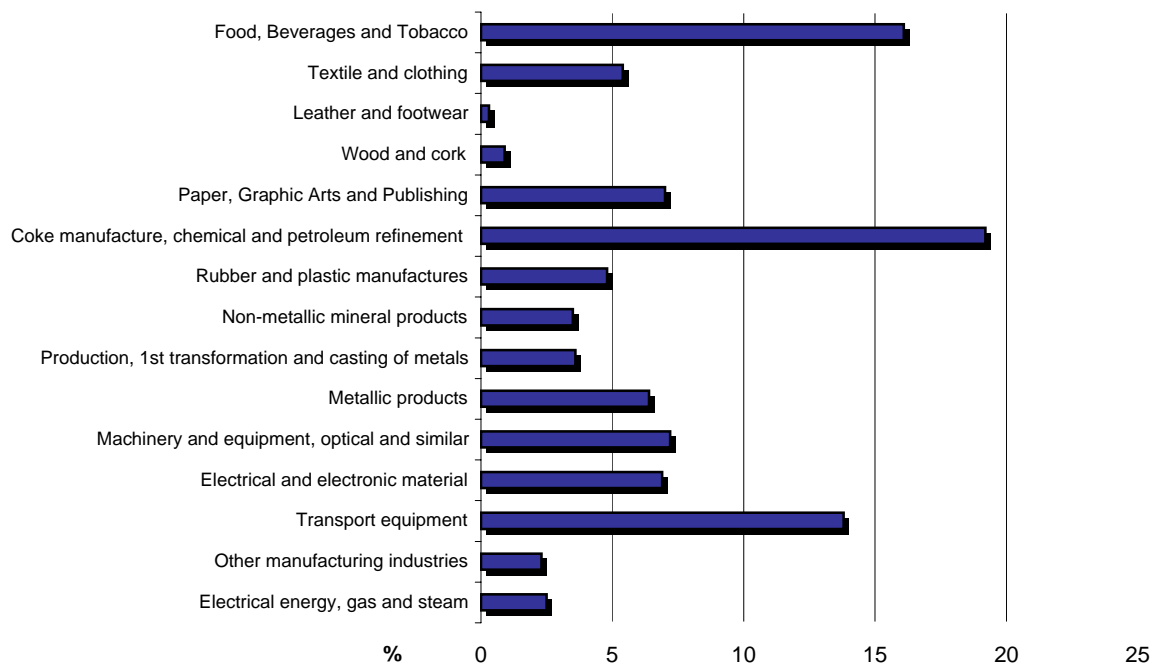
## Castilla-La Mancha

NACE		Thousands of €	%
	<b>TOTAL</b>	<b>16.710.820</b>	<b>100,0</b>
15-16	Food, Beverages and Tobacco	4.990.274	29.9
17-18	Textile and clothing	386.680	2.3
19	Leather and footwear	231.550	1.4
20	Wood and cork	743.806	4.4
21-22	Paper, Graphic Arts and Publishing	364.312	2.2
23-24	Coke manufacture, chemical and petroleum refinement	3.325.405	19.9
25	Rubber and plastic manufactures	352.411	2.1
26	Non-metallic mineral products	1.706.920	10.2
27	Production, 1st transformation and casting of metals	291.479	1.7
28	Metallic products	1.050.951	6.3
29-30-33	Machinery and equipment, optical and similar	473.272	2.8
31-32	Electrical and electronic material	677.094	4.0
34-35	Transport equipment	318.680	1.9
36	Other manufacturing industries	509.558	3.0
40	Electrical energy, gas and steam	1.288.428	7.7



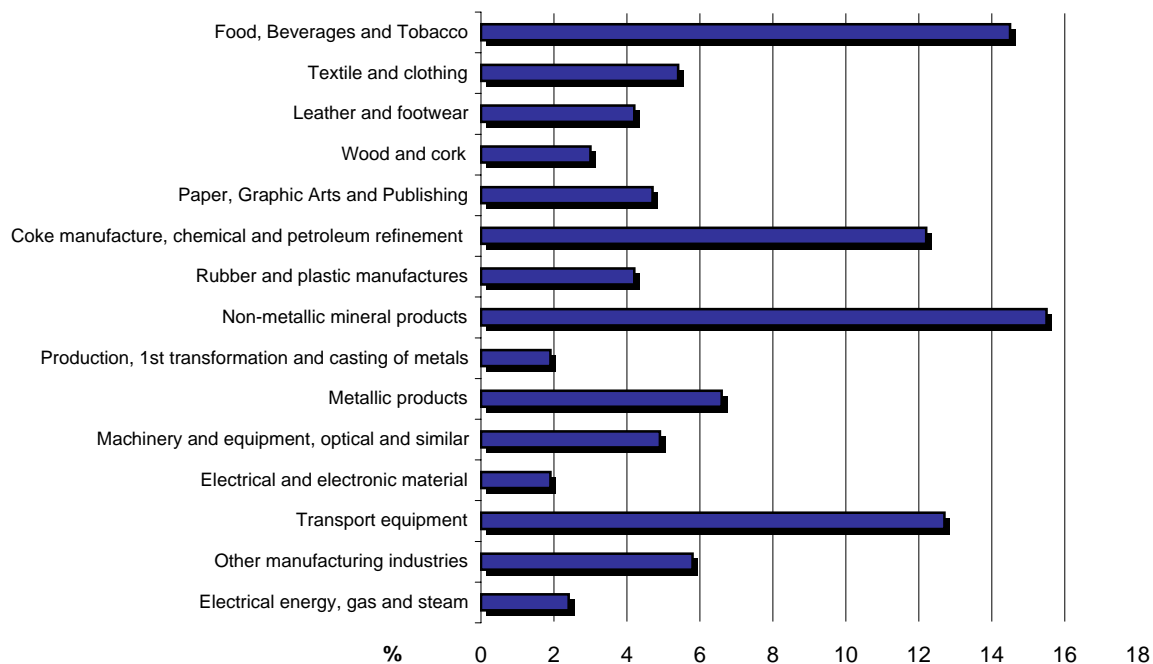
## Cataluña

NACE		Thousands of €	%
	<b>TOTAL</b>	<b>90.572.686</b>	<b>100,0</b>
15-16	Food, Beverages and Tobacco	14.548.825	16.1
17-18	Textile and clothing	4.865.351	5.4
19	Leather and footwear	289.466	0.3
20	Wood and cork	813.438	0.9
21-22	Paper, Graphic Arts and Publishing	6.342.554	7.0
23-24	Coke manufacture, chemical and petroleum refinement	17.400.037	19.2
25	Rubber and plastic manufactures	4.391.315	4.8
26	Non-metallic mineral products	3.191.705	3.5
27	Production, 1st transformation and casting of metals	3.261.379	3.6
28	Metallic products	5.812.738	6.4
29-30-33	Machinery and equipment, optical and similar	6.515.100	7.2
31-32	Electrical and electronic material	6.270.932	6.9
34-35	Transport equipment	12.506.431	13.8
36	Other manufacturing industries	2.054.464	2.3
40	Electrical energy, gas and steam	2.308.951	2.5



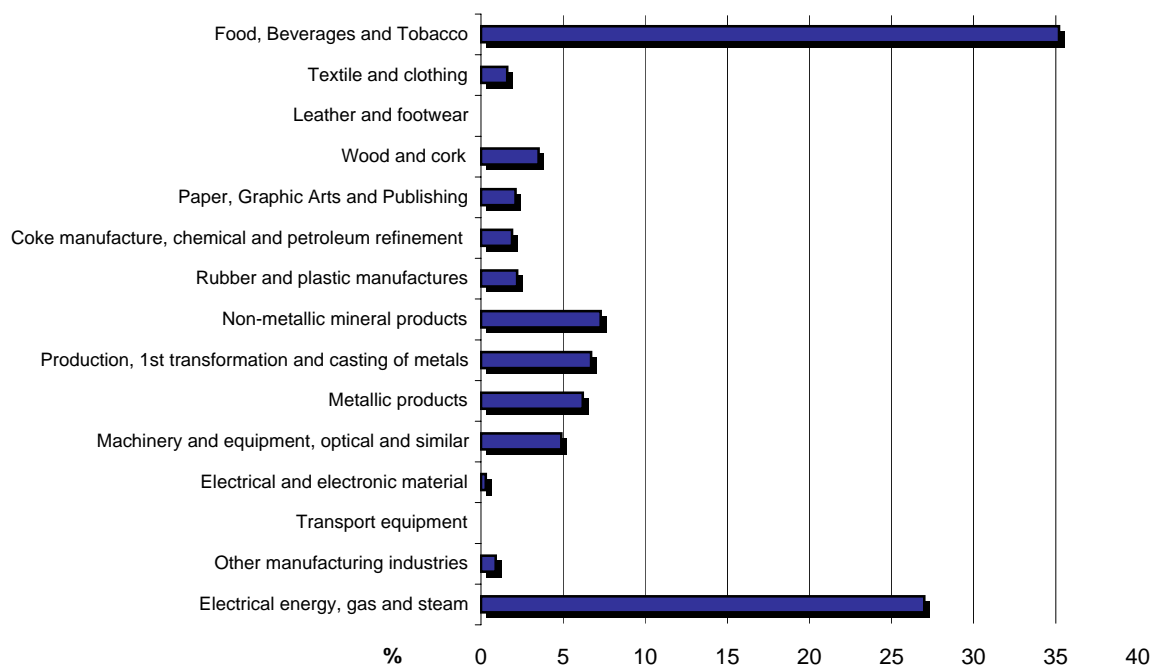
## Comunidad Valenciana

NACE		Thousands of €	%
	<b>TOTAL</b>	<b>40.178.180</b>	<b>100,0</b>
15-16	Food, Beverages and Tobacco	5.832.306	14.5
17-18	Textile and clothing	2.161.863	5.4
19	Leather and footwear	1.683.642	4.2
20	Wood and cork	1.224.444	3.0
21-22	Paper, Graphic Arts and Publishing	1.895.531	4.7
23-24	Coke manufacture, chemical and petroleum refinement	4.894.044	12.2
25	Rubber and plastic manufactures	1.694.549	4.2
26	Non-metallic mineral products	6.220.639	15.5
27	Production, 1st transformation and casting of metals	779.509	1.9
28	Metallic products	2.668.237	6.6
29-30-33	Machinery and equipment, optical and similar	1.961.075	4.9
31-32	Electrical and electronic material	775.310	1.9
34-35	Transport equipment	5.110.291	12.7
36	Other manufacturing industries	2.319.469	5.8
40	Electrical energy, gas and steam	957.271	2.4



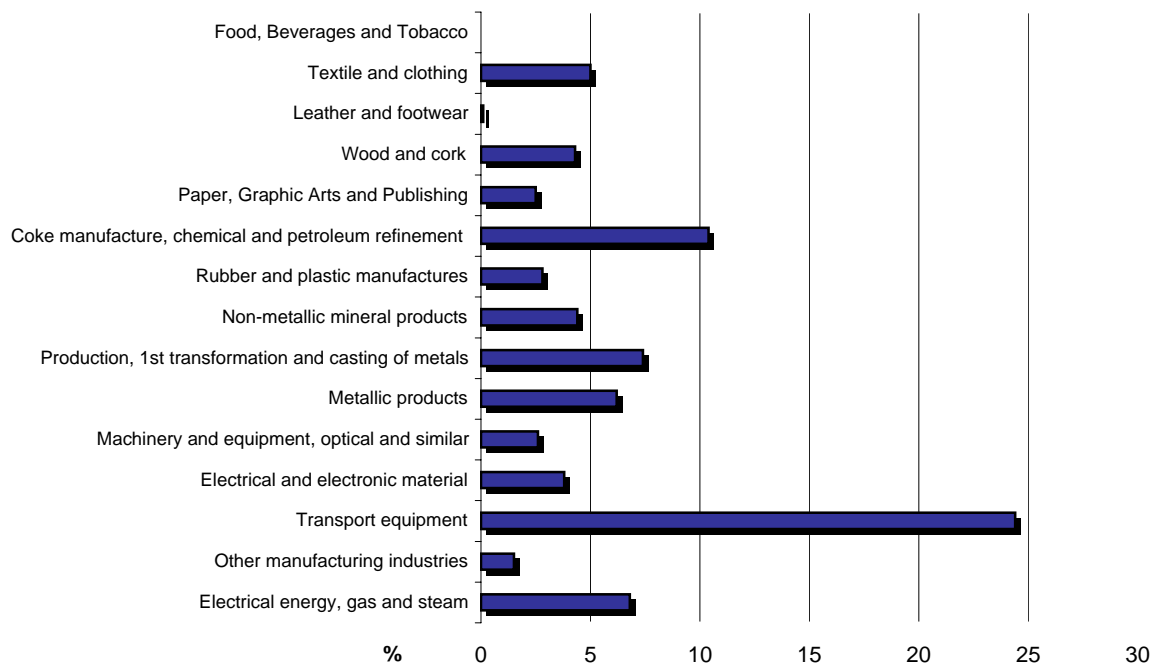
## Extremadura

NACE		Thousands of €	%
	<b>TOTAL</b>	<b>3.605.242</b>	<b>100,0</b>
15-16	Food, Beverages and Tobacco	1.270.365	35.2
17-18	Textile and clothing	57.407	1.6
19	Leather and footwear	---	---
20	Wood and cork	124.789	3.5
21-22	Paper, Graphic Arts and Publishing	74.904	2.1
23-24	Coke manufacture, chemical and petroleum refinement	68.282	1.9
25	Rubber and plastic manufactures	78.929	2.2
26	Non-metallic mineral products	263.564	7.3
27	Production, 1st transformation and casting of metals	241.216	6.7
28	Metallic products	222.353	6.2
29-30-33	Machinery and equipment, optical and similar	177.115	4.9
31-32	Electrical and electronic material	12.487	0.3
34-35	Transport equipment	---	---
36	Other manufacturing industries	33.952	0.9
40	Electrical energy, gas and steam	973.352	27.0



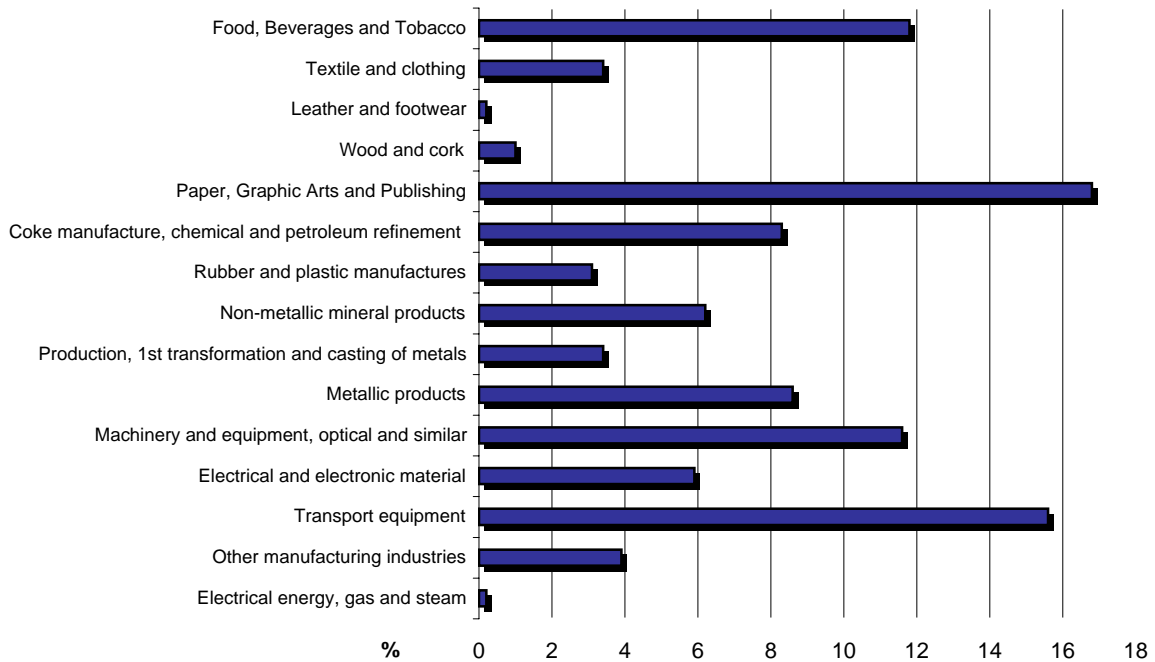
## Galicia

NACE		Thousands of €	%
	<b>TOTAL</b>	<b>24.777.374</b>	<b>100,0</b>
15-16	Food, Beverages and Tobacco	4.391.752	17.7
17-18	Textile and clothing	1.229.285	5.0
19	Leather and footwear	34.448	0.1
20	Wood and cork	1.070.628	4.3
21-22	Paper, Graphic Arts and Publishing	612.112	2.5
23-24	Coke manufacture, chemical and petroleum refinement	2.584.533	10.4
25	Rubber and plastic manufactures	700.045	2.8
26	Non-metallic mineral products	1.101.101	4.4
27	Production, 1st transformation and casting of metals	1.828.950	7.4
28	Metallic products	1.528.023	6.2
29-30-33	Machinery and equipment, optical and similar	648.945	2.6
31-32	Electrical and electronic material	943.583	3.8
34-35	Transport equipment	6.048.074	24.4
36	Other manufacturing industries	362.467	1.5
40	Electrical energy, gas and steam	1.693.430	6.8



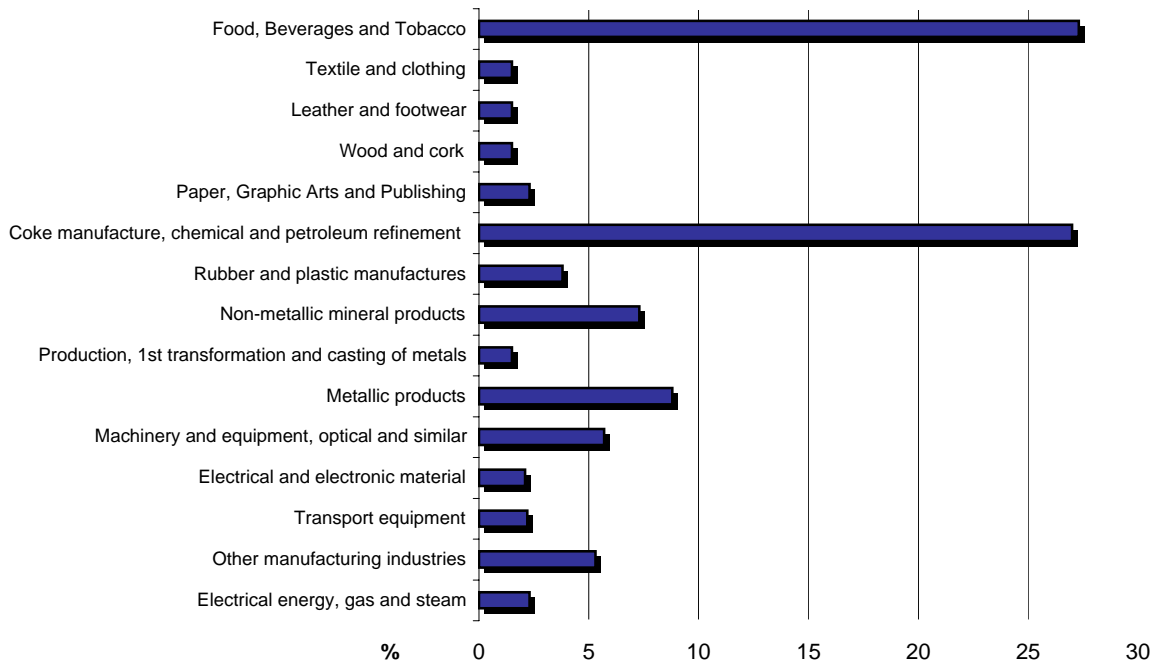
## Madrid (Comunidad de)

NACE		Thousands of €	%
	<b>TOTAL</b>	<b>31.282.939</b>	<b>100,0</b>
15-16	Food, Beverages and Tobacco	3.698.691	11.8
17-18	Textile and clothing	1.058.214	3.4
19	Leather and footwear	66.059	0.2
20	Wood and cork	302.438	1.0
21-22	Paper, Graphic Arts and Publishing	5.263.953	16.8
23-24	Coke manufacture, chemical and petroleum refinement	2.591.052	8.3
25	Rubber and plastic manufactures	956.027	3.1
26	Non-metallic mineral products	1.936.132	6.2
27	Production, 1st transformation and casting of metals	1.062.058	3.4
28	Metallic products	2.699.807	8.6
29-30-33	Machinery and equipment, optical and similar	3.640.500	11.6
31-32	Electrical and electronic material	1.833.405	5.9
34-35	Transport equipment	4.882.127	15.6
36	Other manufacturing industries	1.226.779	3.9
40	Electrical energy, gas and steam	65.696	0.2



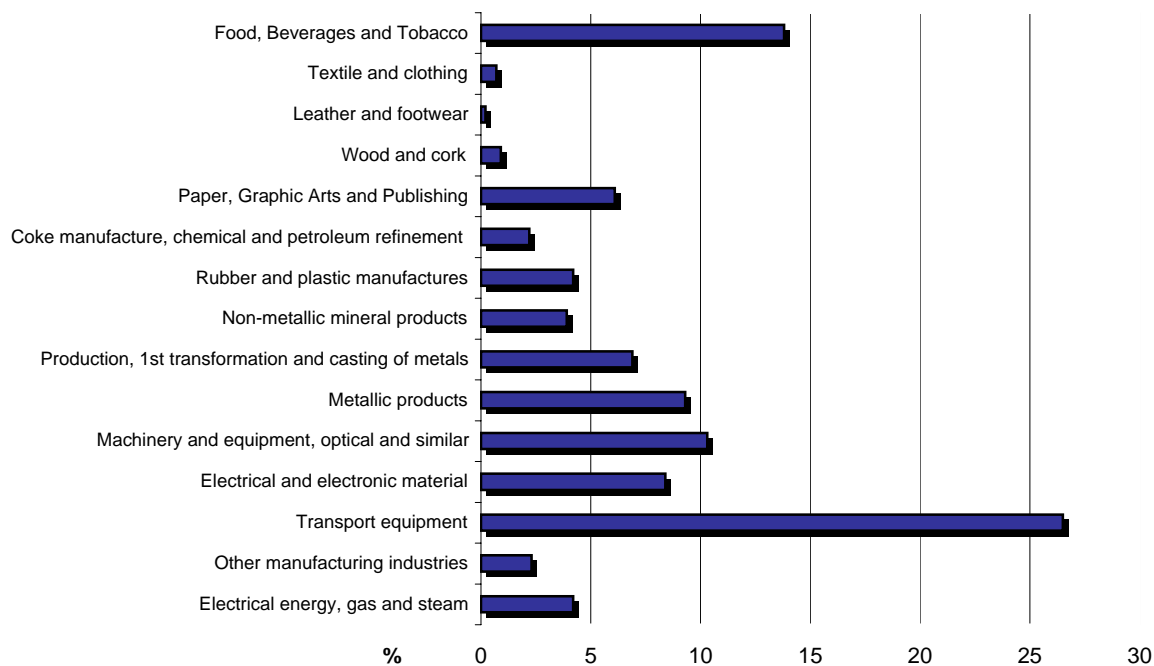
## Murcia (Región de)

NACE		Thousands of €	%
	<b>TOTAL</b>	<b>9.942.863</b>	<b>100,0</b>
15-16	Food, Beverages and Tobacco	2.711.854	27.3
17-18	Textile and clothing	152.386	1.5
19	Leather and footwear	150.570	1.5
20	Wood and cork	146.266	1.5
21-22	Paper, Graphic Arts and Publishing	230.011	2.3
23-24	Coke manufacture, chemical and petroleum refinement	2.682.012	27.0
25	Rubber and plastic manufactures	374.482	3.8
26	Non-metallic mineral products	726.835	7.3
27	Production, 1st transformation and casting of metals	144.935	1.5
28	Metallic products	874.085	8.8
29-30-33	Machinery and equipment, optical and similar	569.160	5.7
31-32	Electrical and electronic material	207.990	2.1
34-35	Transport equipment	220.924	2.2
36	Other manufacturing industries	526.862	5.3
40	Electrical energy, gas and steam	224.491	2.3



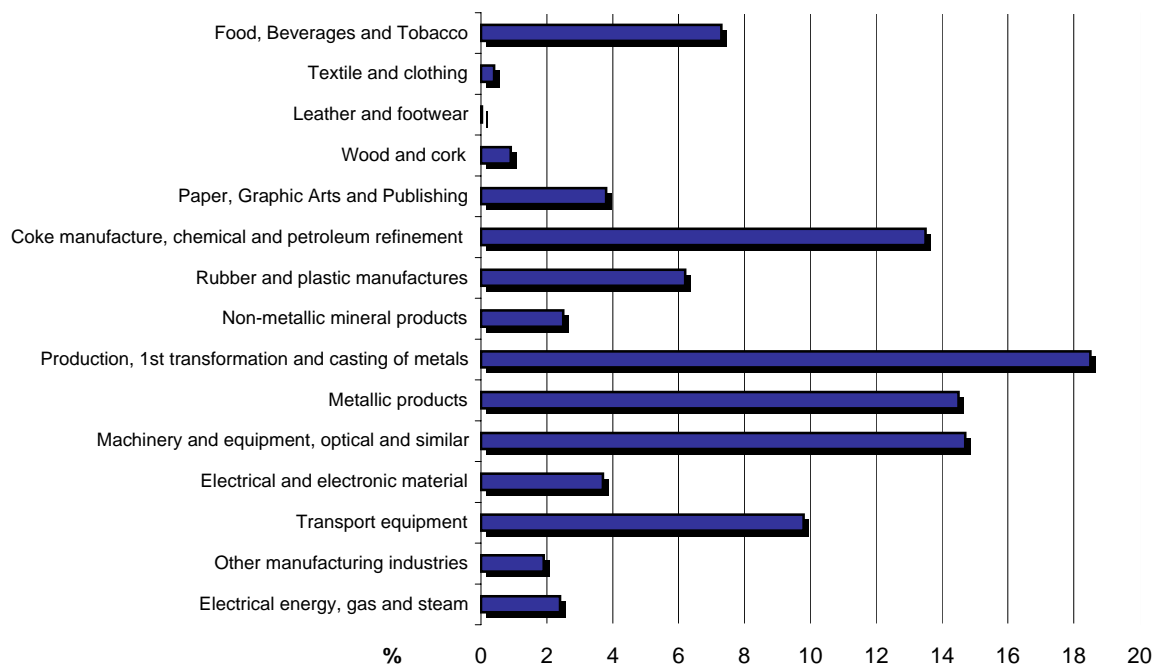
## Navarra

NACE		Thousands of €	%
	<b>TOTAL</b>	<b>13.249.075</b>	<b>100,0</b>
15-16	Food, Beverages and Tobacco	1.831.584	13.8
17-18	Textile and clothing	98.305	0.7
19	Leather and footwear	27.626	0.2
20	Wood and cork	119.415	0.9
21-22	Paper, Graphic Arts and Publishing	803.702	6.1
23-24	Coke manufacture, chemical and petroleum refinement	290.122	2.2
25	Rubber and plastic manufactures	560.584	4.2
26	Non-metallic mineral products	515.470	3.9
27	Production, 1st transformation and casting of metals	919.306	6.9
28	Metallic products	1.236.794	9.3
29-30-33	Machinery and equipment, optical and similar	1.362.575	10.3
31-32	Electrical and electronic material	1.109.640	8.4
34-35	Transport equipment	3.513.349	26.5
36	Other manufacturing industries	309.219	2.3
40	Electrical energy, gas and steam	551.384	4.2



## País Vasco

NACE		Thousands of €	%
	<b>TOTAL</b>	<b>38.643.729</b>	<b>100,0</b>
15-16	Food, Beverages and Tobacco	2.831.993	7.3
17-18	Textile and clothing	149.860	0.4
19	Leather and footwear	11.463	0.0
20	Wood and cork	366.260	0.9
21-22	Paper, Graphic Arts and Publishing	1.457.909	3.8
23-24	Coke manufacture, chemical and petroleum refinement	5.205.827	13.5
25	Rubber and plastic manufactures	2.384.245	6.2
26	Non-metallic mineral products	956.180	2.5
27	Production, 1st transformation and casting of metals	7.132.746	18.5
28	Metallic products	5.598.176	14.5
29-30-33	Machinery and equipment, optical and similar	5.667.425	14.7
31-32	Electrical and electronic material	1.434.248	3.7
34-35	Transport equipment	3.773.796	9.8
36	Other manufacturing industries	736.713	1.9
40	Electrical energy, gas and steam	936.889	2.4



## Rioja (La)

NACE		Thousands of €	%
	<b>TOTAL</b>	<b>3.965.860</b>	<b>100,0</b>
15-16	Food, Beverages and Tobacco	1.734.548	43.7
17-18	Textile and clothing	59.827	1.5
19	Leather and footwear	267.529	6.7
20	Wood and cork	127.407	3.2
21-22	Paper, Graphic Arts and Publishing	120.080	3.0
23-24	Coke manufacture, chemical and petroleum refinement	98.204	2.5
25	Rubber and plastic manufactures	253.855	6.4
26	Non-metallic mineral products	223.223	5.6
27	Production, 1st transformation and casting of metals	83.310	2.1
28	Metallic products	428.769	10.8
29-30-33	Machinery and equipment, optical and similar	171.894	4.3
31-32	Electrical and electronic material	22.848	0.6
34-35	Transport equipment	136.222	3.4
36	Other manufacturing industries	169.045	4.3
40	Electrical energy, gas and steam	69.100	1.7

