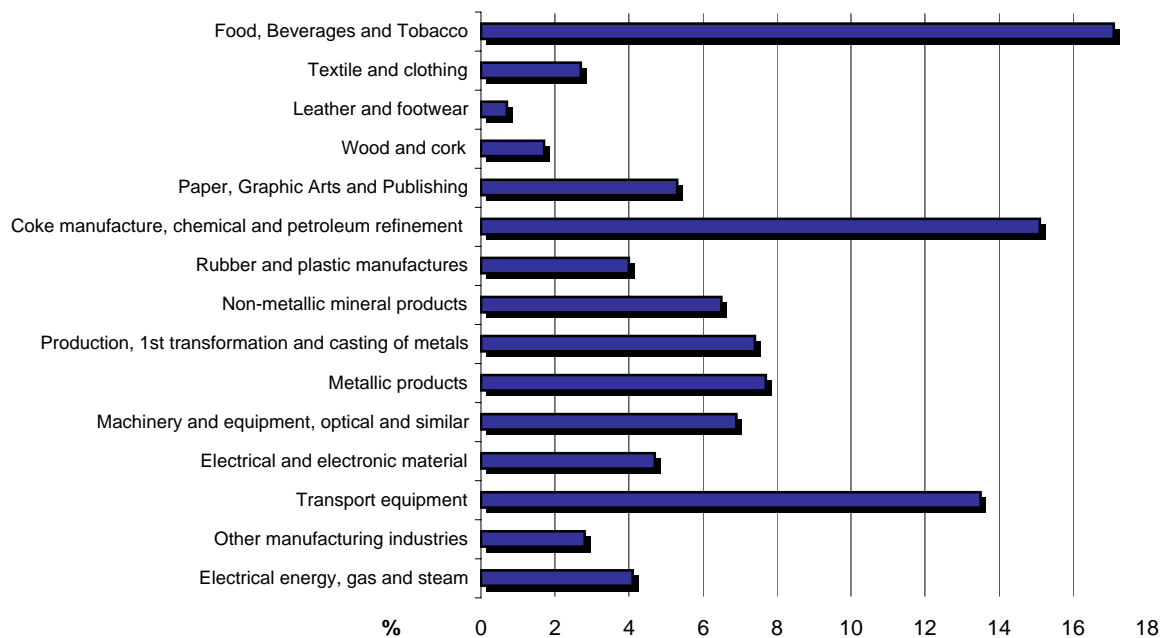


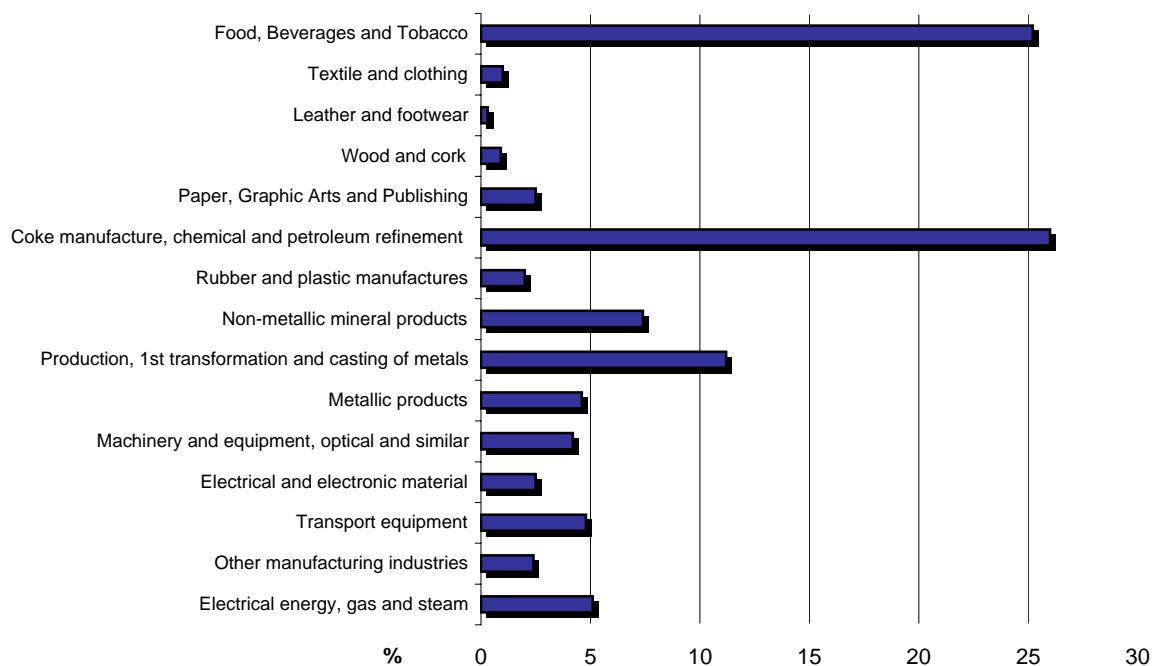
National Total. Year 2006

NACE		Thousands of €	%
	TOTAL	417.148.199	100,0
15-16	Food, Beverages and Tobacco	71.147.482	17,1
17-18	Textile and clothing	11.267.771	2,7
19	Leather and footwear	3.080.086	0,7
20	Wood and cork	7.126.151	1,7
21-22	Paper, Graphic Arts and Publishing	21.921.855	5,3
23-24	Coke manufacture, chemical and petroleum refinement	62.788.245	15,1
25	Rubber and plastic manufactures	16.582.721	4,0
26	Non-metallic mineral products	27.266.524	6,5
27	Production, 1st transformation and casting of metals	30.672.210	7,4
28	Metallic products	32.031.528	7,7
29-30-33	Machinery and equipment, optical and similar	28.928.484	6,9
31-32	Electrical and electronic material	19.402.246	4,7
34-35	Transport equipment	56.235.268	13,5
36	Other manufacturing industries	11.778.552	2,8
40	Electrical energy, gas and steam	16.919.077	4,1



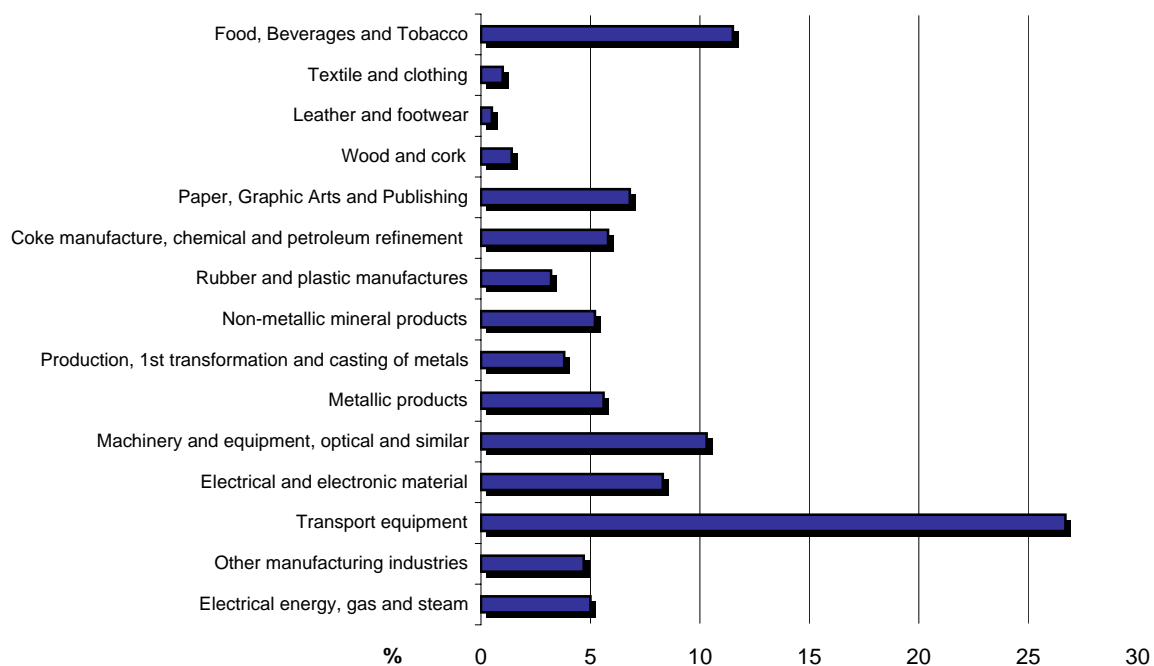
Andalucía

NACE		Thousands of €	%
	TOTAL	46.868.060	100,0
15-16	Food, Beverages and Tobacco	11.796.462	25,2
17-18	Textile and clothing	484.198	1,0
19	Leather and footwear	133.562	0,3
20	Wood and cork	441.705	0,9
21-22	Paper, Graphic Arts and Publishing	1.153.487	2,5
23-24	Coke manufacture, chemical and petroleum refinement	12.184.148	26,0
25	Rubber and plastic manufactures	943.926	2,0
26	Non-metallic mineral products	3.474.440	7,4
27	Production, 1st transformation and casting of metals	5.248.982	11,2
28	Metallic products	2.152.415	4,6
29-30-33	Machinery and equipment, optical and similar	1.945.482	4,2
31-32	Electrical and electronic material	1.148.245	2,5
34-35	Transport equipment	2.239.896	4,8
36	Other manufacturing industries	1.131.920	2,4
40	Electrical energy, gas and steam	2.389.191	5,1



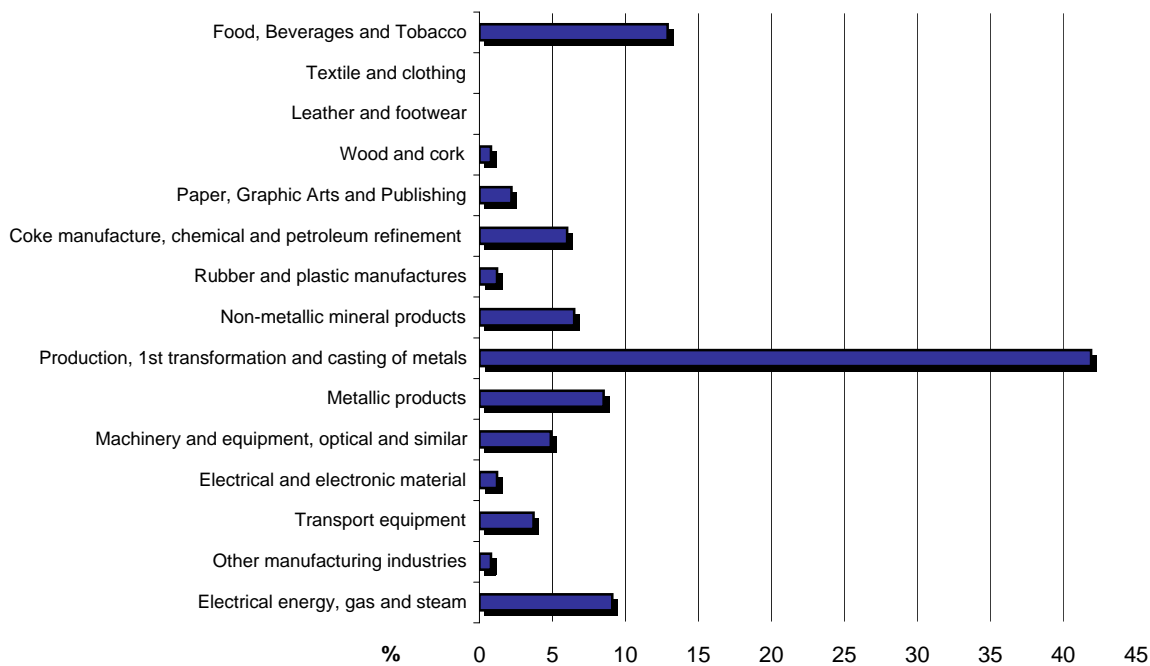
Aragón

NACE		Thousands of €	%
	TOTAL	19.618.245	100,0
15-16	Food, Beverages and Tobacco	2.258.621	11,5
17-18	Textile and clothing	199.464	1,0
19	Leather and footwear	102.735	0,5
20	Wood and cork	274.881	1,4
21-22	Paper, Graphic Arts and Publishing	1.327.359	6,8
23-24	Coke manufacture, chemical and petroleum refinement	1.144.264	5,8
25	Rubber and plastic manufactures	627.519	3,2
26	Non-metallic mineral products	1.027.426	5,2
27	Production, 1st transformation and casting of metals	754.219	3,8
28	Metallic products	1.101.081	5,6
29-30-33	Machinery and equipment, optical and similar	2.023.969	10,3
31-32	Electrical and electronic material	1.632.898	8,3
34-35	Transport equipment	5.246.499	26,7
36	Other manufacturing industries	926.267	4,7
40	Electrical energy, gas and steam	971.044	5,0



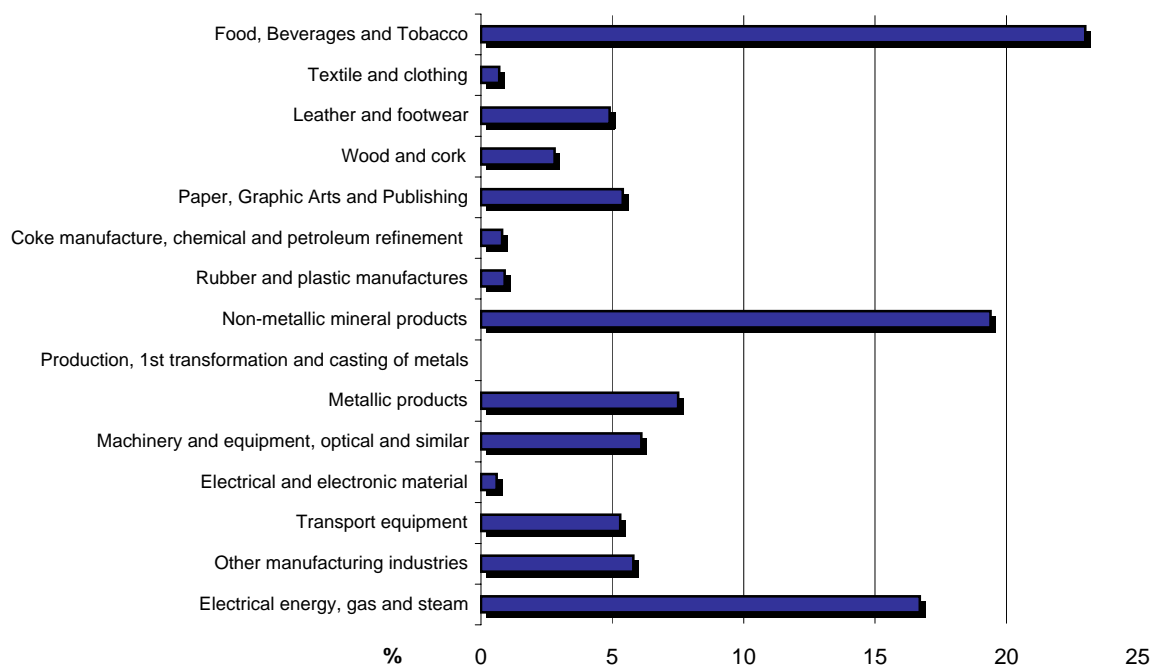
Asturias (Principado de)

NACE		Thousands of €	%
	TOTAL	11.291.301	100,0
15-16	Food, Beverages and Tobacco	1.454.284	12,9
17-18	Textile and clothing	---	---
19	Leather and footwear	---	---
20	Wood and cork	92.366	0,8
21-22	Paper, Graphic Arts and Publishing	243.873	2,2
23-24	Coke manufacture, chemical and petroleum refinement	678.391	6,0
25	Rubber and plastic manufactures	133.842	1,2
26	Non-metallic mineral products	731.302	6,5
27	Production, 1st transformation and casting of metals	4.731.068	41,9
28	Metallic products	961.004	8,5
29-30-33	Machinery and equipment, optical and similar	550.371	4,9
31-32	Electrical and electronic material	131.199	1,2
34-35	Transport equipment	417.454	3,7
36	Other manufacturing industries	92.461	0,8
40	Electrical energy, gas and steam	1.022.995	9,1



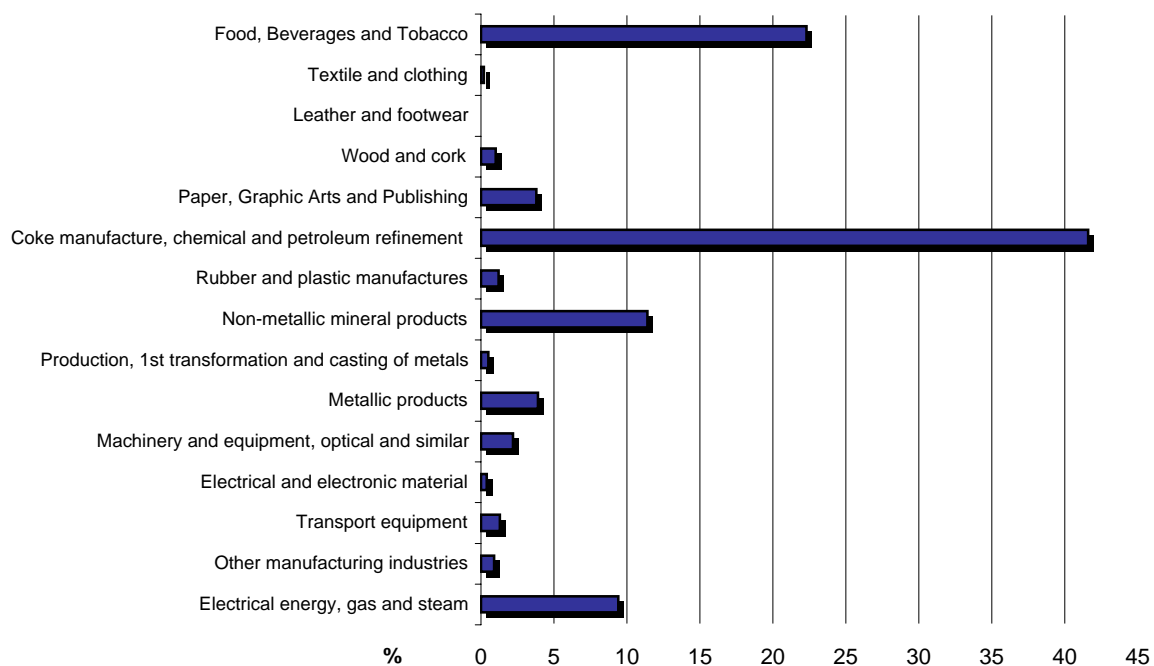
Balears (Illes)

NACE		Thousands of €	%
	TOTAL	2.121.080	100,0
15-16	Food, Beverages and Tobacco	488.260	23,0
17-18	Textile and clothing	15.214	0,7
19	Leather and footwear	104.376	4,9
20	Wood and cork	58.803	2,8
21-22	Paper, Graphic Arts and Publishing	115.373	5,4
23-24	Coke manufacture, chemical and petroleum refinement	16.850	0,8
25	Rubber and plastic manufactures	19.735	0,9
26	Non-metallic mineral products	410.728	19,4
27	Production, 1st transformation and casting of metals	132	0,0
28	Metallic products	159.780	7,5
29-30-33	Machinery and equipment, optical and similar	129.038	6,1
31-32	Electrical and electronic material	13.486	0,6
34-35	Transport equipment	111.621	5,3
36	Other manufacturing industries	123.975	5,8
40	Electrical energy, gas and steam	353.710	16,7



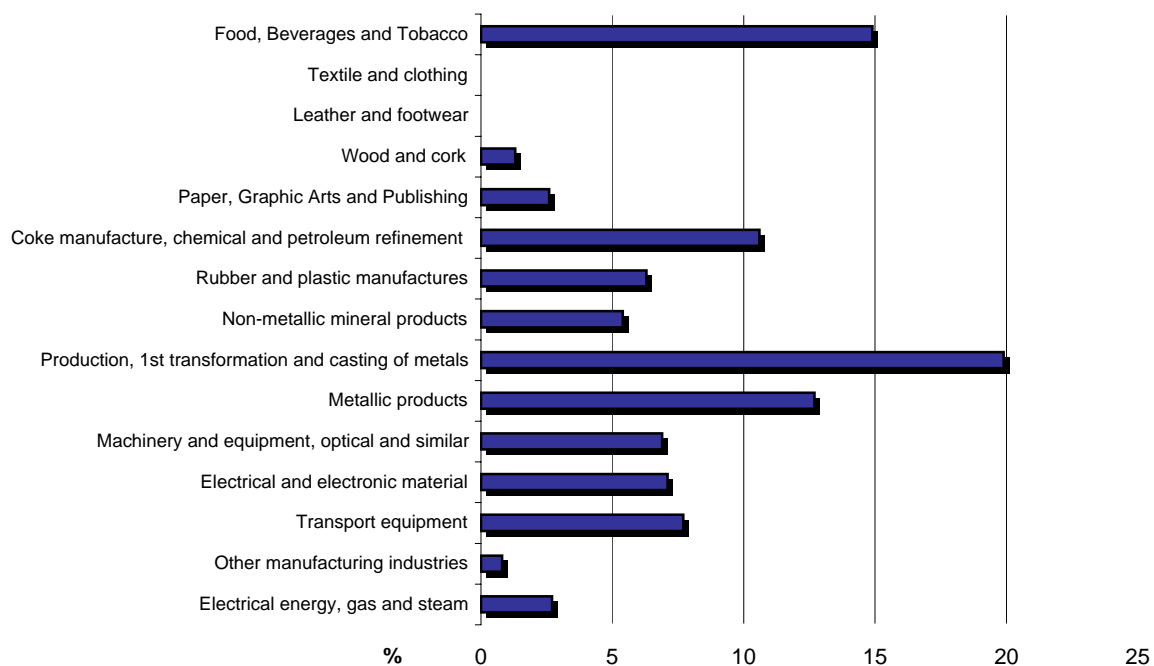
Canarias

NACE		Thousands of €	%
	TOTAL	6.015.483	100,0
15-16	Food, Beverages and Tobacco	1.341.520	22,3
17-18	Textile and clothing	14.324	0,2
19	Leather and footwear	0	0,0
20	Wood and cork	57.935	1,0
21-22	Paper, Graphic Arts and Publishing	229.901	3,8
23-24	Coke manufacture, chemical and petroleum refinement	2.502.057	41,6
25	Rubber and plastic manufactures	70.107	1,2
26	Non-metallic mineral products	683.387	11,4
27	Production, 1st transformation and casting of metals	30.525	0,5
28	Metallic products	232.656	3,9
29-30-33	Machinery and equipment, optical and similar	133.228	2,2
31-32	Electrical and electronic material	22.912	0,4
34-35	Transport equipment	75.637	1,3
36	Other manufacturing industries	55.113	0,9
40	Electrical energy, gas and steam	566.182	9,4



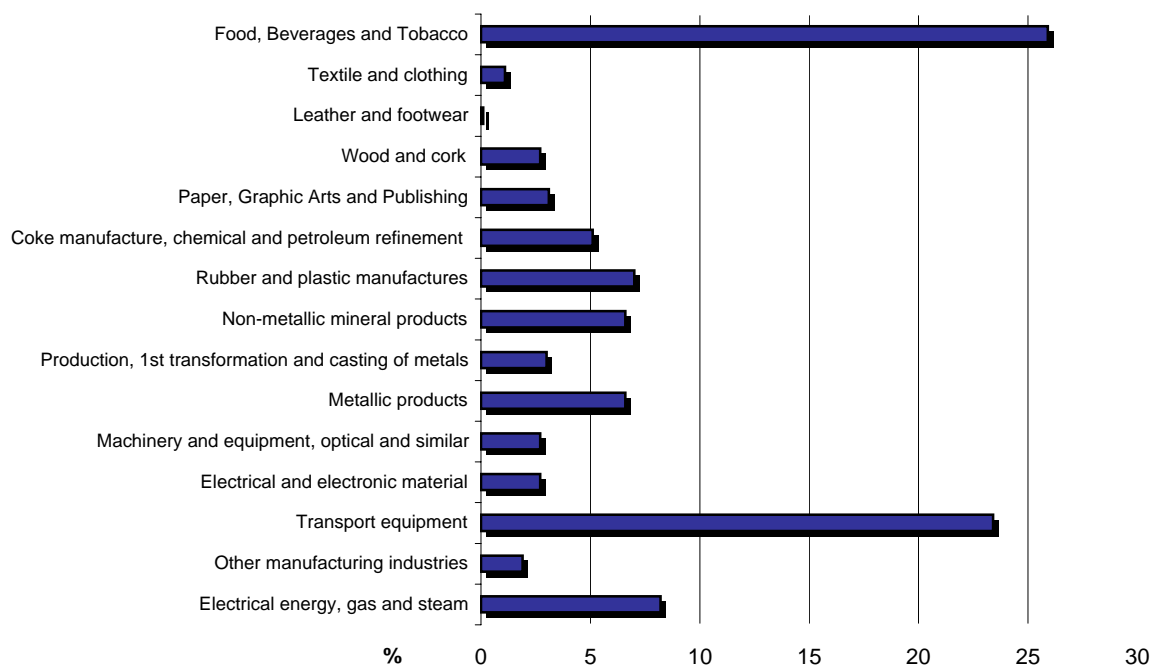
Cantabria

NACE		Thousands of €	%
	TOTAL	5.548.713	100,0
15-16	Food, Beverages and Tobacco	825.807	14,9
17-18	Textile and clothing	---	---
19	Leather and footwear	---	---
20	Wood and cork	70.537	1,3
21-22	Paper, Graphic Arts and Publishing	143.969	2,6
23-24	Coke manufacture, chemical and petroleum refinement	585.484	10,6
25	Rubber and plastic manufactures	347.298	6,3
26	Non-metallic mineral products	300.305	5,4
27	Production, 1st transformation and casting of metals	1.102.174	19,9
28	Metallic products	702.755	12,7
29-30-33	Machinery and equipment, optical and similar	382.811	6,9
31-32	Electrical and electronic material	391.697	7,1
34-35	Transport equipment	429.253	7,7
36	Other manufacturing industries	44.932	0,8
40	Electrical energy, gas and steam	147.926	2,7



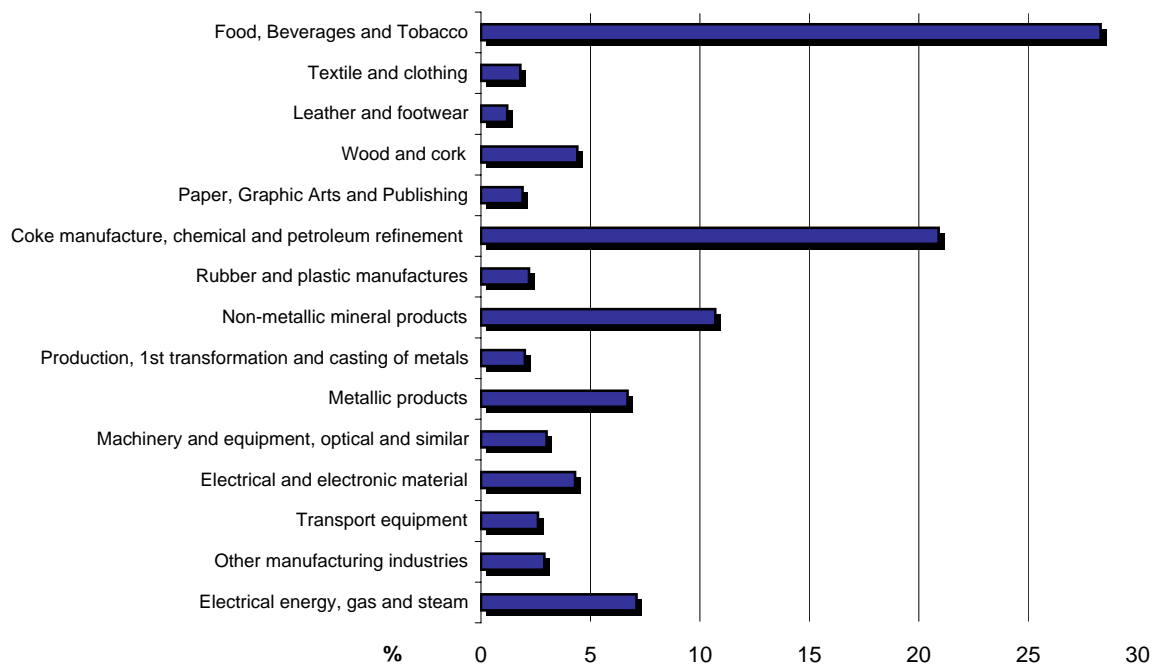
Castilla y León

NACE		Thousands of €	%
	TOTAL	26.598.684	100,0
15-16	Food, Beverages and Tobacco	6.897.653	25,9
17-18	Textile and clothing	284.847	1,1
19	Leather and footwear	36.404	0,1
20	Wood and cork	711.120	2,7
21-22	Paper, Graphic Arts and Publishing	823.199	3,1
23-24	Coke manufacture, chemical and petroleum refinemen	1.355.445	5,1
25	Rubber and plastic manufactures	1.853.754	7,0
26	Non-metallic mineral products	1.766.403	6,6
27	Production, 1st transformation and casting of metals	796.100	3,0
28	Metallic products	1.752.284	6,6
29-30-33	Machinery and equipment, optical and similar	716.577	2,7
31-32	Electrical and electronic material	703.770	2,7
34-35	Transport equipment	6.210.447	23,4
36	Other manufacturing industries	511.569	1,9
40	Electrical energy, gas and steam	2.179.112	8,2



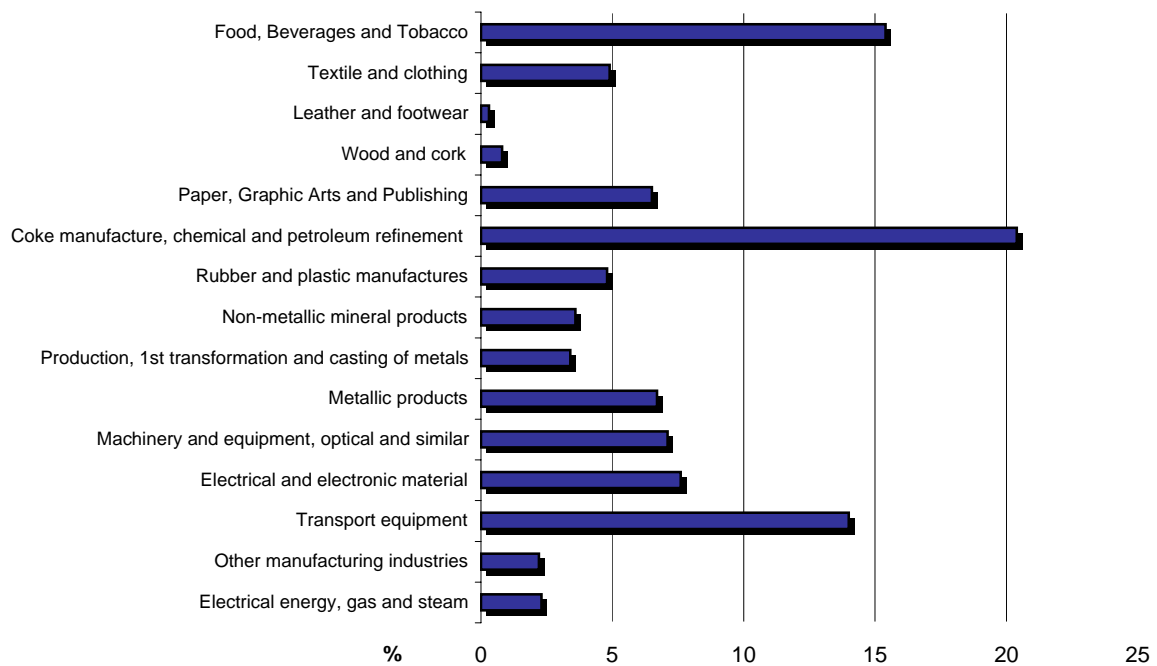
Castilla-La Mancha

NACE		Thousands of €	%
	TOTAL	18.776.445	100,0
15-16	Food, Beverages and Tobacco	5.306.255	28,3
17-18	Textile and clothing	328.997	1,8
19	Leather and footwear	233.016	1,2
20	Wood and cork	823.494	4,4
21-22	Paper, Graphic Arts and Publishing	354.430	1,9
23-24	Coke manufacture, chemical and petroleum refinement	3.929.721	20,9
25	Rubber and plastic manufactures	420.638	2,2
26	Non-metallic mineral products	2.015.041	10,7
27	Production, 1st transformation and casting of metals	374.420	2,0
28	Metallic products	1.262.842	6,7
29-30-33	Machinery and equipment, optical and similar	563.876	3,0
31-32	Electrical and electronic material	800.828	4,3
34-35	Transport equipment	492.912	2,6
36	Other manufacturing industries	536.343	2,9
40	Electrical energy, gas and steam	1.333.632	7,1



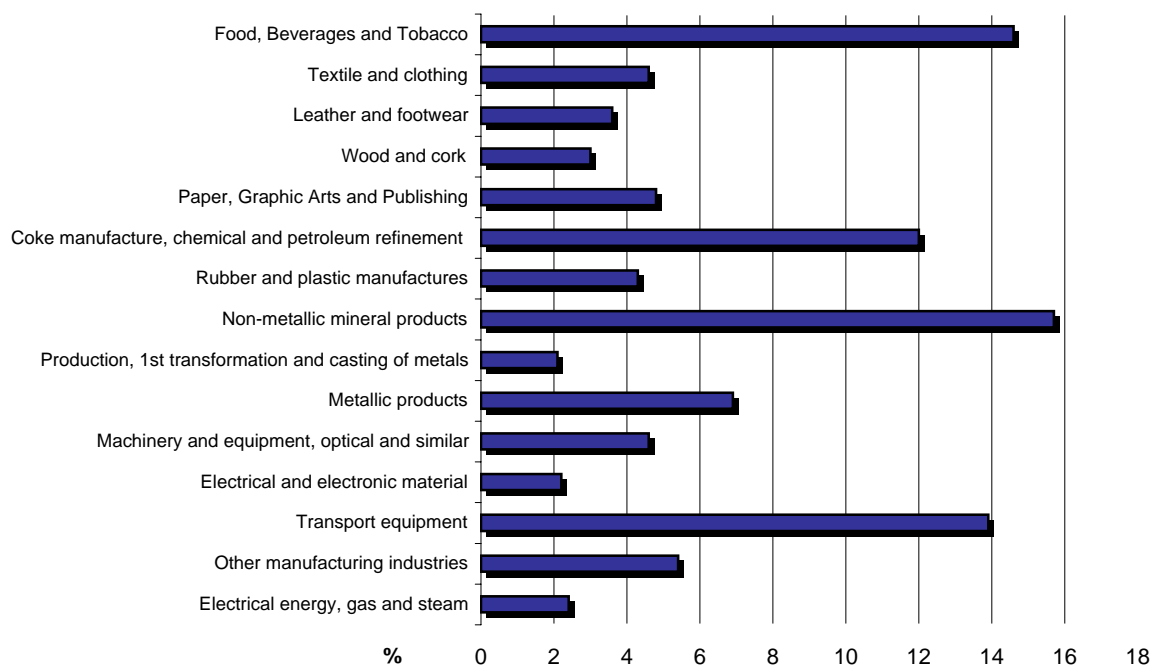
Cataluña

NACE		Thousands of €	%
	TOTAL	98.937.159	100,0
15-16	Food, Beverages and Tobacco	15.280.559	15,4
17-18	Textile and clothing	4.801.758	4,9
19	Leather and footwear	296.782	0,3
20	Wood and cork	824.913	0,8
21-22	Paper, Graphic Arts and Publishing	6.471.882	6,5
23-24	Coke manufacture, chemical and petroleum refinement	20.169.753	20,4
25	Rubber and plastic manufactures	4.705.662	4,8
26	Non-metallic mineral products	3.576.031	3,6
27	Production, 1st transformation and casting of metals	3.356.699	3,4
28	Metallic products	6.608.611	6,7
29-30-33	Machinery and equipment, optical and similar	6.993.543	7,1
31-32	Electrical and electronic material	7.467.920	7,6
34-35	Transport equipment	13.890.816	14,0
36	Other manufacturing industries	2.199.507	2,2
40	Electrical energy, gas and steam	2.292.722	2,3



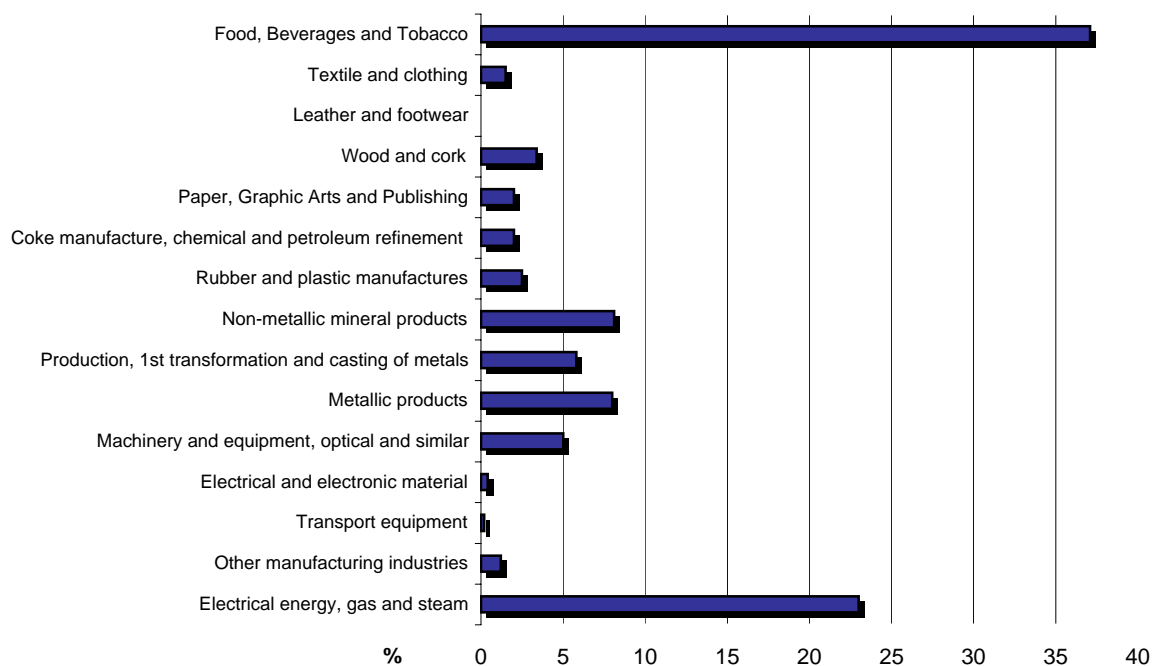
Comunitat Valenciana

NACE		Thousands of €	%
	TOTAL	43.660.913	100,0
15-16	Food, Beverages and Tobacco	6.357.772	14,6
17-18	Textile and clothing	2.003.755	4,6
19	Leather and footwear	1.569.715	3,6
20	Wood and cork	1.304.398	3,0
21-22	Paper, Graphic Arts and Publishing	2.074.646	4,8
23-24	Coke manufacture, chemical and petroleum refinement	5.241.553	12,0
25	Rubber and plastic manufactures	1.870.701	4,3
26	Non-metallic mineral products	6.872.879	15,7
27	Production, 1st transformation and casting of metals	912.454	2,1
28	Metallic products	3.004.207	6,9
29-30-33	Machinery and equipment, optical and similar	2.023.547	4,6
31-32	Electrical and electronic material	977.728	2,2
34-35	Transport equipment	6.076.483	13,9
36	Other manufacturing industries	2.334.838	5,4
40	Electrical energy, gas and steam	1.036.237	2,4



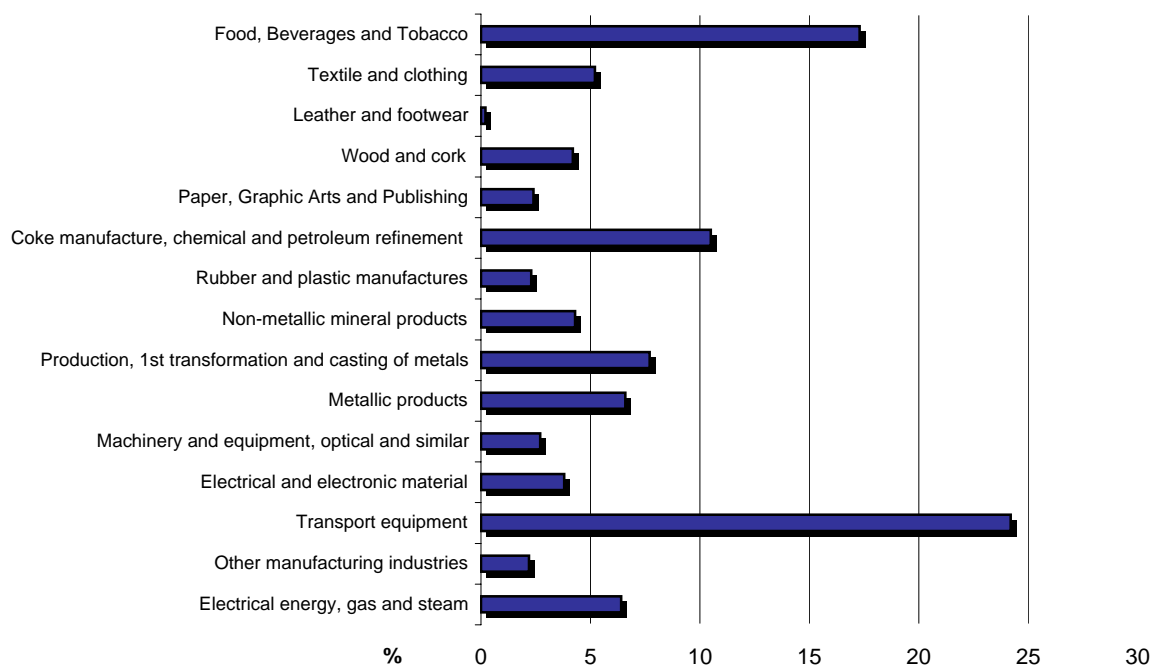
Extremadura

NACE		Thousands of €	%
	TOTAL	3.766.908	100,0
15-16	Food, Beverages and Tobacco	1.395.567	37,1
17-18	Textile and clothing	56.365	1,5
19	Leather and footwear	0	0,0
20	Wood and cork	129.061	3,4
21-22	Paper, Graphic Arts and Publishing	75.090	2,0
23-24	Coke manufacture, chemical and petroleum refinement	76.315	2,0
25	Rubber and plastic manufactures	93.085	2,5
26	Non-metallic mineral products	304.107	8,1
27	Production, 1st transformation and casting of metals	217.060	5,8
28	Metallic products	301.794	8,0
29-30-33	Machinery and equipment, optical and similar	187.691	5,0
31-32	Electrical and electronic material	14.650	0,4
34-35	Transport equipment	6.662	0,2
36	Other manufacturing industries	44.032	1,2
40	Electrical energy, gas and steam	865.428	23,0



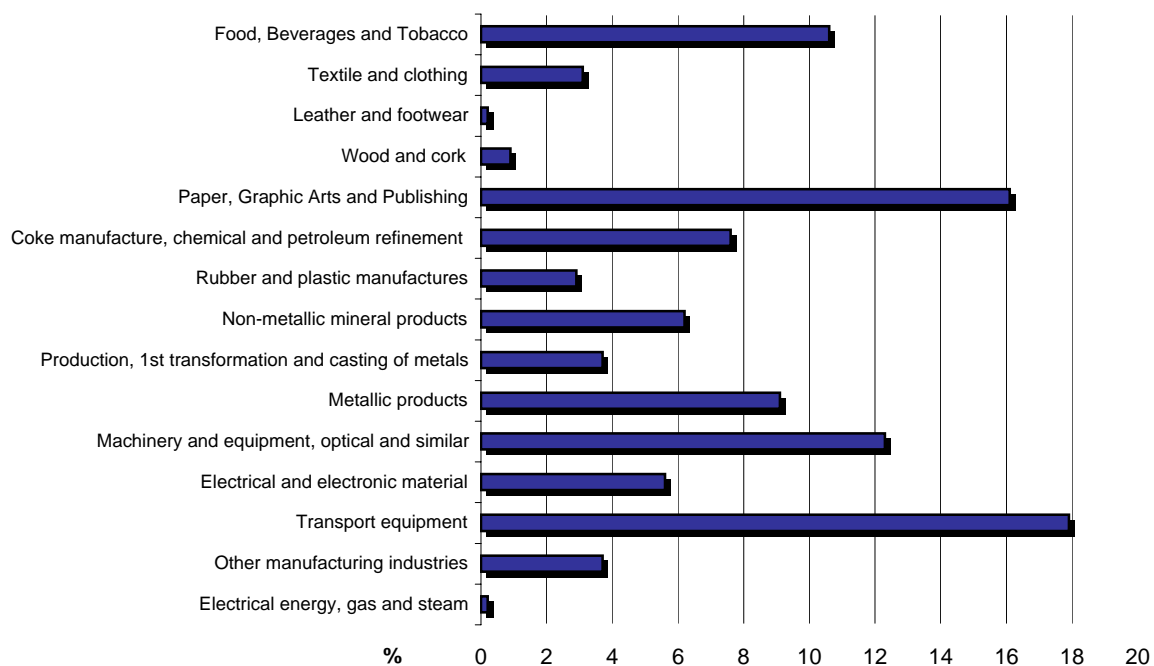
Galicia

NACE		Thousands of €	%
	TOTAL	27.954.943	100,0
15-16	Food, Beverages and Tobacco	4.834.745	17,3
17-18	Textile and clothing	1.452.209	5,2
19	Leather and footwear	53.491	0,2
20	Wood and cork	1.175.796	4,2
21-22	Paper, Graphic Arts and Publishing	659.456	2,4
23-24	Coke manufacture, chemical and petroleum refinement	2.942.288	10,5
25	Rubber and plastic manufactures	652.357	2,3
26	Non-metallic mineral products	1.208.233	4,3
27	Production, 1st transformation and casting of metals	2.142.951	7,7
28	Metallic products	1.852.588	6,6
29-30-33	Machinery and equipment, optical and similar	750.310	2,7
31-32	Electrical and electronic material	1.052.194	3,8
34-35	Transport equipment	6.768.430	24,2
36	Other manufacturing industries	620.337	2,2
40	Electrical energy, gas and steam	1.789.557	6,4



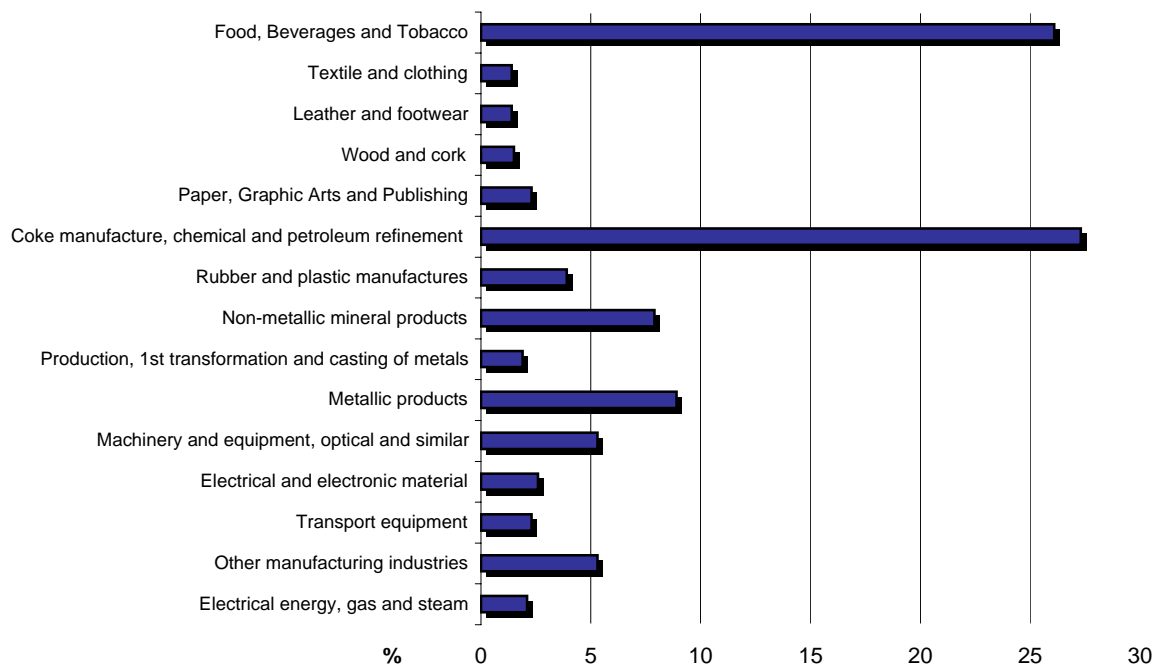
Madrid (Comunidad de)

NACE		Thousands of €	%
	TOTAL	34.382.050	100,0
15-16	Food, Beverages and Tobacco	3.653.546	10,6
17-18	Textile and clothing	1.051.791	3,1
19	Leather and footwear	67.864	0,2
20	Wood and cork	310.736	0,9
21-22	Paper, Graphic Arts and Publishing	5.523.904	16,1
23-24	Coke manufacture, chemical and petroleum refinement	2.595.245	7,6
25	Rubber and plastic manufactures	993.793	2,9
26	Non-metallic mineral products	2.139.120	6,2
27	Production, 1st transformation and casting of metals	1.283.212	3,7
28	Metallic products	3.109.926	9,1
29-30-33	Machinery and equipment, optical and similar	4.218.395	12,3
31-32	Electrical and electronic material	1.929.183	5,6
34-35	Transport equipment	6.162.628	17,9
36	Other manufacturing industries	1.264.011	3,7
40	Electrical energy, gas and steam	78.696	0,2



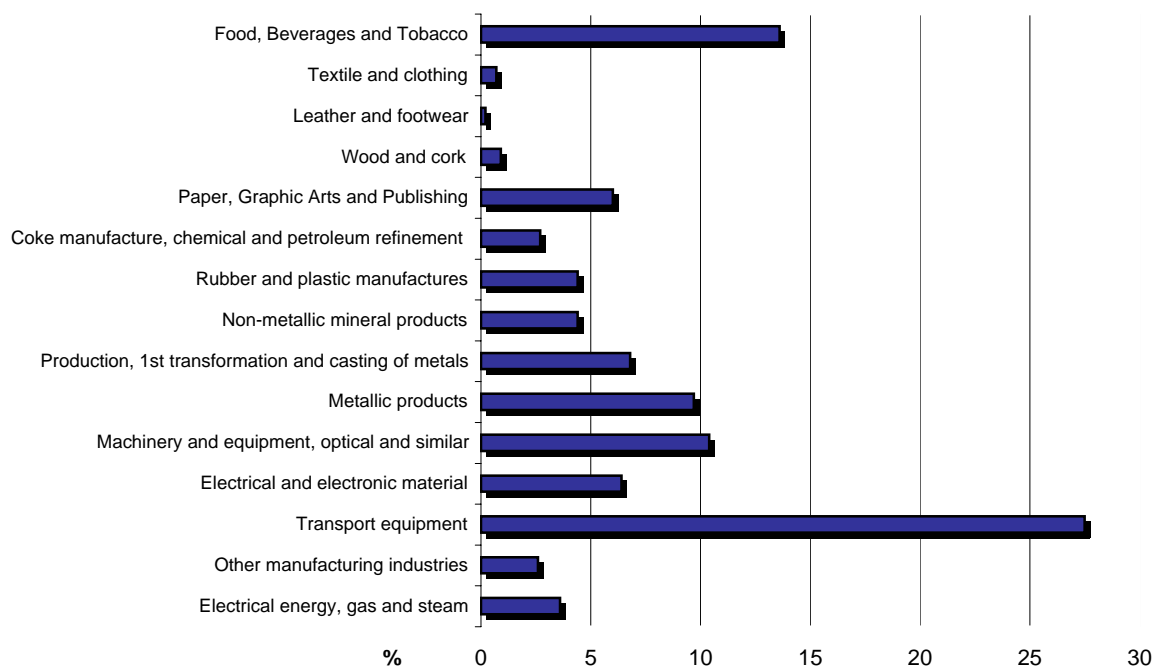
Murcia (Región de)

NACE		Thousands of €	%
	TOTAL	10.755.618	100,0
15-16	Food, Beverages and Tobacco	2.812.012	26,1
17-18	Textile and clothing	147.389	1,4
19	Leather and footwear	146.087	1,4
20	Wood and cork	162.985	1,5
21-22	Paper, Graphic Arts and Publishing	242.038	2,3
23-24	Coke manufacture, chemical and petroleum refinement	2.937.541	27,3
25	Rubber and plastic manufactures	419.413	3,9
26	Non-metallic mineral products	845.106	7,9
27	Production, 1st transformation and casting of metals	199.157	1,9
28	Metallic products	956.559	8,9
29-30-33	Machinery and equipment, optical and similar	569.809	5,3
31-32	Electrical and electronic material	283.776	2,6
34-35	Transport equipment	541.813	2,3
36	Other manufacturing industries	571.179	5,3
40	Electrical energy, gas and steam	220.755	2,1



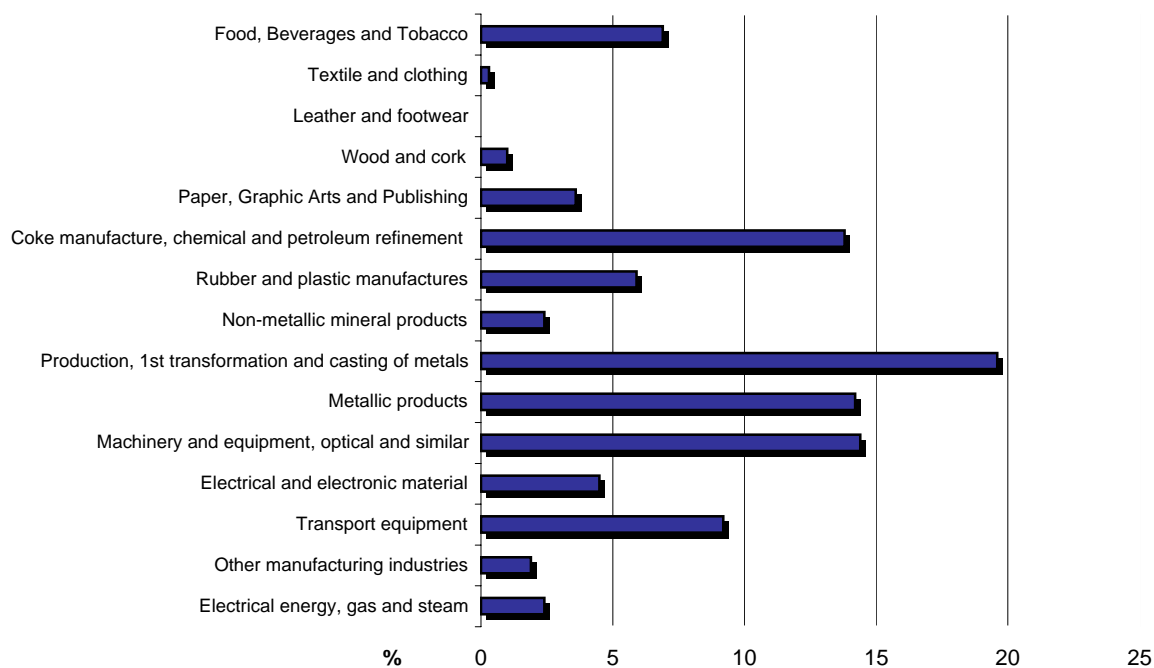
Navarra (Comunidad foral de)

NACE		Thousands of €	%
	TOTAL	13.581.863	100,0
15-16	Food, Beverages and Tobacco	1.852.167	13,6
17-18	Textile and clothing	91.108	0,7
19	Leather and footwear	30.322	0,2
20	Wood and cork	126.080	0,9
21-22	Paper, Graphic Arts and Publishing	816.630	6,0
23-24	Coke manufacture, chemical and petroleum refinement	364.468	2,7
25	Rubber and plastic manufactures	602.040	4,4
26	Non-metallic mineral products	599.663	4,4
27	Production, 1st transformation and casting of metals	923.715	6,8
28	Metallic products	1.318.288	9,7
29-30-33	Machinery and equipment, optical and similar	1.414.655	10,4
31-32	Electrical and electronic material	865.700	6,4
34-35	Transport equipment	3.738.992	27,5
36	Other manufacturing industries	345.880	2,6
40	Electrical energy, gas and steam	492.155	3,6



País Vasco

NACE		Thousands of €	%
	TOTAL	43.289.038	100,0
15-16	Food, Beverages and Tobacco	3.004.001	6,9
17-18	Textile and clothing	148.886	0,3
19	Leather and footwear	11.704	0,0
20	Wood and cork	414.583	1,0
21-22	Paper, Graphic Arts and Publishing	1.545.628	3,6
23-24	Coke manufacture, chemical and petroleum refinement	5.962.642	13,8
25	Rubber and plastic manufactures	2.543.522	5,9
26	Non-metallic mineral products	1.053.672	2,4
27	Production, 1st transformation and casting of metals	8.504.127	19,6
28	Metallic products	6.123.595	14,2
29-30-33	Machinery and equipment, optical and similar	6.214.122	14,4
31-32	Electrical and electronic material	1.934.837	4,5
34-35	Transport equipment	3.971.962	9,2
36	Other manufacturing industries	803.999	1,9
40	Electrical energy, gas and steam	1.051.759	2,4



Rioja (La)

NACE		Thousands of €	%
	TOTAL	3.981.697	100,0
15-16	Food, Beverages and Tobacco	1.588.253	39,9
17-18	Textile and clothing	63.662	1,6
19	Leather and footwear	293.373	7,4
20	Wood and cork	146.758	3,7
21-22	Paper, Graphic Arts and Publishing	120.990	3,0
23-24	Coke manufacture, chemical and petroleum refinement	102.080	2,6
25	Rubber and plastic manufactures	285.329	7,2
26	Non-metallic mineral products	258.682	6,5
27	Production, 1st transformation and casting of metals	95.214	2,4
28	Metallic products	431.145	10,8
29-30-33	Machinery and equipment, optical and similar	111.059	2,8
31-32	Electrical and electronic material	31.224	0,8
34-35	Transport equipment	153.764	3,9
36	Other manufacturing industries	172.191	4,3
40	Electrical energy, gas and steam	127.975	3,2

