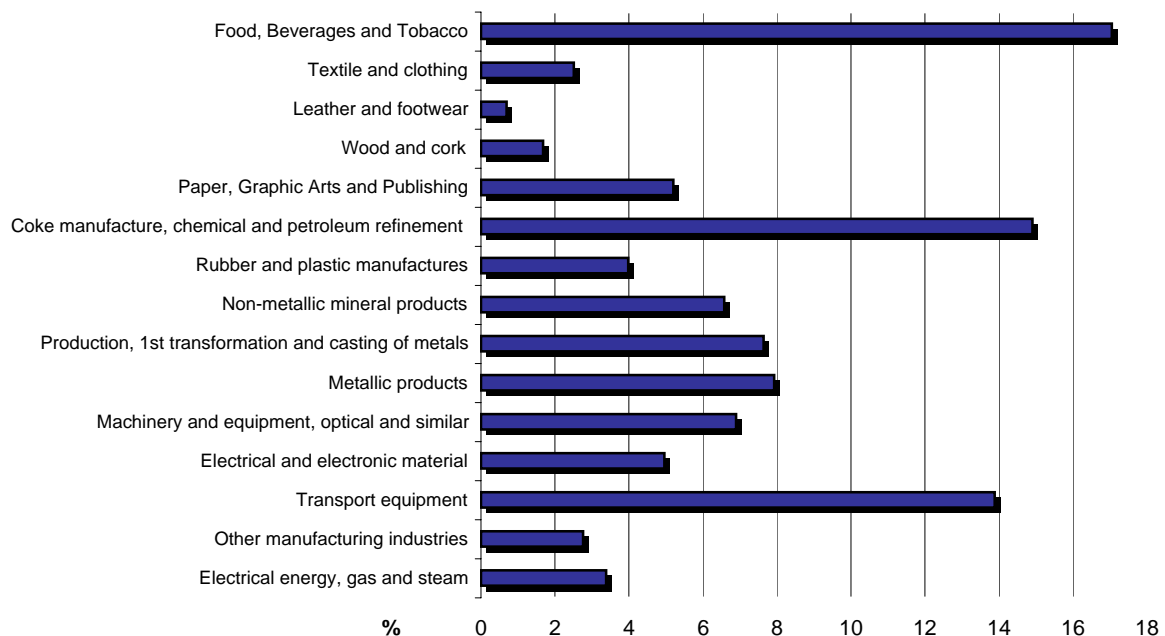


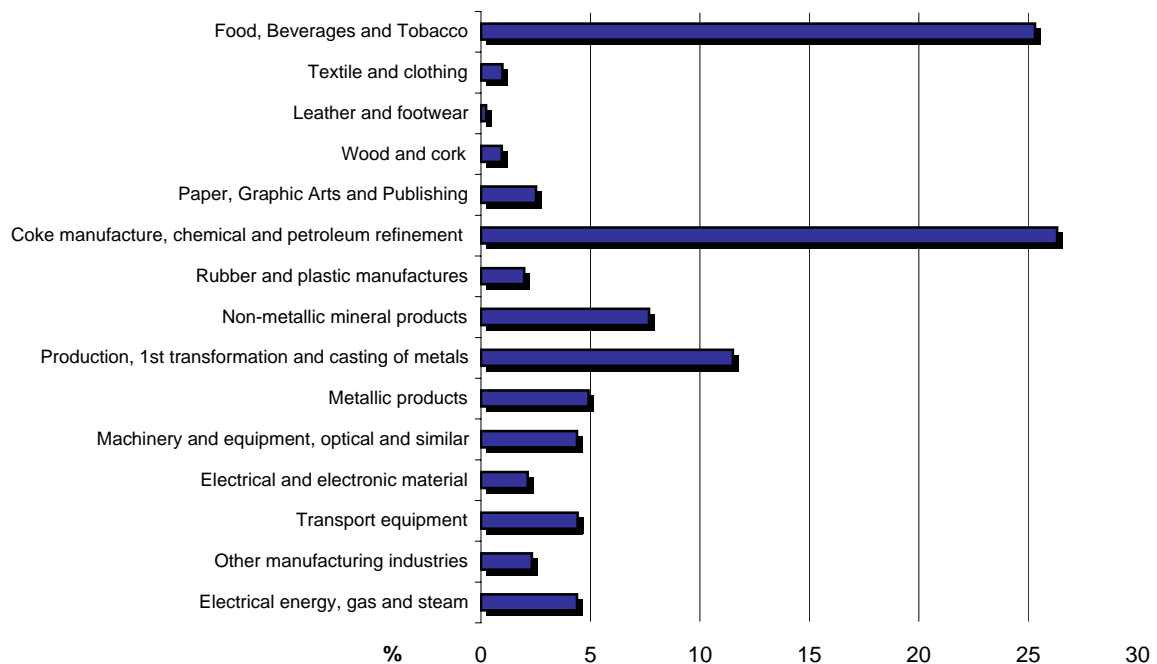
National Total

NACE		Thousands of €	%
	TOTAL	444,993,407	100.0
15-16	Food, Beverages and Tobacco	75,877,155	17.1
17-18	Textile and clothing	11,148,778	2.5
19	Leather and footwear	3,076,509	0.7
20	Wood and cork	7,491,409	1.7
21-22	Paper, Graphic Arts and Publishing	23,160,944	5.2
23-24	Coke manufacture, chemical and petroleum refinement	66,291,003	14.9
25	Rubber and plastic manufactures	17,695,992	4.0
26	Non-metallic mineral products	29,222,487	6.6
27	Production, 1st transformation and casting of metals	33,986,165	7.6
28	Metallic products	35,228,351	7.9
29-30-33	Machinery and equipment, optical and similar	30,659,732	6.9
31-32	Electrical and electronic material	22,054,845	5.0
34-35	Transport equipment	61,753,047	13.9
36	Other manufacturing industries	12,299,859	2.8
40	Electrical energy, gas and steam	15,047,133	3.4



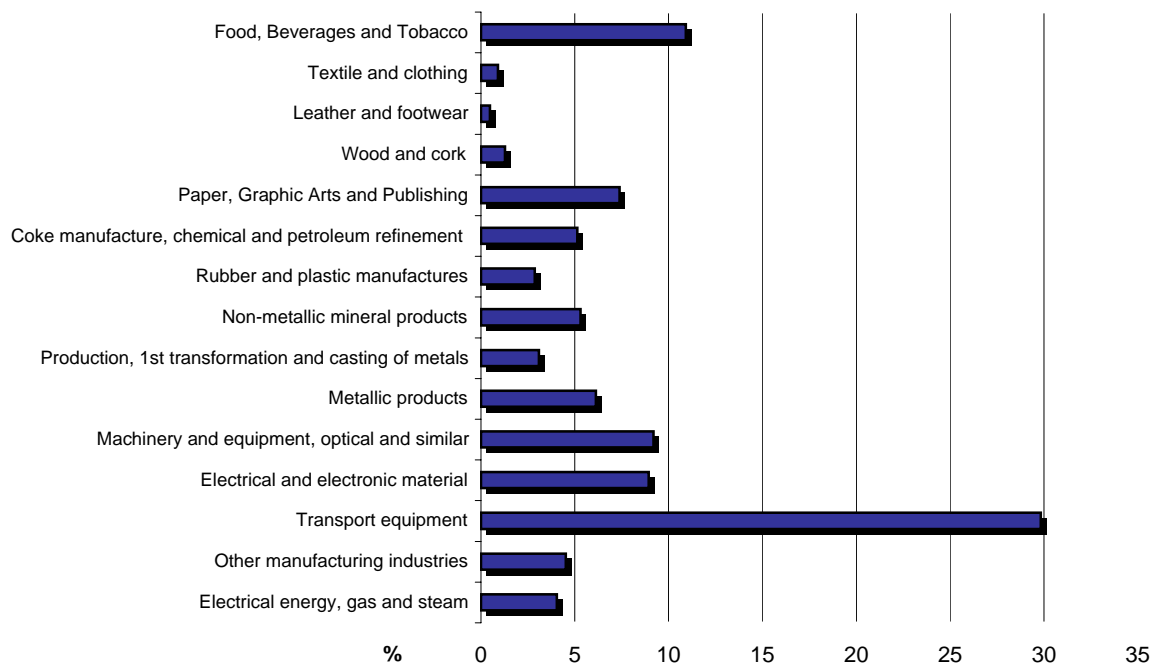
Andalucía

NACE		Thousands of €	%
	TOTAL	48,663,729	100.0
15-16	Food, Beverages and Tobacco	12,315,522	25.3
17-18	Textile and clothing	478,504	1.0
19	Leather and footwear	118,041	0.2
20	Wood and cork	464,521	1.0
21-22	Paper, Graphic Arts and Publishing	1,221,224	2.5
23-24	Coke manufacture, chemical and petroleum refinement	12,806,975	26.3
25	Rubber and plastic manufactures	965,966	2.0
26	Non-metallic mineral products	3,731,874	7.7
27	Production, 1st transformation and casting of metals	5,598,261	11.5
28	Metallic products	2,387,533	4.9
29-30-33	Machinery and equipment, optical and similar	2,132,543	4.4
31-32	Electrical and electronic material	1,034,519	2.1
34-35	Transport equipment	2,144,596	4.4
36	Other manufacturing industries	1,129,545	2.3
40	Electrical energy, gas and steam	2,134,107	4.4



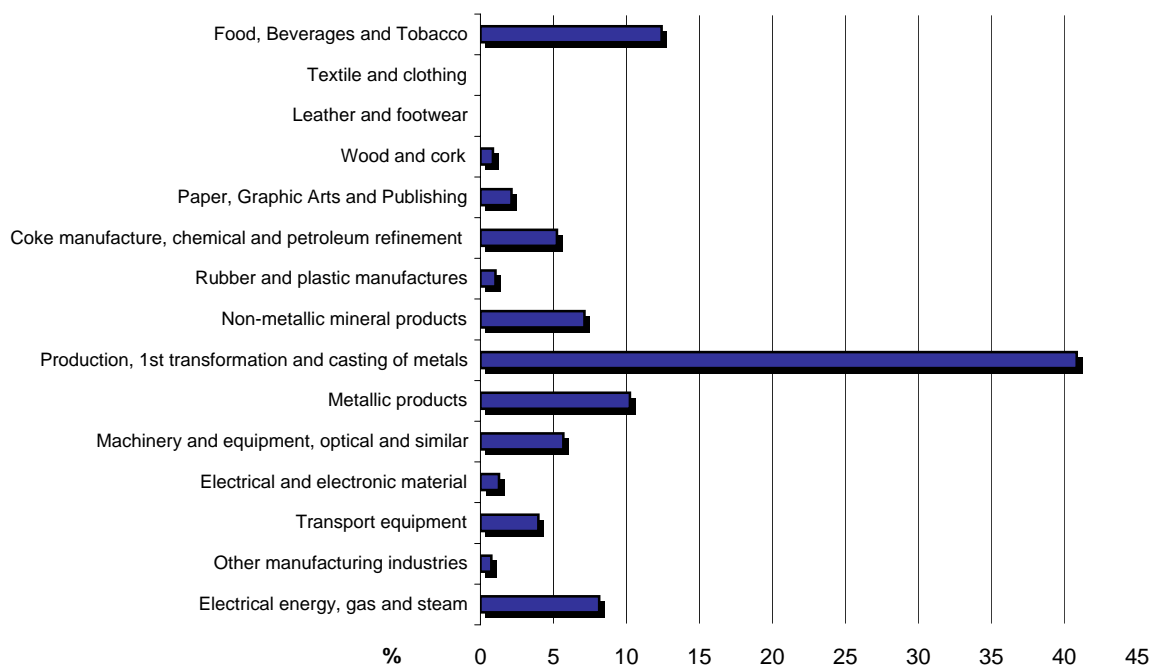
Aragón

NACE		Thousands of €	%
	TOTAL	22,240,926	100.0
15-16	Food, Beverages and Tobacco	2,426,005	10.9
17-18	Textile and clothing	203,493	0.9
19	Leather and footwear	104,659	0.5
20	Wood and cork	284,758	1.3
21-22	Paper, Graphic Arts and Publishing	1,640,452	7.4
23-24	Coke manufacture, chemical and petroleum refinement	1,141,157	5.1
25	Rubber and plastic manufactures	639,198	2.9
26	Non-metallic mineral products	1,181,300	5.3
27	Production, 1st transformation and casting of metals	684,542	3.1
28	Metallic products	1,362,574	6.1
29-30-33	Machinery and equipment, optical and similar	2,043,210	9.2
31-32	Electrical and electronic material	1,987,149	8.9
34-35	Transport equipment	6,634,825	29.8
36	Other manufacturing industries	1,005,875	4.5
40	Electrical energy, gas and steam	901,728	4.1



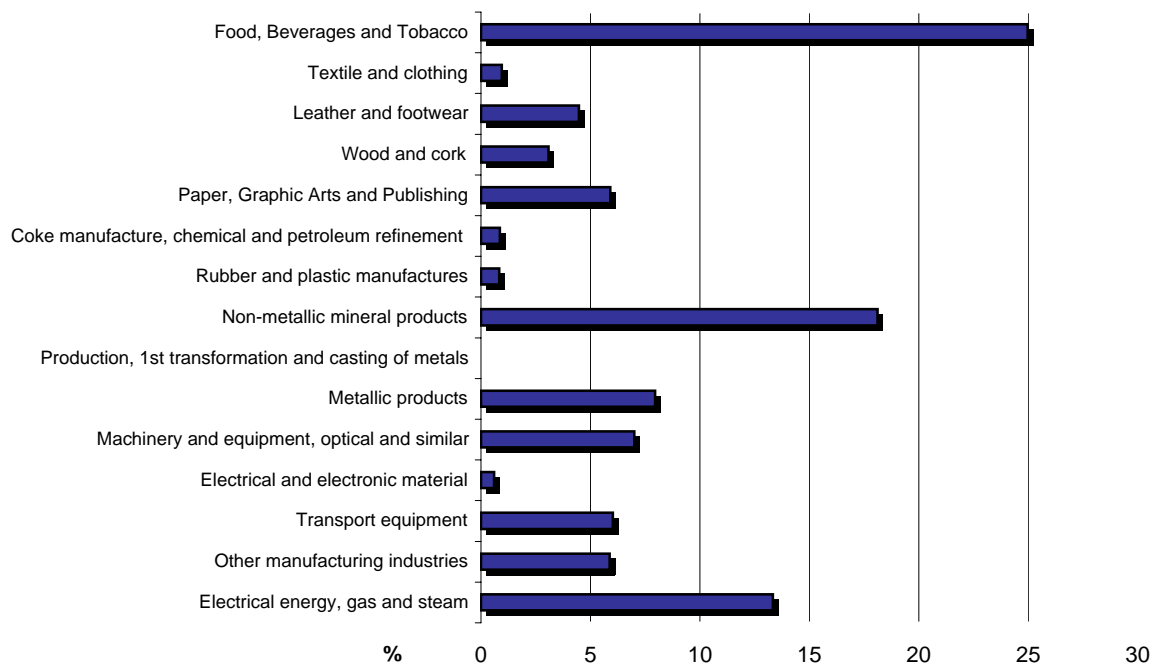
Asturias (Principado de)

NACE		Thousands of €	%
	TOTAL	12,148,174	100.0
15-16	Food, Beverages and Tobacco	1,507,190	12.4
17-18	Textile and clothing	---	---
19	Leather and footwear	---	---
20	Wood and cork	104,162	0.9
21-22	Paper, Graphic Arts and Publishing	257,635	2.1
23-24	Coke manufacture, chemical and petroleum refinement	636,434	5.2
25	Rubber and plastic manufactures	125,918	1.0
26	Non-metallic mineral products	866,769	7.1
27	Production, 1st transformation and casting of metals	4,962,250	40.9
28	Metallic products	1,244,305	10.2
29-30-33	Machinery and equipment, optical and similar	688,861	5.7
31-32	Electrical and electronic material	154,405	1.3
34-35	Transport equipment	483,359	4.0
36	Other manufacturing industries	90,009	0.7
40	Electrical energy, gas and steam	987,716	8.1



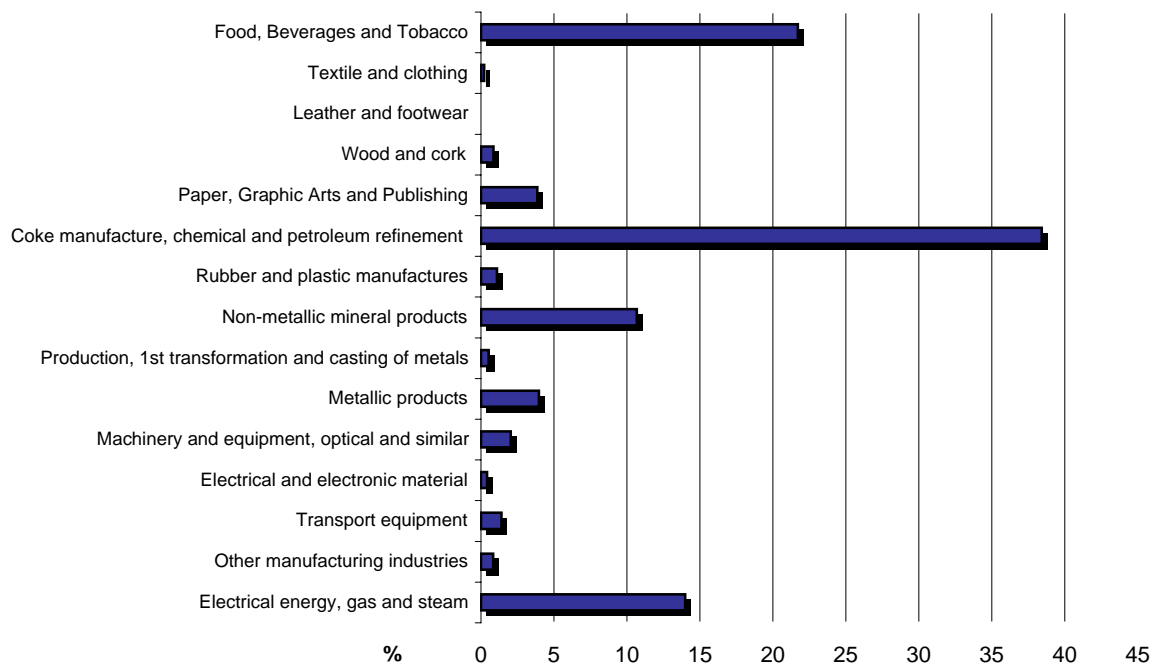
Balears (Illes)

NACE		Thousands of €	%
	TOTAL	2,172,457	100.0
15-16	Food, Beverages and Tobacco	542,357	25.0
17-18	Textile and clothing	20,659	1.0
19	Leather and footwear	97,196	4.5
20	Wood and cork	66,888	3.1
21-22	Paper, Graphic Arts and Publishing	128,359	5.9
23-24	Coke manufacture, chemical and petroleum refinement	18,637	0.9
25	Rubber and plastic manufactures	18,077	0.8
26	Non-metallic mineral products	393,735	18.1
27	Production, 1st transformation and casting of metals	64	0.0
28	Metallic products	172,708	8.0
29-30-33	Machinery and equipment, optical and similar	152,236	7.0
31-32	Electrical and electronic material	13,109	0.6
34-35	Transport equipment	131,064	6.0
36	Other manufacturing industries	127,577	5.9
40	Electrical energy, gas and steam	289,790	13.3



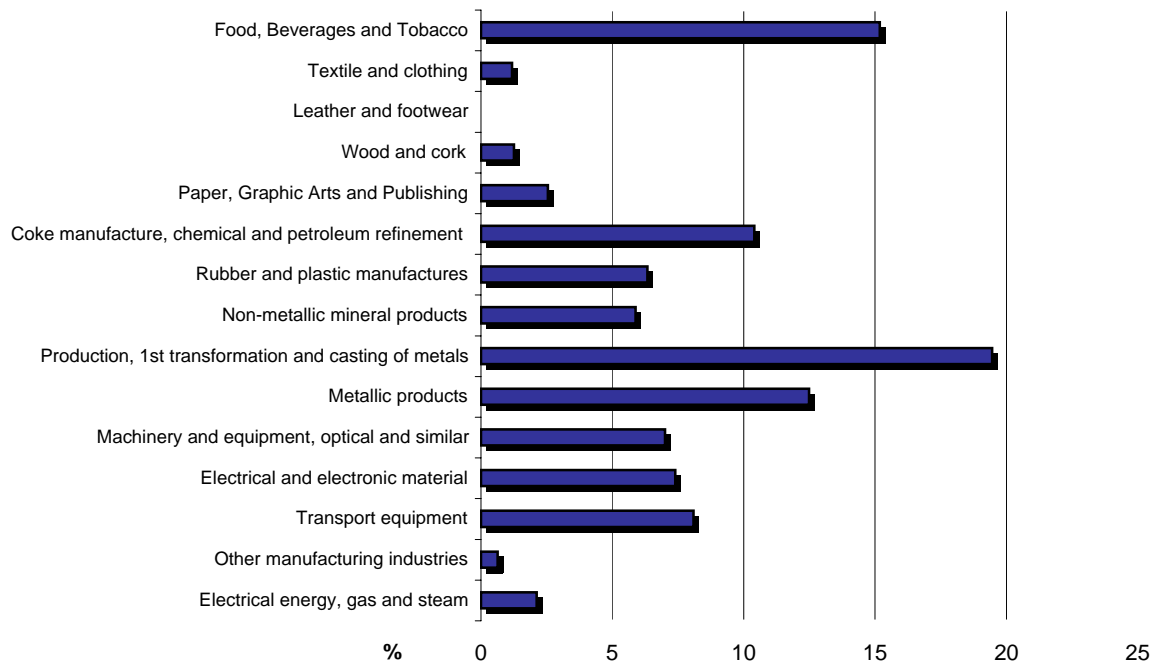
Canarias

NACE		Thousands of €	%
	TOTAL	6,822,677	100.0
15-16	Food, Beverages and Tobacco	1,481,793	21.7
17-18	Textile and clothing	14,048	0.2
19	Leather and footwear	0	0.0
20	Wood and cork	57,980	0.9
21-22	Paper, Graphic Arts and Publishing	262,623	3.9
23-24	Coke manufacture, chemical and petroleum refinement	2,621,627	38.4
25	Rubber and plastic manufactures	74,513	1.1
26	Non-metallic mineral products	729,353	10.7
27	Production, 1st transformation and casting of metals	35,768	0.5
28	Metallic products	270,848	4.0
29-30-33	Machinery and equipment, optical and similar	138,648	2.0
31-32	Electrical and electronic material	28,488	0.4
34-35	Transport equipment	96,405	1.4
36	Other manufacturing industries	56,414	0.8
40	Electrical energy, gas and steam	954,169	14.0



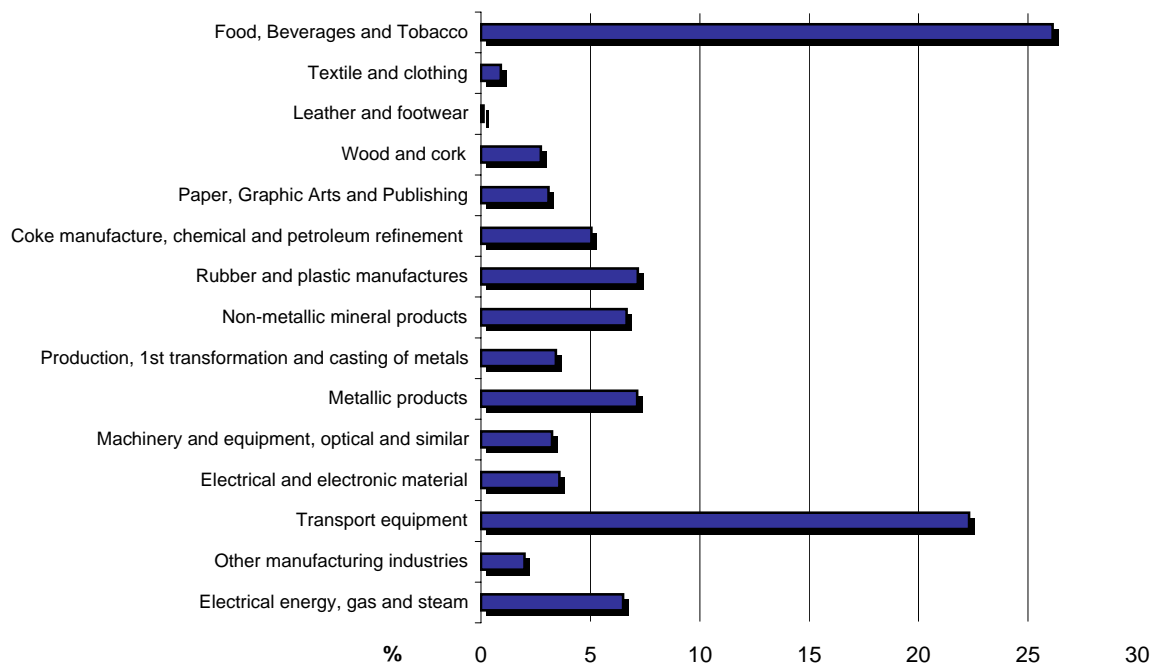
Cantabria

NACE		Thousands of €	%
	TOTAL	5,914,710	100.0
15-16	Food, Beverages and Tobacco	898,113	15.2
17-18	Textile and clothing	69,794	1.2
19	Leather and footwear	0	0.0
20	Wood and cork	74,437	1.3
21-22	Paper, Graphic Arts and Publishing	150,857	2.6
23-24	Coke manufacture, chemical and petroleum refinement	615,861	10.4
25	Rubber and plastic manufactures	375,028	6.3
26	Non-metallic mineral products	347,683	5.9
27	Production, 1st transformation and casting of metals	1,150,830	19.5
28	Metallic products	738,735	12.5
29-30-33	Machinery and equipment, optical and similar	414,761	7.0
31-32	Electrical and electronic material	437,311	7.4
34-35	Transport equipment	478,786	8.1
36	Other manufacturing industries	37,269	0.6
40	Electrical energy, gas and steam	125,247	2.1



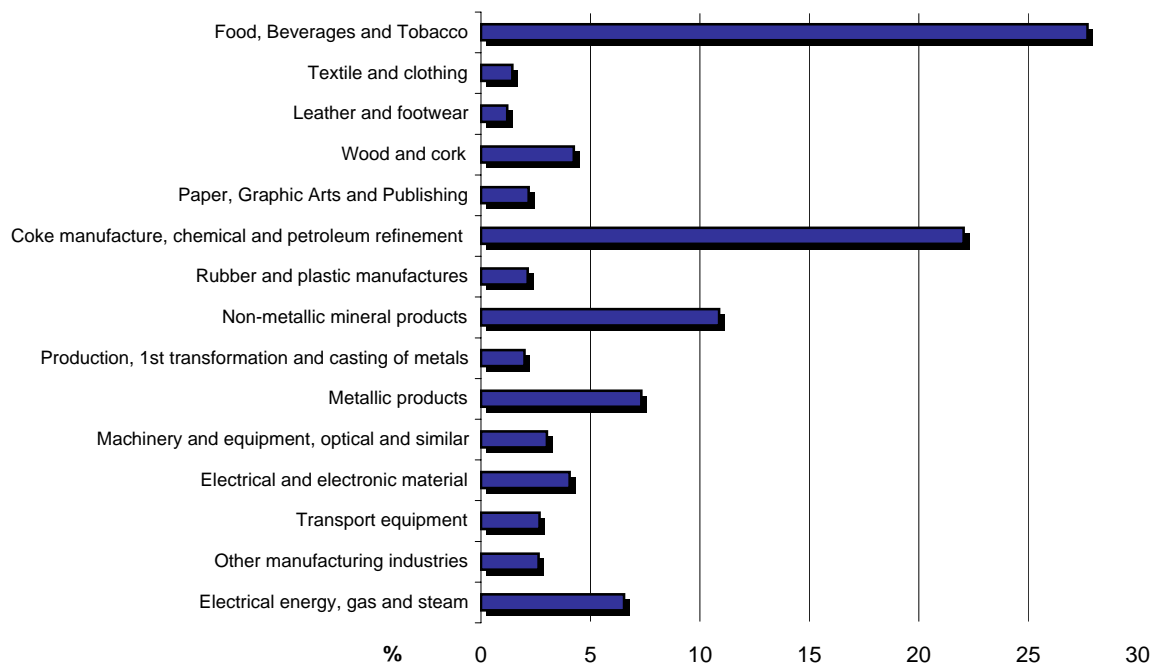
Castilla y León

NACE		Thousands of €	%
	TOTAL	28,706,100	100,0
15-16	Food, Beverages and Tobacco	7,498,186	26.1
17-18	Textile and clothing	259,508	0.9
19	Leather and footwear	31,969	0.1
20	Wood and cork	782,496	2.7
21-22	Paper, Graphic Arts and Publishing	887,792	3.1
23-24	Coke manufacture, chemical and petroleum refinemen	1,446,610	5.0
25	Rubber and plastic manufactures	2,058,769	7.2
26	Non-metallic mineral products	1,907,780	6.7
27	Production, 1st transformation and casting of metals	982,031	3.4
28	Metallic products	2,049,253	7.1
29-30-33	Machinery and equipment, optical and similar	933,443	3.3
31-32	Electrical and electronic material	1,029,613	3.6
34-35	Transport equipment	6,405,327	22.3
36	Other manufacturing industries	570,104	2.0
40	Electrical energy, gas and steam	1,863,219	6.5



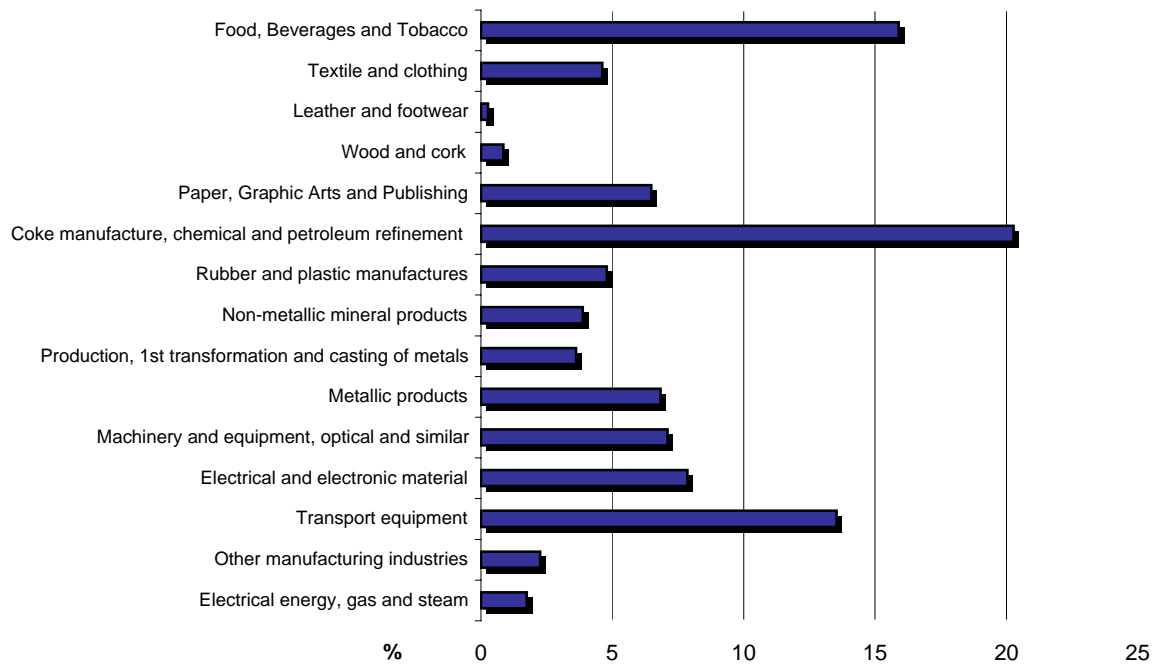
Castilla-La Mancha

NACE		Thousands of €	%
	TOTAL	19,957,386	100,0
15-16	Food, Beverages and Tobacco	5,528,238	27.7
17-18	Textile and clothing	286,926	1.4
19	Leather and footwear	238,680	1.2
20	Wood and cork	846,240	4.2
21-22	Paper, Graphic Arts and Publishing	435,495	2.2
23-24	Coke manufacture, chemical and petroleum refinement	4,398,334	22.0
25	Rubber and plastic manufactures	424,870	2.1
26	Non-metallic mineral products	2,170,116	10.9
27	Production, 1st transformation and casting of metals	397,809	2.0
28	Metallic products	1,460,575	7.3
29-30-33	Machinery and equipment, optical and similar	600,318	3.0
31-32	Electrical and electronic material	807,744	4.1
34-35	Transport equipment	532,886	2.7
36	Other manufacturing industries	524,704	2.6
40	Electrical energy, gas and steam	1,304,449	6.5



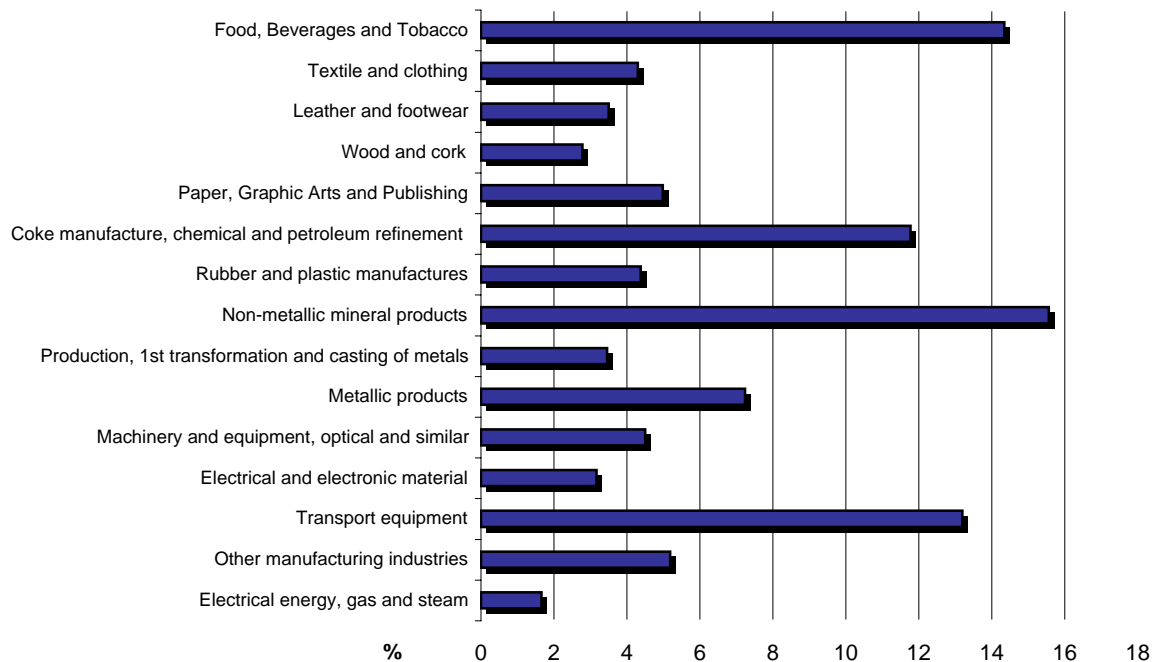
Cataluña

NACE		Thousands of €	%
	TOTAL	104,085,592	100.0
15-16	Food, Beverages and Tobacco	16,550,670	15.9
17-18	Textile and clothing	4,805,223	4.6
19	Leather and footwear	278,836	0.3
20	Wood and cork	883,993	0.9
21-22	Paper, Graphic Arts and Publishing	6,744,524	6.5
23-24	Coke manufacture, chemical and petroleum refinement	21,098,701	20.3
25	Rubber and plastic manufactures	4,981,607	4.8
26	Non-metallic mineral products	4,042,210	3.9
27	Production, 1st transformation and casting of metals	3,767,927	3.6
28	Metallic products	7,117,734	6.8
29-30-33	Machinery and equipment, optical and similar	7,392,627	7.1
31-32	Electrical and electronic material	8,178,327	7.9
34-35	Transport equipment	14,088,408	13.5
36	Other manufacturing industries	2,345,738	2.3
40	Electrical energy, gas and steam	1,809,068	1.7



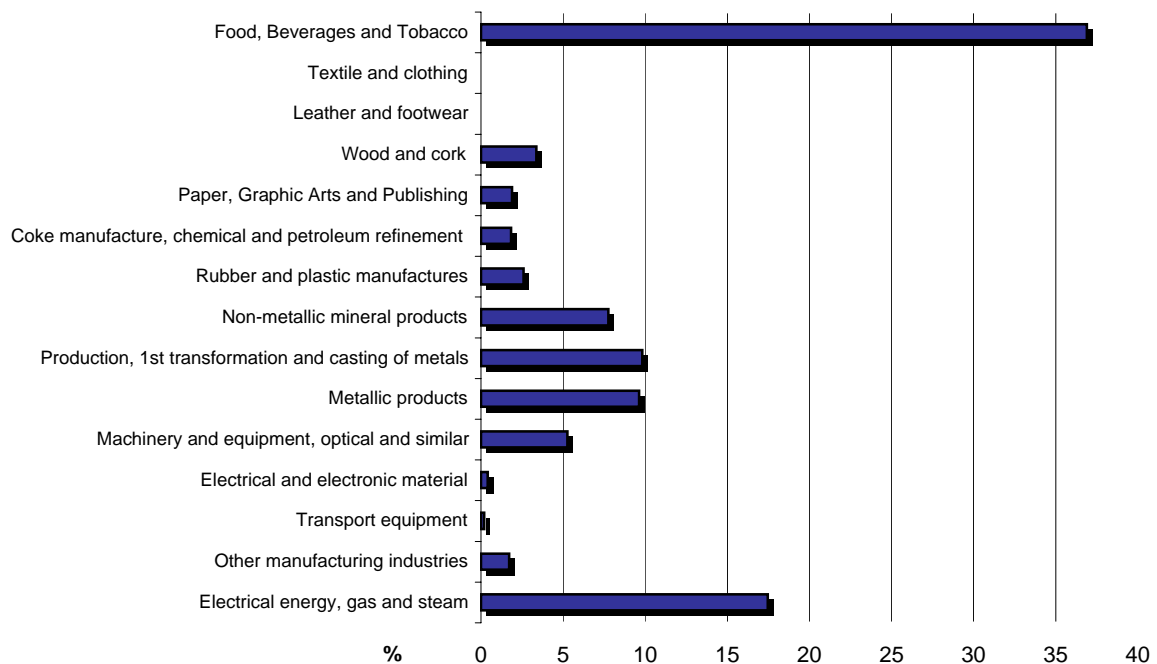
Comunitat Valenciana

NACE		Thousands of €	%
	TOTAL	45,532,728	100.0
15-16	Food, Beverages and Tobacco	6,530,656	14.3
17-18	Textile and clothing	1,956,053	4.3
19	Leather and footwear	1,593,275	3.5
20	Wood and cork	1,267,176	2.8
21-22	Paper, Graphic Arts and Publishing	2,269,592	5.0
23-24	Coke manufacture, chemical and petroleum refinement	5,357,259	11.8
25	Rubber and plastic manufactures	1,992,681	4.4
26	Non-metallic mineral products	7,085,198	15.6
27	Production, 1st transformation and casting of metals	1,574,183	3.5
28	Metallic products	3,294,373	7.2
29-30-33	Machinery and equipment, optical and similar	2,051,093	4.5
31-32	Electrical and electronic material	1,442,746	3.2
34-35	Transport equipment	6,006,751	13.2
36	Other manufacturing industries	2,357,285	5.2
40	Electrical energy, gas and steam	754,406	1.7



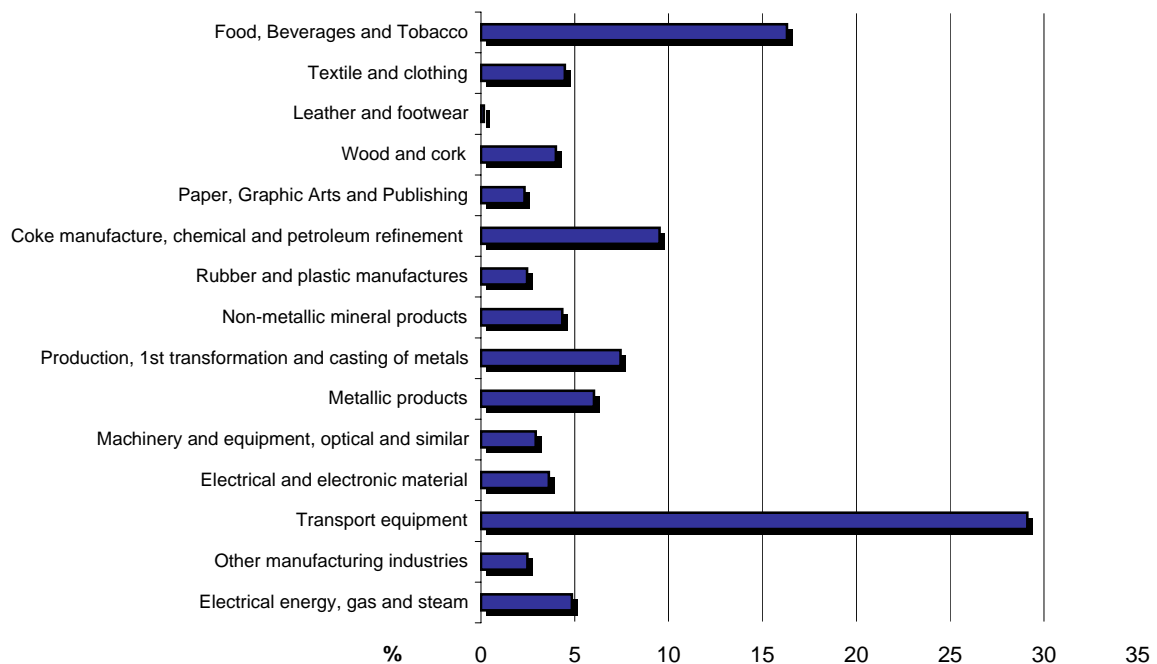
Extremadura

NACE		Thousands of €	%
	TOTAL	4,225,106	100.0
15-16	Food, Beverages and Tobacco	1,559,009	36.9
17-18	Textile and clothing	---	---
19	Leather and footwear	---	---
20	Wood and cork	142,835	3.4
21-22	Paper, Graphic Arts and Publishing	80,204	1.9
23-24	Coke manufacture, chemical and petroleum refinement	77,535	1.8
25	Rubber and plastic manufactures	109,350	2.6
26	Non-metallic mineral products	328,043	7.8
27	Production, 1st transformation and casting of metals	415,502	9.8
28	Metallic products	406,800	9.6
29-30-33	Machinery and equipment, optical and similar	222,335	5.3
31-32	Electrical and electronic material	17,499	0.4
34-35	Transport equipment	8,286	0.2
36	Other manufacturing industries	72,264	1.7
40	Electrical energy, gas and steam	737,939	17.5



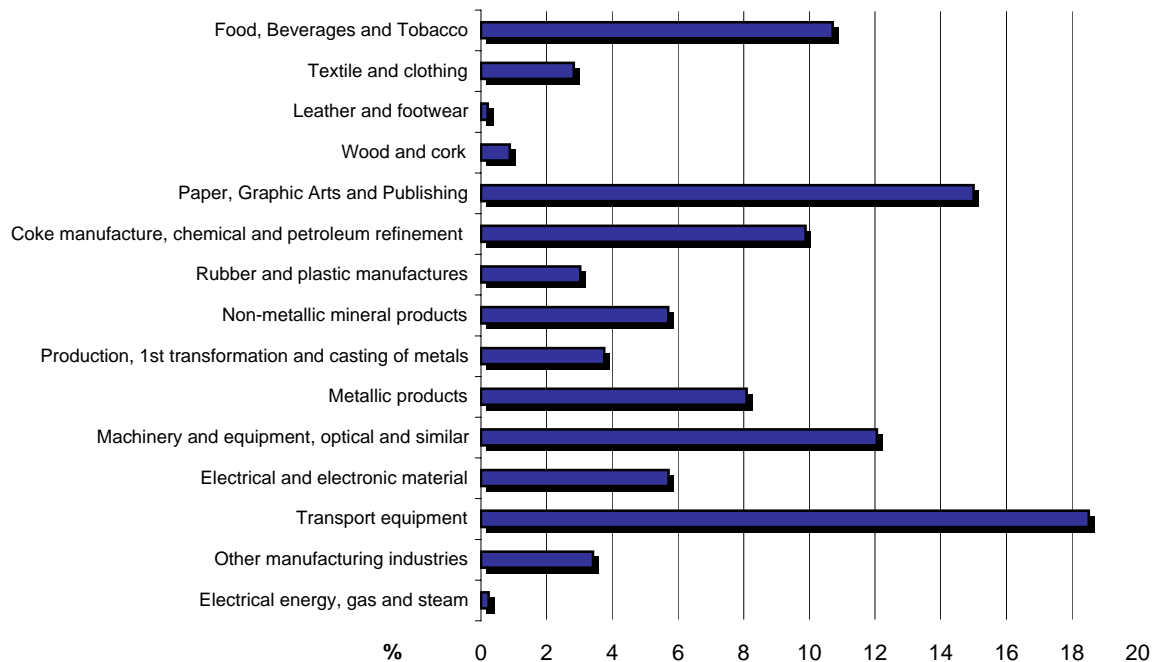
Galicia

NACE		Thousands of €	%
	TOTAL	31,922,453	100.0
15-16	Food, Beverages and Tobacco	5,204,536	16.3
17-18	Textile and clothing	1,428,450	4.5
19	Leather and footwear	52,615	0.2
20	Wood and cork	1,272,353	4.0
21-22	Paper, Graphic Arts and Publishing	740,672	2.3
23-24	Coke manufacture, chemical and petroleum refinement	3,037,767	9.5
25	Rubber and plastic manufactures	783,655	2.5
26	Non-metallic mineral products	1,383,831	4.3
27	Production, 1st transformation and casting of metals	2,376,565	7.4
28	Metallic products	1,921,699	6.0
29-30-33	Machinery and equipment, optical and similar	932,719	2.9
31-32	Electrical and electronic material	1,153,589	3.6
34-35	Transport equipment	9,293,981	29.1
36	Other manufacturing industries	792,048	2.5
40	Electrical energy, gas and steam	1,547,973	4.9



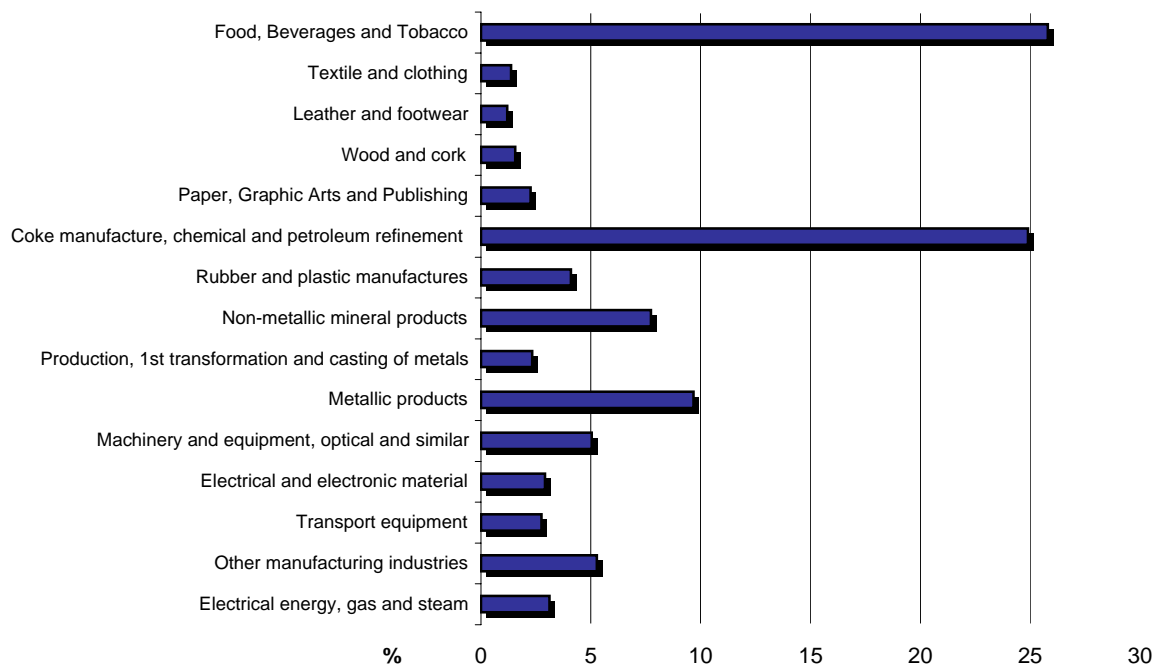
Madrid (Comunidad de)

NACE		Thousands of €	%
	TOTAL	36,933,451	100.0
15-16	Food, Beverages and Tobacco	3,955,017	10.7
17-18	Textile and clothing	1,045,437	2.8
19	Leather and footwear	75,643	0.2
20	Wood and cork	325,637	0.9
21-22	Paper, Graphic Arts and Publishing	5,541,626	15.0
23-24	Coke manufacture, chemical and petroleum refinement	3,650,340	9.9
25	Rubber and plastic manufactures	1,113,740	3.0
26	Non-metallic mineral products	2,105,167	5.7
27	Production, 1st transformation and casting of metals	1,383,867	3.8
28	Metallic products	2,987,452	8.1
29-30-33	Machinery and equipment, optical and similar	4,455,246	12.1
31-32	Electrical and electronic material	2,109,640	5.7
34-35	Transport equipment	6,837,862	18.5
36	Other manufacturing industries	1,261,177	3.4
40	Electrical energy, gas and steam	85,599	0.2



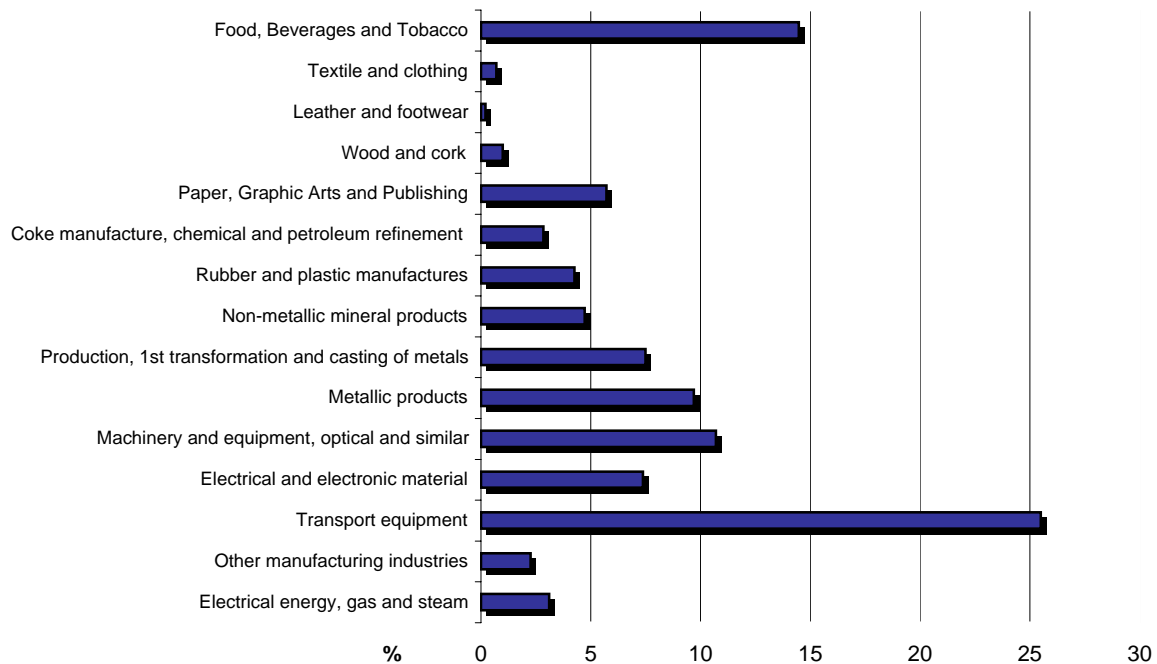
Murcia (Región de)

NACE		Thousands of €	%
	TOTAL	11,427,024	100.0
15-16	Food, Beverages and Tobacco	2,948,053	25.8
17-18	Textile and clothing	156,020	1.4
19	Leather and footwear	135,656	1.2
20	Wood and cork	177,751	1.6
21-22	Paper, Graphic Arts and Publishing	258,080	2.3
23-24	Coke manufacture, chemical and petroleum refinement	2,845,287	24.9
25	Rubber and plastic manufactures	467,638	4.1
26	Non-metallic mineral products	883,505	7.7
27	Production, 1st transformation and casting of metals	266,213	2.3
28	Metallic products	1,106,477	9.7
29-30-33	Machinery and equipment, optical and similar	575,822	5.0
31-32	Electrical and electronic material	332,380	2.9
34-35	Transport equipment	315,310	2.8
36	Other manufacturing industries	602,610	5.3
40	Electrical energy, gas and steam	356,223	3.1



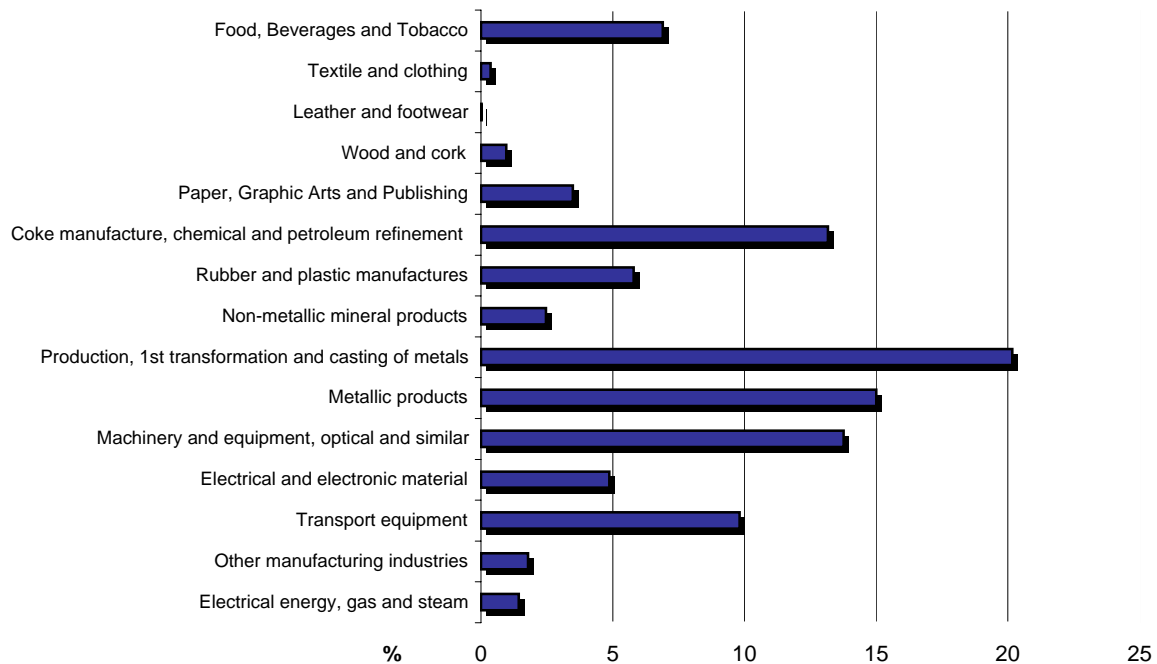
Navarra (Comunidad foral de)

NACE		Thousands of €	%
	TOTAL	14,279,329	100.0
15-16	Food, Beverages and Tobacco	2,065,924	14.5
17-18	Textile and clothing	99,521	0.7
19	Leather and footwear	29,003	0.2
20	Wood and cork	140,781	1.0
21-22	Paper, Graphic Arts and Publishing	815,017	5.7
23-24	Coke manufacture, chemical and petroleum refinement	404,961	2.8
25	Rubber and plastic manufactures	608,245	4.3
26	Non-metallic mineral products	675,279	4.7
27	Production, 1st transformation and casting of metals	1,069,785	7.5
28	Metallic products	1,383,076	9.7
29-30-33	Machinery and equipment, optical and similar	1,527,665	10.7
31-32	Electrical and electronic material	1,051,739	7.4
34-35	Transport equipment	3,641,284	25.5
36	Other manufacturing industries	323,034	2.3
40	Electrical energy, gas and steam	444,015	3.1



País Vasco

NACE		Thousands of €	%
	TOTAL	45,756,326	100.0
15-16	Food, Beverages and Tobacco	3,156,216	6.9
17-18	Textile and clothing	169,776	0.4
19	Leather and footwear	10,098	0.0
20	Wood and cork	440,297	1.0
21-22	Paper, Graphic Arts and Publishing	1,599,031	3.5
23-24	Coke manufacture, chemical and petroleum refinement	6,024,700	13.2
25	Rubber and plastic manufactures	2,656,056	5.8
26	Non-metallic mineral products	1,128,326	2.5
27	Production, 1st transformation and casting of metals	9,223,102	20.2
28	Metallic products	6,862,038	15.0
29-30-33	Machinery and equipment, optical and similar	6,297,214	13.8
31-32	Electrical and electronic material	2,229,348	4.9
34-35	Transport equipment	4,490,122	9.8
36	Other manufacturing industries	817,201	1.8
40	Electrical energy, gas and steam	652,800	1.4



Rioja (La)

NACE		Thousands of €	%
	TOTAL	4,205,240	100.0
15-16	Food, Beverages and Tobacco	1,709,669	40.7
17-18	Textile and clothing	69,425	1.7
19	Leather and footwear	310,113	7.4
20	Wood and cork	159,107	3.8
21-22	Paper, Graphic Arts and Publishing	127,760	3.0
23-24	Coke manufacture, chemical and petroleum refinement	108,817	2.6
25	Rubber and plastic manufactures	300,680	7.2
26	Non-metallic mineral products	262,319	6.2
27	Production, 1st transformation and casting of metals	97,465	2.3
28	Metallic products	462,172	11.0
29-30-33	Machinery and equipment, optical and similar	100,991	2.4
31-32	Electrical and electronic material	47,238	1.1
34-35	Transport equipment	163,795	3.9
36	Other manufacturing industries	187,003	4.5
40	Electrical energy, gas and steam	98,684	2.4

